

#### XTPAXUTS



#### Shroud for Unused Terminals of Three-Phase Commoning Links

For Use with...	Description	Pkg. Qty. ①	Catalog Number
Frame B XTPR	To cover unused terminals on three-phase commoning link. Protected against direct contact.	20	XTPAXUTS

#### XTPAXIT



#### Incoming Terminals for Three-Phase Commoning Link ②

For Use with...	Pkg. Qty. ①	Catalog Number
Frame B XTPR, XTPB	5	XTPAXIT

#### Line-Side Adapters ③

#### XTPAXLSA



For Use with...	Catalog Number
Frame B XTPR to create a UL 508 Type E/F manual combination starter	XTPAXLSA

#### XTPAXLSAD



For Use with...	Catalog Number
Frame D XTPR to create a UL 508 Type E/F manual combination starter	XTPAXLSAD ④

#### XTPAXIP2X

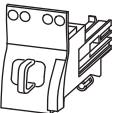


Reduced size Frame D XTPR to create a UL 508 Type E/F manual combination starter (not to be used with 3-phase commoning links)	XTPAXIP2X
--	-----------

#### Combination Connection Kits

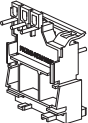
##### Non-Reversing Starters

#### XTPAXTPCB



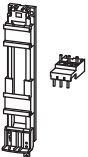
For Use with...	Description/Comprised of ...	Std. Pack ①	Catalog Number
XTPR...B + XTCE...B	Mechanical connection element for XTPR...B and contactor	1	XTPAXTPCB
	Main current wiring between XTPR...B and contactor in toolless plug connection	1	
	Use contactor auxiliary switch XTCEXFAT_. Control cable guidance: max. six cables up to 2.5 mm <sup>2</sup> external diameter or four cables up to 3.5 mm <sup>2</sup> external diameter.		

#### XTPAXEMC\_



XTPR...B + XTCE...B	Mechanical and electrical connection for XTPR...B and contactor	5	XTPAXEMCB
XTPR...B + XTCE...C		5	XTPAXEMCC

#### XTPAXTPCD



XTPR...D + XTCE...D	DIN rail adapter plate Main current wiring between XTPR and contactor	1	XTPAXTPCD
---------------------	--	---	-----------

#### Notes

- ① Orders must be placed in multiples of package quantity listed.
- ② For three-phase commoning link, protected against accidental contact,  $U_b = 690V$ ,  $I_b = 63A$ ;  
For conductor cross-sections: 2.5–25 mm<sup>2</sup> stranded; 2.5–16 mm<sup>2</sup> flexible with ferrules, AWG 14-6.
- ③ XTPAXLSA is for three-phase commoning link, finger and back-of-hand proof,  
 $U_b = 690V$ ,  $I_b = 60A$  for conductor cross sections: 2.5–25 mm<sup>2</sup> stranded,  
2.5–16 mm<sup>2</sup> flexible with ferrule, AWG 14-6.
- ④ XTPAXLSAD cannot be combined with three-phase commoning links. Conductor size 8 AWG–1/0.

#### XTPAXUTS



#### Shroud for Unused Terminals of Three-Phase Commoning Links

For Use with...	Description	Pkg. Qty. ①	Catalog Number
Frame B XTPR	To cover unused terminals on three-phase commoning link. Protected against direct contact.	20	XTPAXUTS

#### XTPAXIT



#### Incoming Terminals for Three-Phase Commoning Link ②

For Use with...	Pkg. Qty. ①	Catalog Number
Frame B XTPR, XTPB	5	XTPAXIT

#### Line-Side Adapters ③

#### XTPAXLSA



For Use with...	Catalog Number
Frame B XTPR to create a UL 508 Type E/F manual combination starter	XTPAXLSA

#### XTPAXLSAD



For Use with...	Catalog Number
Frame D XTPR to create a UL 508 Type E/F manual combination starter	XTPAXLSAD ④

#### XTPAXIP2X

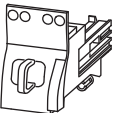


Reduced size Frame D XTPR to create a UL 508 Type E/F manual combination starter (not to be used with 3-phase commoning links) **XTPAXIP2X**

#### Combination Connection Kits

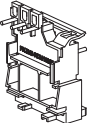
##### Non-Reversing Starters

#### XTPAXPCB



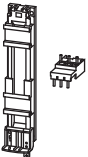
For Use with...	Description/Comprised of ...	Std. Pack ①	Catalog Number
XTPR...B + XTCE...B	Mechanical connection element for XTPR...B and contactor	1	<b>XTPAXPCB</b>
	Main current wiring between XTPR...B and contactor in toolless plug connection	1	
	Use contactor auxiliary switch XTCEXFAT_. Control cable guidance: max. six cables up to 2.5 mm <sup>2</sup> external diameter or four cables up to 3.5 mm <sup>2</sup> external diameter.		

#### XTPAXEMC



XTPR...B + XTCE...B	Mechanical and electrical connection for XTPR...B and contactor	5	<b>XTPAXEMCB</b>
XTPR...B + XTCE...C		5	<b>XTPAXEMCC</b>

#### XTPAXPCD



XTPR...D + XTCE...D	DIN rail adapter plate Main current wiring between XTPR and contactor	1	<b>XTPAXPCD</b>
---------------------	--	---	-----------------

#### Notes

- ① Orders must be placed in multiples of package quantity listed.
- ② For three-phase commoning link, protected against accidental contact,  $U_b = 690V$ ,  $I_b = 63A$ ;  
For conductor cross-sections: 2.5–25 mm<sup>2</sup> stranded; 2.5–16 mm<sup>2</sup> flexible with ferrules, AWG 14-6.
- ③ XTPAXLSA is for three-phase commoning link, finger and back-of-hand proof,  
 $U_b = 690V$ ,  $I_b = 60A$  for conductor cross sections: 2.5–25 mm<sup>2</sup> stranded,  
2.5–16 mm<sup>2</sup> flexible with ferrule, AWG 14-6.
- ④ XTPAXLSAD cannot be combined with three-phase commoning links. Conductor size 8 AWG–1/0.