

1

#### Frame C—Maximum UL/CSA Ratings

Three-Phase hp Ratings				Max. Changeover Time (sec)	Component Description	Catalog Number <sup>①</sup>
200V	230V	460V	575V			
7-1/2	7-1/2	15	20	<20	K1M main contactor	XTCE018C10_
					K5M delta contactor	XTCE018C01_
					K3M star contactor	XTCE018C01_
					Mechanical interlock	XTCEXMLC
					K1T timing relay	XTTR6A60S51B
					Overload relay	XTOB...CC1
					(3) auxiliary contacts	XTCEXFAC20
					Star-delta link kit	XTCEXSDLC
10	15	30	40	<20	K1M main contactor	XTCE025C10_
					K5M delta contactor	XTCE025C01_
					K3M star contactor	XTCE025C01_
					Mechanical interlock	XTCEXMLC
					K1T timing relay	XTTR6A60S51B
					Overload relay	XTOB...CC1
					(3) auxiliary contacts	XTCEXFAC20
					Star-delta link kit	XTCEXSDLC
15	20	40	50	<20	K1M main contactor	XTCE032C10_
					K5M delta contactor	XTCE032C01_
					K3M star contactor	XTCE032C01_
					Mechanical interlock	XTCEXMLC
					K1T timing relay	XTTR6A60S51B
					Overload relay	XTOB...CC1
					(3) auxiliary contacts	XTCEXFAC20
					Star-delta link kit	XTCEXSDLC

#### Frame C—Maximum IEC Ratings



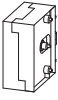
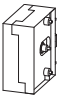
AC-3 I <sub>e</sub> (A)	Three-Phase Motors 50–60 Hz						Max. Changeover Time (sec)	Component Description	Catalog Number <sup>①</sup>
	220/230V	380/400V	415V	500V	660/690V	1000V			
30	7.5	15	19	18.5	18.5	—	<20	K1M main contactor	XTCE018C10_
								K5M delta contactor	XTCE018C01_
								K3M star contactor	XTCE018C01_
								Mechanical interlock	XTCEXMLC
								K1T timing relay	XTTR6A60S51B
								Overload relay	XTOB...CC1
								(3) auxiliary contacts	XTCEXFAC20
								Star-delta link kit	XTCEXSDLC
45	11	22	30	30	22	—	<20	K1M main contactor	XTCE025C10_
								K5M delta contactor	XTCE025C01_
								K3M star contactor	XTCE025C01_
								Mechanical interlock	XTCEXMLC
								K1T timing relay	XTTR6A60S51B
								Overload relay	XTOB...CC1
								(3) auxiliary contacts	XTCEXFAC20
								Star-delta link kit	XTCEXSDLC
55	15	30	39	37	30	—	<20	K1M main contactor	XTCE032C10_
								K5M delta contactor	XTCE032C01_
								K3M star contactor	XTCE032C01_
								Mechanical interlock	XTCEXMLC
								K1T timing relay	XTTR6A60S51B
								Overload relay	XTOB...CC1
								(3) auxiliary contacts	XTCEXFAC20
								Star-delta link kit	XTCEXSDLC

**Note**



① Underscore (\_) indicates magnet coil suffix required. See Page V5-T1-62.

## Additional Accessories

Mechanical Interlock <sup>①</sup>


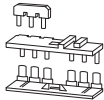
	For Use with...	Pkg. Qty. <sup>②</sup>	Catalog Number
	XTCE007B–XTCE015B, XTCF020B	5	<b>XTCEXMLB</b>
	XTCE018C–XTCE032C, XTCF032C–XTCF045C	1	<b>XTCEXMLC</b>
	XTCE040D–XTCE072D, XTCF063D–XTCF080D	1	<b>XTCEXMLD</b>
	XTCE080F–XTCE170G, XTCF125G–XTCF200G	1	<b>XTCEXMLG</b> <sup>③</sup>
	XTCE185H–XTCE570M	1	<b>XTCEXMLM</b>
	XTCE580N–XTCEC10N	1	<b>XTCEXMLN</b> <sup>③</sup>

## Reversing Link Kits

	For Use with...	Pkg. Qty. <sup>②</sup>	Catalog Number
	XTCE007B–XTCE015B	1	<b>XTCEXRLB</b> <sup>④</sup>
	XTCE018C–XTCE032C	1	<b>XTCEXRLC</b>
	XTCE040D–XTCE065D	1	<b>XTCEXRLD</b>
	XTCE080F–XTCE150G	1	<b>XTCEXRLG</b>



Main current wiring for reversing combinations. Includes paralleling bridge and reversing bridge. Does not include mechanical interlock, see table on this page.

## Star-Delta (Wye-Delta) Link Kits

	For Use with...	Pkg. Qty. <sup>②</sup>	Catalog Number
	XTCE007B–XTCE015B	1	<b>XTCEXSDLB</b> <sup>③</sup>
	XTCE018C–XTCE032C	1	<b>XTCEXSDLC</b>
	XTCE040D–XTCE072D	1	<b>XTCEXSDLD</b>
	XTCE080F–XTCE095F	1	<b>XTCEXSDLF</b>
	XTCE115G–XTCE150G	1	<b>XTCEXSDLG</b>



Main current wiring for star-delta (wye-delta) combinations. Includes paralleling bridge, reversing bridge and star-delta bridge. Does not include mechanical interlock, see table on this page.

## Paralleling Bridge

	For Use with...	Pkg. Qty. <sup>②</sup>	Catalog Number
	XTCE007B–XTCE015B	20	<b>XTCEXPBB</b>
	XTCE018C–XTCE032C	20	<b>XTCEXPBC</b>

Component part of reversing link kit (XTCEXRL\_). Parallels the phases on the line-side of two contactors.

## Reversing Bridge

	For Use with...	Pkg. Qty. <sup>②</sup>	Catalog Number
	XTCE007B–XTCE015B	20	<b>XTCEXRBB</b>
	XTCE018C–XTCE032C	20	<b>XTCEXRBC</b>
	XTCE040D–XTCE065D	10	<b>XTCEXRBD</b>

Component part of reversing link kit (XTCEXRL\_). Reverses the phases on the load-side of two contactors.

## Notes

- ① For two contactors with AC or DC operated magnet system which are horizontally or vertically mounted. For Frames B–G, mechanical lifespan is  $2.5 \times 10^6$  operations and the distance between contactors is 0 mm. For Frames L–N, mechanical lifespan is  $5 \times 10^6$  operations and no auxiliary contact can be mounted between the mechanical interlock and the contactor—the distance between contactors is 15 mm.
- ② Orders must be placed in multiples of package quantity listed.
- ③ XTCEXMLG and XTCEXMLN consist of an interlock element and mounting plate.
- ④ Also includes interlocking bridge (XTCEXLB). The following control cables are integrated for electrical interlock: K1M: A1–K2M: 21; K1M: 21–K2M: A1; K1M: A2–K2M: A2.

1

#### Frame C—Maximum UL/CSA Ratings

Three-Phase hp Ratings				Max. Changeover Time (sec)	Component Description	Catalog Number ①
200V	230V	460V	575V			
7-1/2	7-1/2	15	20	<20	K1M main contactor	XTCE018C10_
					K5M delta contactor	XTCE018C01_
					K3M star contactor	XTCE018C01_
					Mechanical interlock	XTCEXMLC
					K1T timing relay	XTTR6A60S51B
					Overload relay	XTOB...CC1
					(3) auxiliary contacts	XTCEXFAC20
					Star-delta link kit	XTCEXSDLC
10	15	30	40	<20	K1M main contactor	XTCE025C10_
					K5M delta contactor	XTCE025C01_
					K3M star contactor	XTCE025C01_
					Mechanical interlock	XTCEXMLC
					K1T timing relay	XTTR6A60S51B
					Overload relay	XTOB...CC1
					(3) auxiliary contacts	XTCEXFAC20
					Star-delta link kit	XTCEXSDLC
15	20	40	50	<20	K1M main contactor	XTCE032C10_
					K5M delta contactor	XTCE032C01_
					K3M star contactor	XTCE032C01_
					Mechanical interlock	XTCEXMLC
					K1T timing relay	XTTR6A60S51B
					Overload relay	XTOB...CC1
					(3) auxiliary contacts	XTCEXFAC20
					Star-delta link kit	XTCEXSDLC

#### Frame C—Maximum IEC Ratings



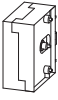
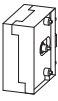
AC-3 I <sub>e</sub> (A)	Three-Phase Motors 50–60 Hz						Max. Changeover Time (sec)	Component Description	Catalog Number ①
	220/230V	380/400V	415V	500V	660/690V	1000V			
30	7.5	15	19	18.5	18.5	—	<20	K1M main contactor	XTCE018C10_
								K5M delta contactor	XTCE018C01_
								K3M star contactor	XTCE018C01_
								Mechanical interlock	XTCEXMLC
								K1T timing relay	XTTR6A60S51B
								Overload relay	XTOB...CC1
								(3) auxiliary contacts	XTCEXFAC20
								Star-delta link kit	XTCEXSDLC
45	11	22	30	30	22	—	<20	K1M main contactor	XTCE025C10_
								K5M delta contactor	XTCE025C01_
								K3M star contactor	XTCE025C01_
								Mechanical interlock	XTCEXMLC
								K1T timing relay	XTTR6A60S51B
								Overload relay	XTOB...CC1
								(3) auxiliary contacts	XTCEXFAC20
								Star-delta link kit	XTCEXSDLC
55	15	30	39	37	30	—	<20	K1M main contactor	XTCE032C10_
								K5M delta contactor	XTCE032C01_
								K3M star contactor	XTCE032C01_
								Mechanical interlock	XTCEXMLC
								K1T timing relay	XTTR6A60S51B
								Overload relay	XTOB...CC1
								(3) auxiliary contacts	XTCEXFAC20
								Star-delta link kit	XTCEXSDLC

**Note**



① Underscore (\_) indicates magnet coil suffix required. See Page V5-T1-62.

## Additional Accessories

Mechanical Interlock <sup>①</sup>


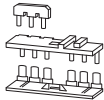
	For Use with...	Pkg. Qty. <sup>②</sup>	Catalog Number
	XTCE007B–XTCE015B, XTCF020B	5	<b>XTCEXMLB</b>
	XTCE018C–XTCE032C, XTCF032C–XTCF045C	1	<b>XTCEXMLC</b>
	XTCE040D–XTCE072D, XTCF063D–XTCF080D	1	<b>XTCEXMLD</b>
	XTCE080F–XTCE170G, XTCF125G–XTCF200G	1	<b>XTCEXMLG</b> <sup>③</sup>
	XTCE185H–XTCE570M	1	<b>XTCEXMLM</b>
	XTCE580N–XTCEC10N	1	<b>XTCEXMLN</b> <sup>③</sup>

## Reversing Link Kits

	For Use with...	Pkg. Qty. <sup>②</sup>	Catalog Number
	XTCE007B–XTCE015B	1	<b>XTCEXRLB</b> <sup>④</sup>
	XTCE018C–XTCE032C	1	<b>XTCEXRLC</b>
	XTCE040D–XTCE065D	1	<b>XTCEXRLD</b>
	XTCE080F–XTCE150G	1	<b>XTCEXRLG</b>



Main current wiring for reversing combinations. Includes paralleling bridge and reversing bridge. Does not include mechanical interlock, see table on this page.

## Star-Delta (Wye-Delta) Link Kits

	For Use with...	Pkg. Qty. <sup>②</sup>	Catalog Number
	XTCE007B–XTCE015B	1	<b>XTCEXSDLB</b> <sup>③</sup>
	XTCE018C–XTCE032C	1	<b>XTCEXSDLC</b>
	XTCE040D–XTCE072D	1	<b>XTCEXSDLD</b>
	XTCE080F–XTCE095F	1	<b>XTCEXSDLF</b>
	XTCE115G–XTCE150G	1	<b>XTCEXSDLG</b>



Main current wiring for star-delta (wye-delta) combinations. Includes paralleling bridge, reversing bridge and star-delta bridge. Does not include mechanical interlock, see table on this page.

## Paralleling Bridge

	For Use with...	Pkg. Qty. <sup>②</sup>	Catalog Number
	XTCE007B–XTCE015B	20	<b>XTCEXPBB</b>
	XTCE018C–XTCE032C	20	<b>XTCEXPBC</b>

Component part of reversing link kit (XTCEXRL\_). Parallels the phases on the line-side of two contactors.

## Reversing Bridge

	For Use with...	Pkg. Qty. <sup>②</sup>	Catalog Number
	XTCE007B–XTCE015B	20	<b>XTCEXRBB</b>
	XTCE018C–XTCE032C	20	<b>XTCEXRBC</b>
	XTCE040D–XTCE065D	10	<b>XTCEXRBD</b>

Component part of reversing link kit (XTCEXRL\_). Reverses the phases on the load-side of two contactors.

## Notes

- For two contactors with AC or DC operated magnet system which are horizontally or vertically mounted. For Frames B–G, mechanical lifespan is  $2.5 \times 10^6$  operations and the distance between contactors is 0 mm. For Frames L–N, mechanical lifespan is  $5 \times 10^6$  operations and no auxiliary contact can be mounted between the mechanical interlock and the contactor—the distance between contactors is 15 mm.
- Orders must be placed in multiples of package quantity listed.
- XTCEXMLG and XTCEXMLN consist of an interlock element and mounting plate.
- Also includes interlocking bridge (XTCEXLB). The following control cables are integrated for electrical interlock: K1M: A1–K2M: 21; K1M: 21–K2M: A1; K1M: A2–K2M: A2.