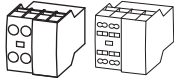








## Auxiliary Contacts

XTCEXF\_

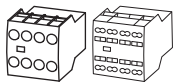


## Frames B–C, Front (Top) Mount—Two-Pole

Conventional Thermal Current,  
Open at 60°C  
 $I_{th} = I_e$ , AC-1 in Amps








	Contact Configuration	Circuit Symbol	Pkg. Qty. ①	Screw Terminal Catalog Number
16	2NO		5	XTCEXFAC20
16	1NO-1NC		5	XTCEXFAC11 ④
16	2NC		5	XTCEXFAC02
16	1NO <sub>E</sub> -1NC <sub>L</sub>		5	XTCEXFALC11 ②
16	1NO-1NC		5	XTCEXFDC11 ③
16	2NC		5	XTCEXFCC02 ③

XTCEXF\_



## Frames B–C, Front (Top) Mount—Four-Pole

Conventional Thermal Current,  
Open at 60°C  
 $I_{th} = I_e$ , AC-1 in Amps

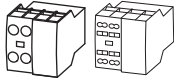
	Contact Configuration	Circuit Symbol	Pkg. Qty. ①	Screw Terminal Catalog Number
16	4NO		5	XTCEXFAC40 ④
16	3NO-1NC		5	XTCEXFAC31 ④
16	2NO-2NC		5	XTCEXFAC22 ④
16	1NO-3NC		5	XTCEXFAC13
16	4NC		5	XTCEXFAC04
16	1NO <sub>E</sub> -1NC <sub>L</sub>		5	XTCEXFCLC22 ②
16	2NO-2NC		5	XTCEXFCC22 ③

## Notes

- ① Orders must be placed in multiples of package quantity listed.
- ② 1 early-make contact (1NO<sub>E</sub>), 1 late-break contact (1NC<sub>L</sub>).
- ③ To avoid duplicate terminal numbers in contact sequence, these auxiliary contacts should only be used with contactors having a built-in 1NO contact (XTCE...B10\_, XTCE...C10\_).
- ④ Catalog number is shown with screw type terminal. For spring cage, add a "C" before the last 2 digits. For example, to order a spring cage version of the XTCEXFAC22, change the catalog number to XTCEXFACC22.

## Auxiliary Contacts

XTCEXF\_

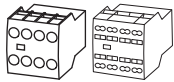


## Frames B–C, Front (Top) Mount—Two-Pole

Conventional Thermal Current,  
Open at 60°C  
 $I_{th} = I_e$ , AC-1 in Amps

	Contact Configuration	Circuit Symbol	Pkg. Qty. ①	Screw Terminal Catalog Number
16	2NO		5	XTCEXFAC20
16	1NO-1NC		5	XTCEXFAC11 ④
16	2NC		5	XTCEXFAC02
16	1NO <sub>E</sub> -1NC <sub>L</sub>		5	XTCEXFALC11 ②
16	1NO-1NC		5	XTCEXFDC11 ③
16	2NC		5	XTCEXFCC02 ③

XTCEXF\_



## Frames B–C, Front (Top) Mount—Four-Pole

Conventional Thermal Current,  
Open at 60°C  
 $I_{th} = I_e$ , AC-1 in Amps

	Contact Configuration	Circuit Symbol	Pkg. Qty. ①	Screw Terminal Catalog Number
16	4NO		5	XTCEXFAC40 ④
16	3NO-1NC		5	XTCEXFAC31 ④
16	2NO-2NC		5	XTCEXFAC22 ④
16	1NO-3NC		5	XTCEXFAC13
16	4NC		5	XTCEXFAC04
16	1NO <sub>E</sub> -1NC <sub>L</sub>		5	XTCEXFCLC22 ②
16	2NO-2NC		5	XTCEXFCC22 ③

## Notes

- ① Orders must be placed in multiples of package quantity listed.
- ② 1 early-make contact (1NO<sub>E</sub>), 1 late-break contact (1NC<sub>L</sub>).
- ③ To avoid duplicate terminal numbers in contact sequence, these auxiliary contacts should only be used with contactors having a built-in 1NO contact (XTCE...B10\_, XTCE...C10\_).
- ④ Catalog number is shown with screw type terminal. For spring cage, add a "C" before the last 2 digits. For example, to order a spring cage version of the XTCEXFAC22, change the catalog number to XTCEXFACC22.