

DESCRIPTION

The patented Lumark Crosstour™ MAXX LED Wall Pack Series of luminaires provides low-profile architectural style with super bright, energy-efficient LEDs. The rugged die-cast aluminum construction, back box with secure lock hinges, stainless steel hardware along with a sealed and gasketed optical compartment make Crosstour impervious to contaminants. The Crosstour MAXX wall luminaire is ideal for wall/surface, inverted mount for facade/canopy illumination, perimeter and site lighting. Typical applications include pedestrian walkways, building entrances, multi-use facilities, industrial facilities, perimeter parking areas, storage facilities, institutions, schools and loading docks.

SPECIFICATION FEATURES

Construction

Low-profile LED design with rugged one-piece, die-cast aluminum back box and hinged removable door. Matching housing styles incorporate both a full cutoff and refractive lens design. Full cutoff and refractive lens models are available in 41W and 79W. Patent pending secure lock hinge feature allows for safe and easy tool-less electrical connections with the supplied push-in connectors. Back box includes four 1/2" NPT threaded conduit entry points. The back box is secured by four lag bolts (supplied by others). External fin design extracts heat from the fixture surface. One-piece silicone gasket seals door and back box. Not recommended for car wash applications.

Optical

Silicone sealed optical LED chamber incorporates a custom engineered reflector providing high-efficiency illumination. Full cutoff models integrate an impact-resistant molded refractive prism optical lens assembly meeting requirements for Dark Sky compliance. Refractive lens models incorporate a molded lens assembly designed for maximum

forward throw. Solid state LED Crosstour luminaires are thermally optimized with two lumen packages in cool 5000K or neutral warm 3500K LED color temperature (CCT).

Electrical

LED driver is mounted to the die-cast aluminum housing for optimal heat sinking. LED thermal management system incorporates both conduction and natural convection to transfer heat rapidly away from the LED source. 41W and 79W models operate in -40°C to 40°C [-40°F to 104°F]. High ambient 50°C [122°F] models available. Crosstour MAXX luminaires maintain greater than 90% of initial light output after 72,000 hours of operation. Four half-inch NPT threaded conduit entry points allow for thru-branch wiring. Back box is an authorized electrical wiring compartment. Integral LED electronic driver incorporates surge protection. 120-277V 50/60Hz, 480V 60Hz, or 347V 60Hz electrical operation. 480V is compatible for use with 480V Wye systems only.

Emergency Egress

Optional integral cold weather

Catalog #		Type
Project		
Comments		Date
Prepared by		

battery emergency egress includes emergency operation test switch, an AC-ON indicator light and a premium extended rated sealed maintenance-free nickel-metal hydride battery pack. The separate emergency lighting LEDs are wired to provide redundant emergency lighting. Listed to UL Standard 924, Emergency Lighting.

Area and Site Pole Mounting

Optional extruded aluminum 6-1/2" arm features internal bolt guides for supplied twin support rods, allowing for easy positioning of the fixture during installation to pole. Supplied with round plate adapter plate. Optional tenon adapter fits 2-3/8" or 3-1/2" O.D. Tenon.

Finish

Crosstour MAXX is protected with a super TGIC carbon bronze or summit white polyester powder coat paint. Super TGIC powder coat paint finishes withstand extreme climate conditions while providing optimal color and gloss retention of the installed life.

Warranty

Five-year warranty.



XTOR CROSSTOUR MAXX LED

APPLICATIONS:
WALL / SURFACE
INVERTED
SITE LIGHTING



CERTIFICATION DATA

UL/cUL Wet Location Listed
LM79 / LM80 Compliant
ROHS Compliant
NOM Compliant Models
3G Vibration Tested
UL924 Listed (CBP Models)
IP66 Rated
DesignLights Consortium™ Qualified*

TECHNICAL DATA

40°C Ambient Temperature
External Supply Wiring 90°C Minimum

EPA

Effective Projected Area (Sq. Ft.):
XTOR5A/XTOR9A=0.54
With Pole Mount Arm=0.98

SHIPPING DATA:

Approximate Net Weight:
12-15 lbs. [5.4-6.8 kgs.]

DIMENSIONS

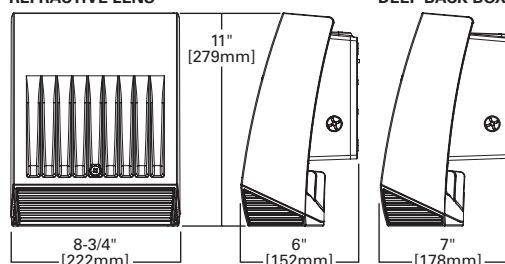
FULL CUTOFF



DEEP BACK BOX



REFRACTIVE LENS



DEEP BACK BOX



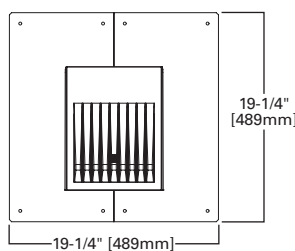
OPTIONAL POLE MOUNT ARM



ARM DRILLING



ESCUTCHEON PLATES



POWER AND LUMENS BY FIXTURE MODEL

LED Information	XTOR5A	XTOR5ARL	XTOR5A-N	XTOR5ARL-N
Delivered Lumens	4,409	4,831	4,136	3,744
B.U.G. Rating	B1-U0-G1	B1-U0-G2	B1-U0-G1	B1-U0-G2
CCT (Kelvin)	5000K	5000K	3500K	3500K
CRI (Color Rendering Index)	65	65	70	70
Power Consumption (Watts)	41W	41W	43W	42W

LED Information	XTOR9A	XTOR9ARL	XTOR9A-N	XTOR9ARL-N
Delivered Lumens	7,079	7,367	6,468	6,036
B.U.G. Rating	B1-U0-G1	B1-U0-G2	B1-U0-G1	B1-U0-G2
CCT (Kelvin)	5000K	5000K	3500K	3500K
CRI (Color Rendering Index)	65	65	70	70
Power Consumption (Watts)	79W	82W	79W	81W

EGRESS Information	XTOR5A and XTOR9A Full Cutoff CBP Egress LED	XTOR5A and XTOR9A Refractive Lens CBP Egress LED
Delivered Lumens	509	468
B.U.G. Rating	N.A.	N.A.
CCT (Kelvin)	4000K	4000K
CRI (Color Rendering Index)	65	65
Power Consumption (Watts)	1.8W	1.8W

CURRENT DRAW

Voltage	Model Series			
	XTOR5A	XTOR9A	XTOR5A-CBP (Fixture/Battery)	XTOR9A-CBP (Fixture/Battery)
120V	0.35	0.67	0.60/0.25	0.92/0.25
208V	0.20	0.39	--	--
240V	0.18	0.34	--	--
277V	0.15	0.29	0.36/0.21	0.50/0.21
347V	0.14	0.26	--	--
480V	0.10	0.19	--	--

LUMEN MAINTENANCE

Ambient Temperature	TM-21 Lumen Maintenance (72,000 Hours)	Theoretical L70 (Hours)
XTOR5A Model		
25°C	> 92%	> 290,000
40°C	> 91%	> 290,000
50°C	> 89%	> 250,000
XTOR9A Model		
25°C	> 91%	> 260,000
40°C	> 90%	> 230,000
50°C	> 82%	> 130,000

ORDERING INFORMATION

Sample Number: XTOR5A-N-WT-PC1

Series ¹	LED Kelvin Color	Housing Color	Options (Add as Suffix)
Full Cutoff XTOR5A=41W XTOR9A=79W Refractive Lens XTOR5ARL=41W XTOR9ARL=79W	[Blank]=Bright White (Standard) 5000K N=Neutral Warm White, 3500K	[Blank]=Carbon Bronze (Standard) WT=Summit White	347V=347V ^{2, 3, 5, 6} 480V=480V ^{2, 3, 5, 6, 7} PC1=Photocontrol 120V ⁸ PC2=Photocontrol 208-277V ^{8, 9} DIM=0-10V Dimming Driver ² PMA=Pole Mount Arm (C Drilling) with Round Adapter ^{3, 4} HA=50°C High Ambient ⁶ MS-L20=Motion Sensor for ON/OFF Operation ^{2, 3, 10, 11} MS/DIM-L20=Motion Sensor for Dimming Operation ^{2, 3, 10, 11, 12, 13} CBP=Cold Weather Battery Pack ^{2, 3, 11, 14}
Accessories (Order Separately)			
WG-XTORMX=Crosstour MAXX Wire Guard PB120V=Field Installed 120V Photocontrol PB277V BUTTON PC=Field Installed 208-277V Photocontrol ⁹ VA1040-XX=Single Tenon Adapter for 3-1/2" O.D. Tenon ¹⁵ VA1041-XX=2 @ 180° Tenon Adapter for 3-1/2" O.D. Tenon ¹⁵ VA1042-XX=3 @ 120° Tenon Adapter for 3-1/2" O.D. Tenon ¹⁵ VA1043-XX=4 @ 90° Tenon Adapter for 3-1/2" O.D. Tenon ¹⁵ VA1044-XX=2 @ 90° Tenon Adapter for 3-1/2" O.D. Tenon ¹⁵ VA1045-XX=3 @ 90° Tenon Adapter for 3-1/2" O.D. Tenon ¹⁵	VA1046-XX=2 @ 120° Tenon Adapter for 3-1/2" O.D. Tenon ¹⁵ VA1033-XX=Single Tenon Adapter for 2-3/8" O.D. Tenon ¹⁵ VA1034-XX=2 @ 180° Tenon Adapter for 2-3/8" O.D. Tenon ¹⁵ VA1035-XX=3 @ 120° Tenon Adapter for 2-3/8" O.D. Tenon ¹⁵ VA1036-XX=4 @ 90° Tenon Adapter for 2-3/8" O.D. Tenon ¹⁵ VA1037-XX=2 @ 90° Tenon Adapter for 2-3/8" O.D. Tenon ¹⁵ VA1038-XX=3 @ 90° Tenon Adapter for 2-3/8" O.D. Tenon ¹⁵ VA1039-XX=2 @ 120° Tenon Adapter for 2-3/8" O.D. Tenon ¹⁵ EWP/XTORMX=Escutcheon Wall Plate, Carbon Bronze EWP/XTORMX-WT=Escutcheon Wall Plate, Summit White		

NOTES: 1 DesignLights Consortium™ Qualified. Refer to www.designlights.org Qualified Products List under Family Models for details. 2 Not available with HA option. 3 Deep back box is standard for 347V, 480V, CBP, PMA, MS-L20 and MS/DIM-L20. 4 Customer is responsible for engineering analysis to confirm pole and fixture compatibility for all applications. Refer to our white paper WP513001EN for additional support information. 5 Not available with CBP option. 6 Thru-branch wiring not available with HA option or with 347V. 7 Only for use with 480V Wye systems. Per NEC, not for use with ungrounded systems, impedance grounded systems or corner grounded systems (commonly known as Three Phase Three Wire Delta, Three Phase High Leg Delta and Three Phase Corner Grounded Delta systems). 8 Not available with MS-L20 and MS/DIM-L20 options. 9 Use PC2 with 347V or 480V option for photocontrol. Factory wired to 208-277V lead. 10 For use in downlight orientation only. Optimal coverage at mounting heights of 9'-20'. 11 120V or 277V only. 12 Factory set to 50% power reduction after 15-minutes of inactivity. Dimming driver included. 13 Includes integral photo sensor. 14 Operating temperatures -20°C to 25°C. 15 Replace XX with CB for carbon bronze or WT for summit white.

STOCK ORDERING INFORMATION

41W Series	79W Series
Full Cutoff	
XTOR5A=41W, 5000K, Carbon Bronze	XTOR9A=79W, 5000K, Carbon Bronze
XTOR5A-PC1=41W, 5000K, 120V PC, Carbon Bronze	XTOR9A-PC1=79W, 5000K, 120V PC, Carbon Bronze
XTOR5A-WT= 41W, 5000K, Summit White	XTOR9A-WT=79W, 5000K, Summit White
XTOR5A-N=41W, 3500K, Carbon Bronze	XTOR9A-PC2=79W, 5000K, 208-277V PC, Carbon Bronze
	XTOR9A-480V=79W, 5000K, 480V, Carbon Bronze
	XTOR9A-PMA=79W, 5000K, Pole Mount Arm, Carbon Bronze
Refractive Lens	
XTOR5ARL=41W, 5000K, Refractive Lens, Carbon Bronze	XTOR9ARL=79W, 5000K, Refractive Lens, Carbon Bronze
XTOR5ARL-PC1=41W, 5000K, Refractive Lens, 120V PC, Carbon Bronze	XTOR9ARL-PC1=79W, 5000K, Refractive Lens, 120V PC, Carbon Bronze
XTOR5ARL-WT=41W, 5000K, Refractive Lens, Summit White	XTOR9ARL-WT=79W, 5000K, Refractive Lens, Summit White
XTOR5ARL-N=41W, 3500K, Refractive Lens, Carbon Bronze	XTOR9ARL-PC2=79W, 5000K, Refractive Lens, 208-277V PC, Carbon Bronze
	XTOR9ARL-480V=79W, 5000K, Refractive Lens, 480V, Carbon Bronze
	XTOR9ARL-PMA=79W, 5000K, Refractive Lens, Pole Mount Arm, Carbon Bronze

5-DAY QUICK SHIP ORDERING INFORMATION

41W Series	79W Series
Full Cutoff	
XTOR5A-CBP=41W, 5000K, Carbon Bronze, Cold Weather Battery Pack	XTOR9A-CBP=79W, 5000K, Carbon Bronze, Cold Weather Battery Pack
XTOR5A-480V=41W, 5000K, Carbon Bronze, 480V	XTOR9A-N=79W, 3500K, Carbon Bronze
XTOR5A-PC2=41W, 5000K, Carbon Bronze, 208-277V PC	
Refractive Lens	
XTOR5ARL-PC2=41W, Refractive Lens, 5000K, Carbon Bronze, 208-277V PC	XTOR9ARL-CBP=79W, Refractive Lens, 5000K, Carbon Bronze, Cold Weather Battery Pack
XTOR5ARL-CBP=41W, Refractive Lens, 5000K, Carbon Bronze, Cold Weather Battery Pack	XTOR9ARL-N=79W, Refractive Lens, 3500K, Carbon Bronze
XTOR5ARL-480V=41W, Refractive Lens, 5000K, Carbon Bronze, 480V	

DESCRIPTION

The patented Lumark Crosstour™ MAXX LED Wall Pack Series of luminaires provides low-profile architectural style with super bright, energy-efficient LEDs. The rugged die-cast aluminum construction, back box with secure lock hinges, stainless steel hardware along with a sealed and gasketed optical compartment make Crosstour impervious to contaminants. The Crosstour MAXX wall luminaire is ideal for wall/surface, inverted mount for facade/canopy illumination, perimeter and site lighting. Typical applications include pedestrian walkways, building entrances, multi-use facilities, industrial facilities, perimeter parking areas, storage facilities, institutions, schools and loading docks.

SPECIFICATION FEATURES

Construction

Low-profile LED design with rugged one-piece, die-cast aluminum back box and hinged removable door. Matching housing styles incorporate both a full cutoff and refractive lens design. Full cutoff and refractive lens models are available in 41W and 79W. Patent pending secure lock hinge feature allows for safe and easy tool-less electrical connections with the supplied push-in connectors. Back box includes four 1/2" NPT threaded conduit entry points. The back box is secured by four lag bolts (supplied by others). External fin design extracts heat from the fixture surface. One-piece silicone gasket seals door and back box. Not recommended for car wash applications.

Optical

Silicone sealed optical LED chamber incorporates a custom engineered reflector providing high-efficiency illumination. Full cutoff models integrate an impact-resistant molded refractive prism optical lens assembly meeting requirements for Dark Sky compliance. Refractive lens models incorporate a molded lens assembly designed for maximum

forward throw. Solid state LED Crosstour luminaires are thermally optimized with two lumen packages in cool 5000K or neutral warm 3500K LED color temperature (CCT).

Electrical

LED driver is mounted to the die-cast aluminum housing for optimal heat sinking. LED thermal management system incorporates both conduction and natural convection to transfer heat rapidly away from the LED source. 41W and 79W models operate in -40°C to 40°C [-40°F to 104°F]. High ambient 50°C [122°F] models available. Crosstour MAXX luminaires maintain greater than 90% of initial light output after 72,000 hours of operation. Four half-inch NPT threaded conduit entry points allow for thru-branch wiring. Back box is an authorized electrical wiring compartment. Integral LED electronic driver incorporates surge protection. 120-277V 50/60Hz, 480V 60Hz, or 347V 60Hz electrical operation. 480V is compatible for use with 480V Wye systems only.

Emergency Egress

Optional integral cold weather

Catalog #		Type
Project		
Comments		Date
Prepared by		

battery emergency egress includes emergency operation test switch, an AC-ON indicator light and a premium extended rated sealed maintenance-free nickel-metal hydride battery pack. The separate emergency lighting LEDs are wired to provide redundant emergency lighting. Listed to UL Standard 924, Emergency Lighting.

Area and Site Pole Mounting

Optional extruded aluminum 6-1/2" arm features internal bolt guides for supplied twin support rods, allowing for easy positioning of the fixture during installation to pole. Supplied with round plate adapter plate. Optional tenon adapter fits 2-3/8" or 3-1/2" O.D. Tenon.

Finish

Crosstour MAXX is protected with a super TGIC carbon bronze or summit white polyester powder coat paint. Super TGIC powder coat paint finishes withstand extreme climate conditions while providing optimal color and gloss retention of the installed life.

Warranty

Five-year warranty.



XTOR CROSSTOUR MAXX LED

APPLICATIONS:
WALL / SURFACE
INVERTED
SITE LIGHTING



CERTIFICATION DATA

UL/cUL Wet Location Listed
LM79 / LM80 Compliant
ROHS Compliant
NOM Compliant Models
3G Vibration Tested
UL924 Listed (CBP Models)
IP66 Rated
DesignLights Consortium™ Qualified*

TECHNICAL DATA

40°C Ambient Temperature
External Supply Wiring 90°C Minimum

EPA

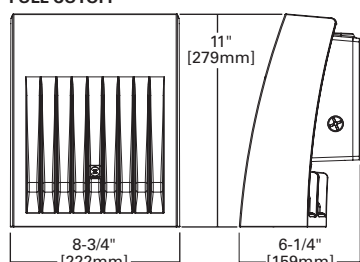
Effective Projected Area (Sq. Ft.):
XTOR5A/XTOR9A=0.54
With Pole Mount Arm=0.98

SHIPPING DATA:

Approximate Net Weight:
12-15 lbs. [5.4-6.8 kgs.]

DIMENSIONS

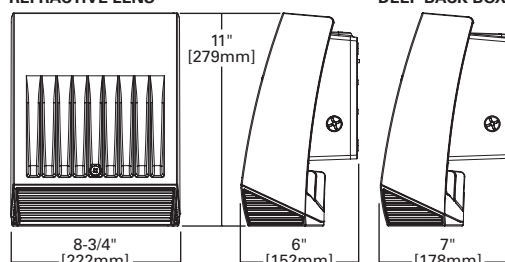
FULL CUTOFF



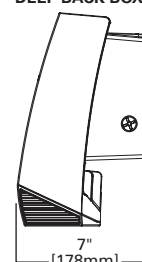
DEEP BACK BOX



REFRACTIVE LENS



DEEP BACK BOX



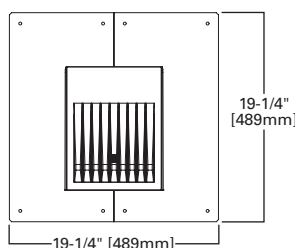
OPTIONAL POLE MOUNT ARM



ARM DRILLING



ESCUTCHEON PLATES



POWER AND LUMENS BY FIXTURE MODEL

LED Information	XTOR5A	XTOR5ARL	XTOR5A-N	XTOR5ARL-N
Delivered Lumens	4,409	4,831	4,136	3,744
B.U.G. Rating	B1-U0-G1	B1-U0-G2	B1-U0-G1	B1-U0-G2
CCT (Kelvin)	5000K	5000K	3500K	3500K
CRI (Color Rendering Index)	65	65	70	70
Power Consumption (Watts)	41W	41W	43W	42W

LED Information	XTOR9A	XTOR9ARL	XTOR9A-N	XTOR9ARL-N
Delivered Lumens	7,079	7,367	6,468	6,036
B.U.G. Rating	B1-U0-G1	B1-U0-G2	B1-U0-G1	B1-U0-G2
CCT (Kelvin)	5000K	5000K	3500K	3500K
CRI (Color Rendering Index)	65	65	70	70
Power Consumption (Watts)	79W	82W	79W	81W

EGRESS Information	XTOR5A and XTOR9A Full Cutoff CBP Egress LED	XTOR5A and XTOR9A Refractive Lens CBP Egress LED
Delivered Lumens	509	468
B.U.G. Rating	N.A.	N.A.
CCT (Kelvin)	4000K	4000K
CRI (Color Rendering Index)	65	65
Power Consumption (Watts)	1.8W	1.8W

CURRENT DRAW

Voltage	Model Series			
	XTOR5A	XTOR9A	XTOR5A-CBP (Fixture/Battery)	XTOR9A-CBP (Fixture/Battery)
120V	0.35	0.67	0.60/0.25	0.92/0.25
208V	0.20	0.39	--	--
240V	0.18	0.34	--	--
277V	0.15	0.29	0.36/0.21	0.50/0.21
347V	0.14	0.26	--	--
480V	0.10	0.19	--	--

LUMEN MAINTENANCE

Ambient Temperature	TM-21 Lumen Maintenance (72,000 Hours)	Theoretical L70 (Hours)
XTOR5A Model		
25°C	> 92%	> 290,000
40°C	> 91%	> 290,000
50°C	> 89%	> 250,000
XTOR9A Model		
25°C	> 91%	> 260,000
40°C	> 90%	> 230,000
50°C	> 82%	> 130,000

ORDERING INFORMATION

Sample Number: XTOR5A-N-WT-PC1

Series ¹	LED Kelvin Color	Housing Color	Options (Add as Suffix)
Full Cutoff XTOR5A=41W XTOR9A=79W Refractive Lens XTOR5ARL=41W XTOR9ARL=79W	[Blank]=Bright White (Standard) 5000K N=Neutral Warm White, 3500K	[Blank]=Carbon Bronze (Standard) WT=Summit White	347V=347V ^{2,3,5,6} 480V=480V ^{2,3,5,6,7} PC1=Photocontrol 120V ⁸ PC2=Photocontrol 208-277V ^{8,9} DIM=0-10V Dimming Driver ² PMA=Pole Mount Arm (C Drilling) with Round Adapter ^{3,4} HA=50°C High Ambient ⁶ MS-L20=Motion Sensor for ON/OFF Operation ^{2,3,10,11} MS/DIM-L20=Motion Sensor for Dimming Operation ^{2,3,10,11,12,13} CBP=Cold Weather Battery Pack ^{2,3,11,14}
Accessories (Order Separately)			
WG-XTORMX=Crosstour MAXX Wire Guard PB120V=Field Installed 120V Photocontrol PB277V BUTTON PC=Field Installed 208-277V Photocontrol ⁹ VA1040-XX=Single Tenon Adapter for 3-1/2" O.D. Tenon ¹⁵ VA1041-XX=2 @ 180° Tenon Adapter for 3-1/2" O.D. Tenon ¹⁵ VA1042-XX=3 @ 120° Tenon Adapter for 3-1/2" O.D. Tenon ¹⁵ VA1043-XX=4 @ 90° Tenon Adapter for 3-1/2" O.D. Tenon ¹⁵ VA1044-XX=2 @ 90° Tenon Adapter for 3-1/2" O.D. Tenon ¹⁵ VA1045-XX=3 @ 90° Tenon Adapter for 3-1/2" O.D. Tenon ¹⁵	VA1046-XX=2 @ 120° Tenon Adapter for 3-1/2" O.D. Tenon ¹⁵ VA1033-XX=Single Tenon Adapter for 2-3/8" O.D. Tenon ¹⁵ VA1034-XX=2 @ 180° Tenon Adapter for 2-3/8" O.D. Tenon ¹⁵ VA1035-XX=3 @ 120° Tenon Adapter for 2-3/8" O.D. Tenon ¹⁵ VA1036-XX=4 @ 90° Tenon Adapter for 2-3/8" O.D. Tenon ¹⁵ VA1037-XX=2 @ 90° Tenon Adapter for 2-3/8" O.D. Tenon ¹⁵ VA1038-XX=3 @ 90° Tenon Adapter for 2-3/8" O.D. Tenon ¹⁵ VA1039-XX=2 @ 120° Tenon Adapter for 2-3/8" O.D. Tenon ¹⁵ EWP/XTORMX=Escutcheon Wall Plate, Carbon Bronze EWP/XTORMX-WT=Escutcheon Wall Plate, Summit White		

NOTES: 1 DesignLights Consortium™ Qualified. Refer to www.designlights.org Qualified Products List under Family Models for details. 2 Not available with HA option. 3 Deep back box is standard for 347V, 480V, CBP, PMA, MS-L20 and MS/DIM-L20. 4 Customer is responsible for engineering analysis to confirm pole and fixture compatibility for all applications. Refer to our white paper WP513001EN for additional support information. 5 Not available with CBP option. 6 Thru-branch wiring not available with HA option or with 347V. 7 Only for use with 480V Wye systems. Per NEC, not for use with ungrounded systems, impedance grounded systems or corner grounded systems (commonly known as Three Phase Three Wire Delta, Three Phase High Leg Delta and Three Phase Corner Grounded Delta systems). 8 Not available with MS-L20 and MS/DIM-L20 options. 9 Use PC2 with 347V or 480V option for photocontrol. Factory wired to 208-277V lead. 10 For use in downlight orientation only. Optimal coverage at mounting heights of 9'-20'. 11 120V or 277V only. 12 Factory set to 50% power reduction after 15-minutes of inactivity. Dimming driver included. 13 Includes integral photo sensor. 14 Operating temperatures -20°C to 25°C. 15 Replace XX with CB for carbon bronze or WT for summit white.

STOCK ORDERING INFORMATION

41W Series	79W Series
Full Cutoff	
XTOR5A=41W, 5000K, Carbon Bronze	XTOR9A=79W, 5000K, Carbon Bronze
XTOR5A-PC1=41W, 5000K, 120V PC, Carbon Bronze	XTOR9A-PC1=79W, 5000K, 120V PC, Carbon Bronze
XTOR5A-WT= 41W, 5000K, Summit White	XTOR9A-WT=79W, 5000K, Summit White
XTOR5A-N=41W, 3500K, Carbon Bronze	XTOR9A-PC2=79W, 5000K, 208-277V PC, Carbon Bronze
	XTOR9A-480V=79W, 5000K, 480V, Carbon Bronze
	XTOR9A-PMA=79W, 5000K, Pole Mount Arm, Carbon Bronze
Refractive Lens	
XTOR5ARL=41W, 5000K, Refractive Lens, Carbon Bronze	XTOR9ARL=79W, 5000K, Refractive Lens, Carbon Bronze
XTOR5ARL-PC1=41W, 5000K, Refractive Lens, 120V PC, Carbon Bronze	XTOR9ARL-PC1=79W, 5000K, Refractive Lens, 120V PC, Carbon Bronze
XTOR5ARL-WT=41W, 5000K, Refractive Lens, Summit White	XTOR9ARL-WT=79W, 5000K, Refractive Lens, Summit White
XTOR5ARL-N=41W, 3500K, Refractive Lens, Carbon Bronze	XTOR9ARL-PC2=79W, 5000K, Refractive Lens, 208-277V PC, Carbon Bronze
	XTOR9ARL-480V=79W, 5000K, Refractive Lens, 480V, Carbon Bronze
	XTOR9ARL-PMA=79W, 5000K, Refractive Lens, Pole Mount Arm, Carbon Bronze

5-DAY QUICK SHIP ORDERING INFORMATION

41W Series	79W Series
Full Cutoff	
XTOR5A-CBP=41W, 5000K, Carbon Bronze, Cold Weather Battery Pack	XTOR9A-CBP=79W, 5000K, Carbon Bronze, Cold Weather Battery Pack
XTOR5A-480V=41W, 5000K, Carbon Bronze, 480V	XTOR9A-N=79W, 3500K, Carbon Bronze
XTOR5A-PC2=41W, 5000K, Carbon Bronze, 208-277V PC	
Refractive Lens	
XTOR5ARL-PC2=41W, Refractive Lens, 5000K, Carbon Bronze, 208-277V PC	XTOR9ARL-CBP=79W, Refractive Lens, 5000K, Carbon Bronze, Cold Weather Battery Pack
XTOR5ARL-CBP=41W, Refractive Lens, 5000K, Carbon Bronze, Cold Weather Battery Pack	XTOR9ARL-N=79W, Refractive Lens, 3500K, Carbon Bronze
XTOR5ARL-480V=41W, Refractive Lens, 5000K, Carbon Bronze, 480V	