ELLIOTT ELECTRIC SUPPLY

We Deliver...Lower Cost, Quality Products, & Personal Service

2310 N. Stallings Dr.
Nacogdoches, TX 75964-0
Phone: 9365697941
Fax: 9365604685



XT0R2B 18W LED WALLPACK 50K BRZ

COOPER LIGHTING SOLUTIONS

Catalog Number	XT0R2B
Manufacturer	COOPER LIGHTING SOLUTIONS
Description	LED Wallpack, Die-Cast Aluminum, 5-3/4 in Length, 3-5/8 in Width, 6-3/4 in Height, Polyester Powder Coat, 72000 h Average Life, 5 yr Warranty, 3.7 to 5.25 lb
Weight per unit	3.7 (lbs/each)
Product Category	Led Wallpacks

Features

Ballast Type	N/A
Lamp Included	Yes
Lamp Type	LED
Material	Aluminum Die-Cast
Number Of Lamps	1
Socket Type	N/A
Voltage Rating	120-277V
Wattage	18
Amperage Rating	.07

Material, Color, and Finish

Finish	Carbon Bronze
Style	(blank)

Descriptions

Description	18W LED WLPK 50K BRZ
Long Description	Crosstour, LED, 18W, Small Housing, Full Cutoff, 5000K, 120-277V, Carbon Bronze
Product Type	CBN BZ, 18W, 5000K, 120-277V
Special Features	Die-cast aluminum, low-profile design with hinged removable door
Extra Long Description	ECL XTOR2B CBN BZ, 18W, 5000K, 120-

Manufacturer Information

Brand	Cooper Lighting Solutions LUMARK
GTIN	00080083778225
Manufacturers Part Number	XTOR2B
UPC	783363

Taxonomies, Classifications, and Categories

Category Description	LED FLOODLIGHTS, WALLPACKS, BOLLARDS & LANDSCAPE LIGHTING
Type	WALL MOUNT

2310 N. Stallings Dr.
Nacogdoches, TX 75964-0
Phone: 9365697941
Fax: 9365604685

Packaging

Carton	1
Package	6
Weight Per Each	3.7 (lbs/each)

Uses, Certifications, and Standards

Application	lighting
Mounting	WALL MOUNT
Standard	DLC Qualified;UL/cUL Listed - Wet Location

Lumark

DESCRIPTION

The patented Lumark Crosstour™ LED Wall Pack Series of luminaries provides an architectural style with super bright, energy efficient LEDs. The low-profile, rugged die-cast aluminum construction, universal back box, stainless steel hardware along with a sealed and gasketed optical compartment make the Crosstour impervious to contaminants. The Crosstour wall luminaire is ideal for wall/surface, inverted mount for façade/canopy illumination, post/bollard, site lighting, floodlight and low level pathway illumination including stairs. Typical applications include building entrances, multi-use facilities, apartment buildings, institutions, schools, stairways and loading docks test.

Catalog #		**Type**
Project		
Comments		**Date**
Prepared by		

SPECIFICATION FEATURES

Construction
Slim, low-profile LED design with rugged one-piece, die-cast aluminum hinged removable door and back box. Matching housing styles incorporate both a small and medium design. The small housing is available in 12W, 18W and 26W. The medium housing is available in the 38W model. Patented secure lock hinge feature allows for safe and easy tool-less electrical connections with the supplied push-in connectors. Back box includes three half-inch, NPT threaded conduit entry points. The universal back box supports both the small and medium forms and mounts to standard 3-1/2" to 4" round and octagonal, 4" square, single gang and masonry junction boxes. Key hole gasket allows for adaptation to junction box or wall. External fin design extracts heat from the fixture surface. One-piece silicone gasket seals door and back box. Minimum 5" wide pole for site lighting application. Not recommended for car wash applications.

Optical
Silicone sealed optical LED chamber incorporates a custom engineered mirrored anodized reflector providing high-efficiency illumination. Optical assembly includes impact-resistant tempered glass and meets IESNA requirements for full cutoff compliance. Available in seven lumen packages; 5000K, 4000K and 3000K CCT.

Electrical
LED driver is mounted to the die-cast housing for optimal heat sinking. LED thermal management system incorporates both conduction and natural convection to transfer heat rapidly away from the LED source. 12W, 18W, 26W and 38W series operate in -40°C to 40°C [-40°F to 104°F]. High ambient 50°C models available. Crosstour luminaires maintain greater than 89% of initial light output after 72,000 hours of operation. Three half-inch NPT threaded conduit entry points allow for thru-branch wiring. Back box is an authorized electrical wiring compartment. Integral LED electronic driver incorporates surge protection. 120-277V 50/60Hz or 347V 60Hz models.

Finish
Crosstour is protected with a Super durable TGIC carbon bronze or summit white polyester powder coat paint. Super durable TGIC powder coat paint finishes withstand extreme climate conditions while providing optimal color and gloss retention of the installed life. Options to meet Buy American and other domestic preference requirements.

Warranty
Five-year warranty.



XTOR
CROSSTOUR LED

APPLICATIONS:
WALL / SURFACE
POST / BOLLARD
LOW LEVEL
FLOODLIGHT
INVERTED
SITE LIGHTING

DIMENSIONS

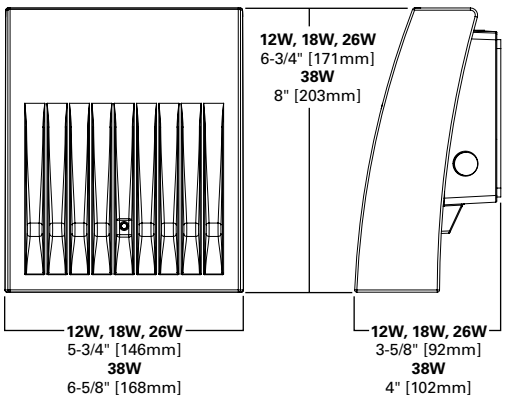

ESCUTCHEON PLATES

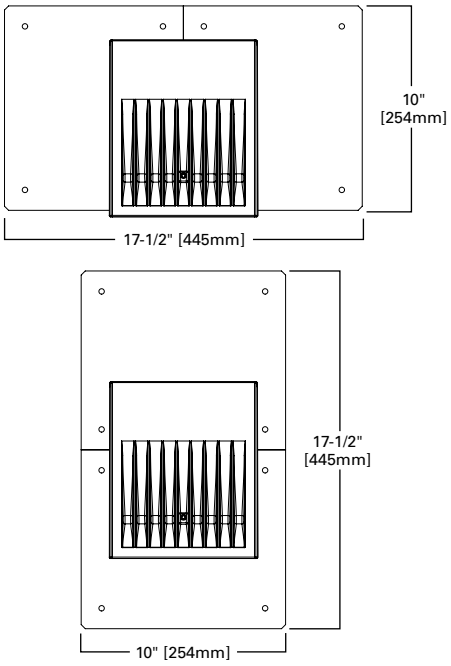

CERTIFICATION DATA

Dark Sky Approved (Fixed mount, Full cutoff, and 3000K CCT only)
UL/cUL Wet Location Listed
LM79 / LM80 Compliant
ROHS Compliant
ADA Compliant
NOM Compliant Models
IP66 Ingressed Protection Rated
Title 24 Compliant
DesignLights Consortium® Qualified*

TECHNICAL DATA

40°C Maximum Ambient Temperature
External Supply Wiring 90°C Minimum

EPA

Effective Projected Area (Sq. Ft.):
XTOR1B, XT0R2B, XT0R3B=0.34
XTOR4B=0.45

SHIPPING DATA:

Approximate Net Weight:
3.7 – 5.25 lbs. [1.7 – 2.4 kgs.]

*www.designlights.org

POWER AND LUMENS BY FIXTURE MODEL

LED Information	XTOR1B	XTOR1B-W	XTOR1B-Y	XTOR2B	XTOR2B-W	XTOR2B-Y	XTOR3B	XTOR3B-W	XTOR3B-Y	XTOR4B	XTOR4B-W	XTOR4B-Y
Delivered Lumens (Wall Mount)	1,418	1,396	1,327	2,135	2,103	1,997	2,751	2,710	2,575	4,269	4,205	3,995
Delivered Lumens (With Flood Accessory Kit) [1]	1,005	990	940	1,495	1,472	1,399	2,099	2,068	1,965	3,168	3,121	2,965
B.U.G. Rating [2]	B1-U0-G0	B1-U0-G0	B1-U0-G0	B1-U0-G0	B1-U0-G0	B1-U0-G0	B1-U0-G0	B1-U0-G0	B1-U0-G0	B2-U0-G0	B2-U0-G0	B2-U0-G0
CCT (Kelvin)	5,000	4,000	3,000	5,000	4,000	3,000	5,000	4,000	3,000	5,000	4,000	3,000
CRI (Color Rendering Index)	70	70	70	70	70	70	70	70	70	70	70	70
Power Consumption (Watts)	12W	12W	12W	18W	18W	18W	26W	26W	26W	38W	38W	38W

NOTES: 1 Includes shield and visor. **2** B.U.G. Rating does not apply to floodlighting.

LUMEN MAINTENANCE

Ambient Temperature	TM-21 Lumen Maintenance (72,000 Hours)	Theoretical L70 (Hours)
XTOR1B Model		
25°C	> 90%	255,000
40°C	> 89%	234,000
50°C	> 88%	215,000
XTOR2B Model		
25°C	> 89%	240,000
40°C	> 88%	212,000
50°C	> 87%	196,000
XTOR3B Model		
25°C	> 89%	240,000
40°C	> 88%	212,000
50°C	> 87%	196,000
XTOR4B Model		
25°C	> 89%	222,000
40°C	> 87%	198,000
50°C	> 87%	184,000

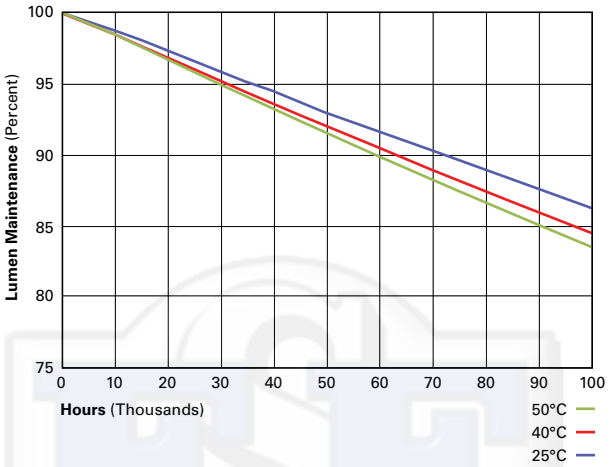

CURRENT DRAW

Voltage	Model Series			
	XTOR1B	XTOR2B	XTOR3B	XTOR4B
120V	0.103A	0.15A	0.22A	0.34A
208V	0.060A	0.09A	0.13A	0.17A
240V	0.053A	0.08A	0.11A	0.17A
277V	0.048A	0.07A	0.10A	0.15A
347V	0.039A	0.06A	0.082A	0.12A

ORDERING INFORMATION

Sample Number: XTOR2B-W-WT-PC1

Series [1]	**LED Kelvin Color**	**Housing Color**	**Options** (Add as Suffix)	**Accessories** (Order Separately) [8]
XTOR1B=Small Door, 12W **XTOR2B**=Small Door, 18W **XTOR3B**=Small Door, 26W **XTOR4B**=Medium Door, 38W **BAA-XTOR1B**=Small Door, 12W, Buy American Act Compliant [7] **TAA-XTOR1B**=Small Door, 12W Trade Agreements Act Compliant [7] **BAA-XTOR2B** =Small Door, 18W, Buy American Act Compliant [7] **TAA-XTOR2B**=Small Door, 18W, Trade Agreements Act Compliant [7] **BAA-XTOR3B**=Small Door, 26W, Buy American Act Compliant [7] **TAA-XTOR3B**=Small Door, 26W, Trade Agreements Act Compliant [7] **BAA-XTOR4B**= Medium Door, 38W, Buy American Act Compliant [7] **TAA-XTOR4B**= Medium Door, 38W, Trade Agreements Act Compliant [7]	**[Blank]**=Bright White (Standard), 5000K **W**=Neutral White, 4000K **Y**=Warm White, 3000K	**[Blank]**=Carbon Bronze (Standard) **WT**=Summit White **BK**=Black **BZ**=Bronze **AP**=Grey **GM**=Graphite Metallic **DP**=Dark Platinum	**PC1**=Photocontrol 120V [2] **PC2**=Photocontrol 208-277V [2, 3] **347V**=347V [4] **HA**=50°C High Ambient [4]	**WG/XTOR**=Wire Guard [5] **XTORFLD-KNC**=Knuckle Floodlight Kit [6] **XTORFLD-TRN**=Trunnion Floodlight Kit [6] **XTORFLD-KNC-WT**=Knuckle Floodlight Kit, Summit White [6] **XTORFLD-TRN-WT**=Trunnion Floodlight Kit, Summit White [6] **EWP/XTOR**=Escutcheon Wall Plate, Carbon Bronze **EWP/XTOR-WT**=Escutcheon Wall Plate, Summit White

NOTES:

1. DesignLights Consortium® Qualified and classified for both DLC Standard and DLC Premium, refer to www.designlights.org for details.
2. Photocontrols are factory installed.
3. Order PC2 for 347V models.
4. Thru-branch wiring not available with HA option or with 347V. XTOR3B not available with HA and 347V or 120V combination.
5. Wire guard for wall/surface mount. Not for use with floodlight kit accessory.
6. Floodlight kit accessory supplied with knuckle (KNC) or trunnion (TRN) base, small and large top visors and small and large impact shields.
7. Only product configurations with these designated prefixes are built to be compliant with the Buy American Act of 1933 (BAA) or Trade Agreements Act of 1979 (TAA), respectively. Please refer to DOMESTIC PREFERENCES website for more information. Components shipped separately may be separately analyzed under domestic preference requirements.
8. Accessories sold separately will be separately analyzed under domestic preference requirements. Consult factory for further information.

STOCK ORDERING INFORMATION

Domestic Preferences [1]	**12W Series**	**18W Series**	**26W Series**	**38W Series**
[Blank]=Standard	**XTOR1B**=12W, 5000K, Carbon Bronze	**XTOR2B**=18W, 5000K, Carbon Bronze	**XTOR3B**=26W, 5000K, Carbon Bronze	**XTOR4B**=38W, 5000K, Carbon Bronze
BAA=Buy American Act	**XTOR1B-WT**=12W, 5000K, Summit White	**XTOR2B-W**=18W, 4000K, Carbon Bronze	**XTOR3B-W**=26W, 4000K, Carbon Bronze	**XTOR4B-W**=38W, 4000K, Carbon Bronze
TAA=Trade Agreements Act	**XTOR1B-PC1**=12W, 5000K, 120V PC, Carbon Bronze	**XTOR2B-WT**=18W, 5000K, Summit White	**XTOR3B-WT**=26W, 5000K, Summit White	**XTOR4B-WT**=38W, 5000K, Summit White
	XTOR1B-W=12W, 4000K, Carbon Bronze	**XTOR2B-PC1**=18W, 5000K, 120V PC, Carbon Bronze	**XTOR3B-PC1**=26W, 5000K, 120V PC, Carbon Bronze	**XTOR4B-PC1**=38W, 5000K, 120V PC, Carbon Bronze
		XTOR2B-W-PC1=18W, 4000K, 120V PC, Carbon Bronze	**XTOR3B-W-PC1**=26W, 4000K, 120V PC,Carbon Bronze	**XTOR4B-W-PC1**=38W, 4000K, 120V PC, Carbon Bronze
		XTOR2B-347V=18W, 5000K, Carbon Bronze, 347V	**XTOR3B-347V**=26W, 5000K, Carbon Bronze, 347V	**XTOR4B-347V**=38W, 5000K, Carbon Bronze, 347V
		XTOR2B-WT-PC1=18W, 5000K, 120V PC,Summit White	**XTOR3B-PC2**=26W, 5000K, 208-277V PC, Carbon Bronze	

NOTES:

1. Only product configurations with these designated prefixes are built to be compliant with the Buy American Act of 1933 (BAA) or Trade Agreements Act of 1979 (TAA), respectively. Please refer to DOMESTIC PREFERENCES website for more information. Components shipped separately may be separately analyzed under domestic preference requirements.