

Form 35® Malleable Iron Unilet® Conduit Outlet Bodies

For use with Rigid Steel, Rigid Aluminum and IMC Conduit.

Applications

- Serve as pulling fittings.
- Make bends in conduit system.
- Provide openings for splicing.
- Connect and change direction of conduit runs.
- Allow connections for branch runs.
- Permit access to conductors for maintenance.

Features

- Smooth, rounded integral bushings in hubs protect conductor insulation.
- Accurately tapped, tapered threads for tight, rigid joints and excellent ground continuity.
- Form 35 malleable iron Unilets: high tensile strength and ductility. High corrosion-resistance, high impact and shock resistance.
- Exclusive built-in easy-pulling rollers in type C (1-1/4" thru 4") and type LB (1-1/4" thru 4"): eliminate damage when cable is pulled through hubs.
- Sizes with flat-back design ideal where fitting is mounted flat against surface.
- 1/2" to 3" blank covers are domed for extra wiring space.

Standard Materials

- Bodies: malleable iron
- Blank covers: malleable iron, steel or aluminum
- Cover screws: stainless steel
- Gaskets: neoprene or composition fiber

Standard Finishes

- Malleable iron bodies and covers: triple-coat — (1) zinc electroplate, (2) chromate, and (3) epoxy powder coat
- Steel covers: zinc electroplate

Certifications and Compliances

- UL Standards: 514A, 514B
- UL Listed: E2527
- CSA Standard: C22.2 No. 18.3
- CSA Certified: 065183
- NEMA Standard: FB-1

Related Products

- For explosionproof conduit outlet bodies and boxes, see *Enclosures and Junction boxes*.



2" Type LB with rollers shown

Fittings

FITTINGS: CONDUIT BODIES

Form 35® Malleable Iron Unilet® Conduit Outlet Bodies

For use with Rigid Steel, Rigid Aluminum and IMC Conduit.

FITTINGS: CONDUIT BODIES

Threaded Type Conduit Bodies

| Hub Size (Inches) | C | E | LB | LL | LR |
|-------------------|---|---|---|--|---|
| |  |  |  |  |  |
| 1/2 | C50-M | E50-M | LB50-M | LL50-M | LR50-M |
| 3/4 | C75-M | E75-M | LB75-M | LL75-M | LR75-M |
| 1 | C100-M | E100-M | LB100-M | LL100-M | LR100-M |
| 1-1/4 | C125-M ‡ | E125-M | LB125-M ‡ | LL125-M | LR125-M |
| 1-1/2 | C150-M ‡ | E150-M | LB150-M ‡ | LL150-M | LR150-M |
| 2 | C200-M ‡ | — | LB200-M ‡ | LL200-M | LR200-M |
| 2-1/2 | C250-M ‡ | — | LB250-M ‡ | LL250-M | LR250-M |
| 3 | C300-M ‡ | — | LB300-M ‡ | LL300-M | LR300-M |
| 3-1/2 | C350-M ‡ | — | LB350-M ‡ | LL350-M | LR350-M |
| 4 | C400-M ‡ | — | LB400-M ‡ | LL400-M | LR400-M |
| 5 | — | — | LB500-M | — | — |
| 6 | — | — | LB600-M | — | — |
| Hub Size (Inches) | LRL † | T | TA | TB | X |



| | | | | | |
|-------|----------|--------|---------|---------|--------|
| 1/2 | LRL50-M | T50-M | TA50-M | TB50-M | X50-M |
| 3/4 | LRL75-M | T75-M | TA75-M | TB75-M | X75-M |
| 1 | LRL100-M | T100-M | TA100-M | TB100-M | X100-M |
| 1-1/4 | LRL125-M | T125-M | — | TB125-M | X125-M |
| 1-1/2 | LRL150-M | T150-M | — | TB150-M | X150-M |
| 2 | LRL200-M | T200-M | — | TB200-M | X200-M |
| 2-1/2 | — | T250-M | — | — | — |
| 3 | — | T300-M | — | — | — |
| 3-1/2 | — | T350-M | — | — | — |
| 4 | — | T400-M | — | — | — |

Back Style for Form 35 Unilet Conduit Body Sizes (Inches)

| Unilet Body | Flat Back | Round Back | Unilet Body | Flat Back | Round Back |
|-------------|-------------|--------------|-------------|-------------|----------------|
| C, LB | 1/2 – 2 | 2-1/2 and up | TB | 1/2 – 1-1/2 | 1/2, 3/4, 1, 2 |
| E | 1/2 – 1-1/2 | 1-1/4 and up | X | 1/2 – 2 | 1-1/4 and up |
| LL, LR, T | 1/2 – 2 | 2-1/2 and up | TA | All sizes | — |

† LRL Unilets have double opening and are furnished with one steel cover, assembled.

‡ Catalog numbers having roller feature, all others do not.

Form 35® Malleable Iron Unilet® Conduit Outlet Bodies and Wiring Capacity

Compression Type for use with Threadless Rigid Metal Conduit.

Compression Type — For use with Threadless Rigid Metal Conduit – Flat Back Design

| Hub Size (Inches) | LB | LRL * | T |
|-------------------|---|--|---|
| |  |  |  |
| 1/2 | LB50N-M | LRL50N-M | T50N-M |
| 3/4 | LB75N-M | LRL75N-M | T75N-M |
| 1 | LB100N-M | LRL100N-M | T100N-M |

Wiring Capacity: Combine Body and Cover Capacities for Total Usable Capacity per NEC 314.16(A)

| Hub Size (Inches) | Capacity (in ³ /dm ³) | | | | | | | | | | |
|-------------------|--|----------------|-------------------|-----------------|----------------|-----------------|----------------|----------------|----------------|----------------|----------------|
| | C | E | LB | LL & LR | LRL | T | TA | TB | X | Stamped Cover | Cast Cover |
| 1/2 | 4.50/ 0.07 | 4.50/ 0.07 | 4.50/ 0.07 | 4.50/ 0.07 | 5.00/ 0.08 | 6.00/ 0.10 | 4.30/ 0.07 | 4.30/ 0.07 | 6.00/ 0.10 | 0.50/ 0.01 | 0.00/ 0.00 |
| 3/4 | 7.50/ 0.12 | 7.50/ 0.12 | 7.50/ 0.12 | 7.50/ 0.12 | 8.80/ 0.14 | 9.50/ 0.16 | 7.00/ 0.11 | 7.00/ 0.11 | 9.50/ 0.16 | 0.80/ 0.01 | 0.30/ 0.00 |
| 1 | 12.50/ 0.20 | 12.50/ 0.20 | 12.50/ 0.20 | 12.50/ 0.20 | 14.30/ 0.23 | 15.00/ 0.25 | 15.00/ 0.25 | 13.00/ 0.21 | 15.00/ 0.25 | 1.00/ 25.4 | 0.50/ 0.01 |
| 1-1/4 | 35.00/ 0.57 | 29.30/ 0.48 | 32.30/ 0.53 | 32.00/ 0.52 | 34.80/ 0.57 | 33.00/ 0.54 | — | 35.00/ 0.57 | 31.50/ 0.52 | 2.50/ 0.04 | 0.80/ 0.01 |
| 1-1/2 | 35.30/ 0.58 | 32.50/ 0.53 | 35.30/ 0.58 | 35.30/ 0.58 | 40.00/ 0.66 | 36.00/ 0.59 | — | 35.30/ 0.58 | 40.00/ 0.66 | 2.50/ 0.04 | 0.80/ 0.01 |
| 2 | 75.00/ 1.23 | — | 73.00/ 1.20 | 73.00/ 1.20 | 85.00/ 1.39 | 71.00/ 1.16 | — | 71.00/ 1.16 | 71.00/ 1.16 | 6.50/ 0.11 | 1.00/ 0.02 |
| 2-1/2 | 143.00/ 2.34 | — | 139.00/ 2.28 | 140.50/ 2.30 | — | 146.00/ 2.39 | — | — | — | 18.00/ 0.29 | 30.00/ 0.49 |
| 3 | 180.00/ 2.95 | — | 177.00/ 2.90 | 175.00/ 2.87 | — | 185.00/ 3.03 | — | — | — | 18.00/ 0.29 | 30.00/ 0.49 |
| 3-1/2 | 303.00/ 4.97 | — | 300.00/ 4.92 | 300.00/ 4.92 | — | 314.00/ 5.15 | — | — | — | — | 50.00/ 0.82 |
| 4 | 340.00/ 5.57 | — | 330.00/ 5.41 | 330.00/ 5.41 | — | 345.00/ 5.65 | — | — | — | — | 50.00/ 0.82 |
| 5 | — | — | 756.00/ 12.39 | — | — | — | — | — | — | — | — |
| 6 | — | — | 1328.00/ 21.76 | — | — | — | — | — | — | — | — |

* LRL Unilets have double opening and are furnished with one steel cover, assembled.

Covers and Gaskets for Form 35® Unilet® Conduit Outlet Bodies

Covers Furnished with Stainless Steel Fastening Screws.

Fittings

FITTINGS: CONDUIT BODIES

Covers and Gaskets *

| Body Size (Inches) | Blank Stamped Steel | Blank Cast Malleable | Neoprene | Composition Fiber |
|--------------------|--|---|--|---|
| |  Domed: 1/2" – 3" |  Flat: 1/2" – 2" |  |  |
| |  Flat: 3-1/2" – 6" |  Domed: 2-1/2" – 4" | Tear out inner section to convert to "open type" gasket. | |
| 1/2 | K50 | K50-CM | GK50-N | GK50-V |
| 3/4 | K75 | K75-CM | GK75-N | GK75-V |
| 1 | K100 | K100-CM | GK100-N | GK100-V |
| 1-1/4 | K125 & 150 | K125 & 150-CM | GK125-150-N | GK125-150-V |
| 1-1/2 | K125 & 150 | K125 & 150-CM | GK125-150-N | GK125-150-V |
| 2 | K200 | K200-CM | GK200-N | GK200-V |
| 2-1/2 | K250 & 300 | K250 & 300-CM | GK250-300-N | GK-250-300-V |
| 3 | K250 & 300 | K250 & 300-CM | GK250-300-N | GK-250-300-V |
| 3-1/2 | K350 & 400 | K350 & 400-CM | GK350-400-N | GK-350-400-V |
| 4 | K350 & 400 | K350 & 400-CM | GK350-400-N | GK-350-400-V |
| 5 | K500 | — | GK500-SN † | — |
| 6 | K600 | — | GK600-SN † | — |

* Refer to previous page for Wiring Capacity Table.

† Not perforated.

Form 35® Malleable Iron Unilet® Conduit Outlet Bodies Dimensions

Threaded Type for use with Rigid Metal Conduit and IMC; Compression Type for use with Threadless Rigid Metal Conduit.

Threaded Type (Inches/Millimeters)



Types A, C, TA, TB

Types E, LB, LL, LR, LRL

Types T, X

| Hub Size | A | B | C | D | E | F | G | H | J | K | L | M | N | P |
|----------|-----------------|----------------|----------------|-----------------|----------------|----------------|-----------------|-----------------|-----------------|----------------|----------------|----------------|-----------------|----------------|
| 1/2 | 3.94/ 100.1 | 1.31/ 33.3 | 1.44/ 36.6 | 5.38/ 136.7 | 2.69/ 68.3 | 2.00/ 50.8 | 2.13/ 54.1 | 3.94/ 100.1 | 4.63/ 117.6 | 1.75/ 44.5 | 0.63/ 16.0 | 1.19/ 30.2 | 3.16/ 80.3 | 1.00/ 25.4 |
| 3/4 | 4.63/ 117.6 | 1.56/ 39.6 | 1.69/ 42.9 | 6.06/ 153.9 | 2.88/ 73.2 | 2.19/ 55.6 | 2.31/ 58.7 | 4.44/ 112.8 | 5.38/ 136.7 | 2.00/ 50.8 | 0.75/ 19.1 | 1.38/ 35.1 | 3.78/ 96.0 | 1.22/ 31.0 |
| 1 | 5.38/ 136.7 | 1.81/ 46.0 | 1.94/ 49.3 | 7.13/ 181.1 | 3.38/ 85.9 | 2.56/ 65.0 | 2.69/ 68.3 | 5.13/ 130.3 | 6.25/ 158.8 | 2.25/ 57.2 | 0.94/ 23.9 | 1.69/ 42.9 | 4.53/ 115.1 | 1.47/ 37.3 |
| 1-1/4 | 7.19/ 182.6 | 2.50/ 63.5 | 2.56/ 65.0 | 9.19/ 233.4 | 4.50/ 114.3 | 3.50/ 88.9 | 3.56/ 90.4 | 7.06/ 179.3 | 8.19/ 208.0 | 2.56/ 65.0 | 1.19/ 30.2 | 2.00/ 50.8 | 6.00/ 152.4 | 2.00/ 50.8 |
| 1-1/2 | 7.19/ 182.6 | 2.50/ 63.5 | 2.75/ 69.9 | 9.19/ 233.4 | 4.50/ 114.3 | 3.50/ 88.9 | 3.75/ 95.3 | 6.81/ 173.0 | 8.19/ 208.0 | 2.75/ 69.9 | 1.38/ 35.1 | 2.38/ 60.5 | 6.00/ 152.4 | 2.00/ 50.8 |
| 2 | 9.50/ 241.3 | 3.13/ 79.5 | 3.38/ 85.9 | 11.63/ 295.4 | 5.25/ 133.4 | 4.19/ 106.4 | 4.63/ 117.6 | 8.94/ 227.1 | 10.56/ 268.2 | 3.38/ 85.9 | 1.63/ 41.4 | 2.94/ 74.7 | 8.06/ 204.7 | 2.56/ 65.0 |
| 2-1/2 | 12.25/ 311.2 | 4.31/ 109.5 | 3.88/ 98.6 | 15.13/ 384.3 | 7.19/ 182.6 | 5.75/ 146.1 | 5.25/ 133.4 | 11.88/ 301.8 | 13.69/ 347.7 | 3.88/ 98.6 | 1.81/ 46.0 | 3.38/ 85.9 | 10.63/ 270.0 | 3.69/ 93.7 |
| 3 | 12.25/ 311.2 | 4.31/ 109.5 | 4.63/ 117.6 | 15.13/ 384.3 | 7.19/ 182.6 | 5.75/ 146.1 | 6.00/ 152.4 | 11.56/ 293.6 | 13.69/ 347.7 | 4.63/ 117.6 | 2.19/ 55.6 | 4.13/ 104.9 | 10.63/ 270.0 | 3.69/ 93.7 |
| 3-1/2 | 14.88/ 378.0 | 5.50/ 139.7 | 5.19/ 131.8 | 18.13/ 460.5 | 8.75/ 222.3 | 7.13/ 181.1 | 6.81/ 173.0 | 14.00/ 355.6 | 16.50/ 419.1 | 5.19/ 131.8 | 2.50/ 63.5 | 4.75/ 120.7 | 13.13/ 333.5 | 4.88/ 124.0 |
| 4 | 14.88/ 378.0 | 5.50/ 139.7 | 5.56/ 141.2 | 18.13/ 460.5 | 8.75/ 222.3 | 7.13/ 181.1 | 7.19/ 182.6 | 13.75/ 349.3 | 16.50/ 419.1 | 5.56/ 141.2 | 2.75/ 69.9 | 5.13/ 130.3 | 13.13/ 333.5 | 4.88/ 124.0 |
| 5 | 18.25/ 463.6 | 7.25/ 184.2 | 7.00/ 177.8 | — | — | — | 9.00/ 228.6 | 16.88/ 428.8 | 20.25/ 514.4 | — | 3.38/ 85.9 | 6.50/ 165.1 | 16.25/ 412.8 | 6.50/ 165.1 |
| 6 | 23.00/ 584.2 | 8.63/ 219.2 | 8.69/ 220.7 | — | — | — | 10.69/ 271.5 | 21.06/ 534.9 | 25.00/ 635.0 | — | 3.94/ 100.1 | 7.56/ 192.0 | 21.00/ 533.4 | 7.81/ 198.4 |

Compression Type (Inches/Millimeters)



Types LB, LRL

Type T

| Hub Size | A | B | C | D | E | F | G | H | J | K | L | M | N | P |
|----------|----------------|---------------|---------------|----------------|---------------|---------------|---------------|----------------|----------------|---------------|---------------|---------------|----------------|---------------|
| 1/2 | 3.94/ 100.1 | 1.31/ 33.3 | 1.44/ 36.6 | 6.06/ 153.9 | 2.38/ 60.5 | 2.38/ 60.5 | 2.50/ 63.5 | 4.31/ 109.5 | 5.00/ 127.0 | 1.75/ 44.5 | 0.63/ 16.0 | 1.31/ 33.3 | 3.16/ 80.3 | 1.00/ 25.4 |
| 3/4 | 4.63/ 117.6 | 1.56/ 39.6 | 1.69/ 42.9 | 6.81/ 173.0 | 2.69/ 68.3 | 2.69/ 68.3 | 2.81/ 71.4 | 4.81/ 122.2 | 5.75/ 146.1 | 2.00/ 50.8 | 0.75/ 19.1 | 1.63/ 41.4 | 3.78/ 96.0 | 1.22/ 31.0 |
| 1 | 5.38/ 136.7 | 1.81/ 46.0 | 1.94/ 49.3 | 7.63/ 193.8 | 2.94/ 74.7 | 2.94/ 74.7 | 3.06/ 77.7 | 5.38/ 136.7 | 6.50/ 165.1 | 2.25/ 57.2 | 0.94/ 23.9 | 1.88/ 47.8 | 4.53/ 115.1 | 1.47/ 37.3 |

Form 35® Malleable Iron Unilet® Conduit Outlet Bodies

For use with Rigid Steel, Rigid Aluminum and IMC Conduit.

Applications

- Serve as pulling fittings.
- Make bends in conduit system.
- Provide openings for splicing.
- Connect and change direction of conduit runs.
- Allow connections for branch runs.
- Permit access to conductors for maintenance.

Features

- Smooth, rounded integral bushings in hubs protect conductor insulation.
- Accurately tapped, tapered threads for tight, rigid joints and excellent ground continuity.
- Form 35 malleable iron Unilets: high tensile strength and ductility. High corrosion-resistance, high impact and shock resistance.
- Exclusive built-in easy-pulling rollers in type C (1-1/4" thru 4") and type LB (1-1/4" thru 4"): eliminate damage when cable is pulled through hubs.
- Sizes with flat-back design ideal where fitting is mounted flat against surface.
- 1/2" to 3" blank covers are domed for extra wiring space.

Standard Materials

- Bodies: malleable iron
- Blank covers: malleable iron, steel or aluminum
- Cover screws: stainless steel
- Gaskets: neoprene or composition fiber

Standard Finishes

- Malleable iron bodies and covers: triple-coat — (1) zinc electroplate, (2) chromate, and (3) epoxy powder coat
- Steel covers: zinc electroplate

Certifications and Compliances

- UL Standards: 514A, 514B
- UL Listed: E2527
- CSA Standard: C22.2 No. 18.3
- CSA Certified: 065183
- NEMA Standard: FB-1

Related Products

- For explosionproof conduit outlet bodies and boxes, see *Enclosures and Junction boxes*.



2" Type LB with rollers shown

Fittings

FITTINGS: CONDUIT BODIES

Form 35® Malleable Iron Unilet® Conduit Outlet Bodies

For use with Rigid Steel, Rigid Aluminum and IMC Conduit.






Fittings

FITTINGS: CONDUIT BODIES

Threaded Type Conduit Bodies

| Hub Size (Inches) | C | E | LB | LL | LR |
|-------------------|---|---|---|--|---|
| |  |  |  |  |  |
| 1/2 | C50-M | E50-M | LB50-M | LL50-M | LR50-M |
| 3/4 | C75-M | E75-M | LB75-M | LL75-M | LR75-M |
| 1 | C100-M | E100-M | LB100-M | LL100-M | LR100-M |
| 1-1/4 | C125-M ‡ | E125-M | LB125-M ‡ | LL125-M | LR125-M |
| 1-1/2 | C150-M ‡ | E150-M | LB150-M ‡ | LL150-M | LR150-M |
| 2 | C200-M ‡ | — | LB200-M ‡ | LL200-M | LR200-M |
| 2-1/2 | C250-M ‡ | — | LB250-M ‡ | LL250-M | LR250-M |
| 3 | C300-M ‡ | — | LB300-M ‡ | LL300-M | LR300-M |
| 3-1/2 | C350-M ‡ | — | LB350-M ‡ | LL350-M | LR350-M |
| 4 | C400-M ‡ | — | LB400-M ‡ | LL400-M | LR400-M |
| 5 | — | — | LB500-M | — | — |
| 6 | — | — | LB600-M | — | — |
| Hub Size (Inches) | LRL † | T | TA | TB | X |



| | | | | | |
|-------|---|---|---|--|---|
| |  |  |  |  |  |
| 1/2 | LRL50-M | T50-M | TA50-M | TB50-M | X50-M |
| 3/4 | LRL75-M | T75-M | TA75-M | TB75-M | X75-M |
| 1 | LRL100-M | T100-M | TA100-M | TB100-M | X100-M |
| 1-1/4 | LRL125-M | T125-M | — | TB125-M | X125-M |
| 1-1/2 | LRL150-M | T150-M | — | TB150-M | X150-M |
| 2 | LRL200-M | T200-M | — | TB200-M | X200-M |
| 2-1/2 | — | T250-M | — | — | — |
| 3 | — | T300-M | — | — | — |
| 3-1/2 | — | T350-M | — | — | — |
| 4 | — | T400-M | — | — | — |

Back Style for Form 35 Unilet Conduit Body Sizes (Inches)

| Unilet Body | Flat Back | Round Back | Unilet Body | Flat Back | Round Back |
|-------------|-------------|--------------|-------------|-------------|----------------|
| C, LB | 1/2 – 2 | 2-1/2 and up | TB | 1/2 – 1-1/2 | 1/2, 3/4, 1, 2 |
| E | 1/2 – 1-1/2 | 1-1/4 and up | X | 1/2 – 2 | 1-1/4 and up |
| LL, LR, T | 1/2 – 2 | 2-1/2 and up | TA | All sizes | — |

† LRL Unilets have double opening and are furnished with one steel cover, assembled.

‡ Catalog numbers having roller feature, all others do not.

Form 35® Malleable Iron Unilet® Conduit Outlet Bodies and Wiring Capacity

Compression Type for use with Threadless Rigid Metal Conduit.

Compression Type — For use with Threadless Rigid Metal Conduit – Flat Back Design

| Hub Size (Inches) | LB | LRL * | T |
|-------------------|---|--|---|
| |  |  |  |
| 1/2 | LB50N-M | LRL50N-M | T50N-M |
| 3/4 | LB75N-M | LRL75N-M | T75N-M |
| 1 | LB100N-M | LRL100N-M | T100N-M |

Wiring Capacity: Combine Body and Cover Capacities for Total Usable Capacity per NEC 314.16(A)

| Hub Size (Inches) | Capacity (in ³ /dm ³) | | | | | | | | | | |
|-------------------|--|----------------|-------------------|-----------------|----------------|-----------------|----------------|----------------|----------------|----------------|----------------|
| | C | E | LB | LL & LR | LRL | T | TA | TB | X | Stamped Cover | Cast Cover |
| 1/2 | 4.50/ 0.07 | 4.50/ 0.07 | 4.50/ 0.07 | 4.50/ 0.07 | 5.00/ 0.08 | 6.00/ 0.10 | 4.30/ 0.07 | 4.30/ 0.07 | 6.00/ 0.10 | 0.50/ 0.01 | 0.00/ 0.00 |
| 3/4 | 7.50/ 0.12 | 7.50/ 0.12 | 7.50/ 0.12 | 7.50/ 0.12 | 8.80/ 0.14 | 9.50/ 0.16 | 7.00/ 0.11 | 7.00/ 0.11 | 9.50/ 0.16 | 0.80/ 0.01 | 0.30/ 0.00 |
| 1 | 12.50/ 0.20 | 12.50/ 0.20 | 12.50/ 0.20 | 12.50/ 0.20 | 14.30/ 0.23 | 15.00/ 0.25 | 15.00/ 0.25 | 13.00/ 0.21 | 15.00/ 0.25 | 1.00/ 25.4 | 0.50/ 0.01 |
| 1-1/4 | 35.00/ 0.57 | 29.30/ 0.48 | 32.30/ 0.53 | 32.00/ 0.52 | 34.80/ 0.57 | 33.00/ 0.54 | — | 35.00/ 0.57 | 31.50/ 0.52 | 2.50/ 0.04 | 0.80/ 0.01 |
| 1-1/2 | 35.30/ 0.58 | 32.50/ 0.53 | 35.30/ 0.58 | 35.30/ 0.58 | 40.00/ 0.66 | 36.00/ 0.59 | — | 35.30/ 0.58 | 40.00/ 0.66 | 2.50/ 0.04 | 0.80/ 0.01 |
| 2 | 75.00/ 1.23 | — | 73.00/ 1.20 | 73.00/ 1.20 | 85.00/ 1.39 | 71.00/ 1.16 | — | 71.00/ 1.16 | 71.00/ 1.16 | 6.50/ 0.11 | 1.00/ 0.02 |
| 2-1/2 | 143.00/ 2.34 | — | 139.00/ 2.28 | 140.50/ 2.30 | — | 146.00/ 2.39 | — | — | — | 18.00/ 0.29 | 30.00/ 0.49 |
| 3 | 180.00/ 2.95 | — | 177.00/ 2.90 | 175.00/ 2.87 | — | 185.00/ 3.03 | — | — | — | 18.00/ 0.29 | 30.00/ 0.49 |
| 3-1/2 | 303.00/ 4.97 | — | 300.00/ 4.92 | 300.00/ 4.92 | — | 314.00/ 5.15 | — | — | — | — | 50.00/ 0.82 |
| 4 | 340.00/ 5.57 | — | 330.00/ 5.41 | 330.00/ 5.41 | — | 345.00/ 5.65 | — | — | — | — | 50.00/ 0.82 |
| 5 | — | — | 756.00/ 12.39 | — | — | — | — | — | — | — | — |
| 6 | — | — | 1328.00/ 21.76 | — | — | — | — | — | — | — | — |

* LRL Unilets have double opening and are furnished with one steel cover, assembled.

Covers and Gaskets for Form 35® Unilet® Conduit Outlet Bodies

Covers Furnished with Stainless Steel Fastening Screws.

Fittings

FITTINGS: CONDUIT BODIES

Covers and Gaskets *

| Body Size (Inches) | Blank Stamped Steel | Blank Cast Malleable | Neoprene | Composition Fiber |
|--------------------|--|---|--|---|
| |  Domed: 1/2" – 3" |  Flat: 1/2" – 2" |  |  |
| |  Flat: 3-1/2" – 6" |  Domed: 2-1/2" – 4" | Tear out inner section to convert to "open type" gasket. | |
| 1/2 | K50 | K50-CM | GK50-N | GK50-V |
| 3/4 | K75 | K75-CM | GK75-N | GK75-V |
| 1 | K100 | K100-CM | GK100-N | GK100-V |
| 1-1/4 | K125 & 150 | K125 & 150-CM | GK125-150-N | GK125-150-V |
| 1-1/2 | K125 & 150 | K125 & 150-CM | GK125-150-N | GK125-150-V |
| 2 | K200 | K200-CM | GK200-N | GK200-V |
| 2-1/2 | K250 & 300 | K250 & 300-CM | GK250-300-N | GK-250-300-V |
| 3 | K250 & 300 | K250 & 300-CM | GK250-300-N | GK-250-300-V |
| 3-1/2 | K350 & 400 | K350 & 400-CM | GK350-400-N | GK-350-400-V |
| 4 | K350 & 400 | K350 & 400-CM | GK350-400-N | GK-350-400-V |
| 5 | K500 | — | GK500-SN † | — |
| 6 | K600 | — | GK600-SN † | — |

* Refer to previous page for Wiring Capacity Table.

† Not perforated.

Form 35® Malleable Iron Unilet® Conduit Outlet Bodies Dimensions

Threaded Type for use with Rigid Metal Conduit and IMC; Compression Type for use with Threadless Rigid Metal Conduit.

Threaded Type (Inches/Millimeters)



| Hub Size | Types A, C, TA, TB | | | | Types E, LB, LL, LR, LRL | | | | Types T, X | | | | | |
|----------|--------------------|----------------|----------------|-----------------|--------------------------|----------------|-----------------|-----------------|-----------------|----------------|----------------|----------------|-----------------|----------------|
| | A | B | C | D | E | F | G | H | J | K | L | M | N | P |
| 1/2 | 3.94/ 100.1 | 1.31/ 33.3 | 1.44/ 36.6 | 5.38/ 136.7 | 2.69/ 68.3 | 2.00/ 50.8 | 2.13/ 54.1 | 3.94/ 100.1 | 4.63/ 117.6 | 1.75/ 44.5 | 0.63/ 16.0 | 1.19/ 30.2 | 3.16/ 80.3 | 1.00/ 25.4 |
| 3/4 | 4.63/ 117.6 | 1.56/ 39.6 | 1.69/ 42.9 | 6.06/ 153.9 | 2.88/ 73.2 | 2.19/ 55.6 | 2.31/ 58.7 | 4.44/ 112.8 | 5.38/ 136.7 | 2.00/ 50.8 | 0.75/ 19.1 | 1.38/ 35.1 | 3.78/ 96.0 | 1.22/ 31.0 |
| 1 | 5.38/ 136.7 | 1.81/ 46.0 | 1.94/ 49.3 | 7.13/ 181.1 | 3.38/ 85.9 | 2.56/ 65.0 | 2.69/ 68.3 | 5.13/ 130.3 | 6.25/ 158.8 | 2.25/ 57.2 | 0.94/ 23.9 | 1.69/ 42.9 | 4.53/ 115.1 | 1.47/ 37.3 |
| 1-1/4 | 7.19/ 182.6 | 2.50/ 63.5 | 2.56/ 65.0 | 9.19/ 233.4 | 4.50/ 114.3 | 3.50/ 88.9 | 3.56/ 90.4 | 7.06/ 179.3 | 8.19/ 208.0 | 2.56/ 65.0 | 1.19/ 30.2 | 2.00/ 50.8 | 6.00/ 152.4 | 2.00/ 50.8 |
| 1-1/2 | 7.19/ 182.6 | 2.50/ 63.5 | 2.75/ 69.9 | 9.19/ 233.4 | 4.50/ 114.3 | 3.50/ 88.9 | 3.75/ 95.3 | 6.81/ 173.0 | 8.19/ 208.0 | 2.75/ 69.9 | 1.38/ 35.1 | 2.38/ 60.5 | 6.00/ 152.4 | 2.00/ 50.8 |
| 2 | 9.50/ 241.3 | 3.13/ 79.5 | 3.38/ 85.9 | 11.63/ 295.4 | 5.25/ 133.4 | 4.19/ 106.4 | 4.63/ 117.6 | 8.94/ 227.1 | 10.56/ 268.2 | 3.38/ 85.9 | 1.63/ 41.4 | 2.94/ 74.7 | 8.06/ 204.7 | 2.56/ 65.0 |
| 2-1/2 | 12.25/ 311.2 | 4.31/ 109.5 | 3.88/ 98.6 | 15.13/ 384.3 | 7.19/ 182.6 | 5.75/ 146.1 | 5.25/ 133.4 | 11.88/ 301.8 | 13.69/ 347.7 | 3.88/ 98.6 | 1.81/ 46.0 | 3.38/ 85.9 | 10.63/ 270.0 | 3.69/ 93.7 |
| 3 | 12.25/ 311.2 | 4.31/ 109.5 | 4.63/ 117.6 | 15.13/ 384.3 | 7.19/ 182.6 | 5.75/ 146.1 | 6.00/ 152.4 | 11.56/ 293.6 | 13.69/ 347.7 | 4.63/ 117.6 | 2.19/ 55.6 | 4.13/ 104.9 | 10.63/ 270.0 | 3.69/ 93.7 |
| 3-1/2 | 14.88/ 378.0 | 5.50/ 139.7 | 5.19/ 131.8 | 18.13/ 460.5 | 8.75/ 222.3 | 7.13/ 181.1 | 6.81/ 173.0 | 14.00/ 355.6 | 16.50/ 419.1 | 5.19/ 131.8 | 2.50/ 63.5 | 4.75/ 120.7 | 13.13/ 333.5 | 4.88/ 124.0 |
| 4 | 14.88/ 378.0 | 5.50/ 139.7 | 5.56/ 141.2 | 18.13/ 460.5 | 8.75/ 222.3 | 7.13/ 181.1 | 7.19/ 182.6 | 13.75/ 349.3 | 16.50/ 419.1 | 5.56/ 141.2 | 2.75/ 69.9 | 5.13/ 130.3 | 13.13/ 333.5 | 4.88/ 124.0 |
| 5 | 18.25/ 463.6 | 7.25/ 184.2 | 7.00/ 177.8 | — | — | — | 9.00/ 228.6 | 16.88/ 428.8 | 20.25/ 514.4 | — | 3.38/ 85.9 | 6.50/ 165.1 | 16.25/ 412.8 | 6.50/ 165.1 |
| 6 | 23.00/ 584.2 | 8.63/ 219.2 | 8.69/ 220.7 | — | — | — | 10.69/ 271.5 | 21.06/ 534.9 | 25.00/ 635.0 | — | 3.94/ 100.1 | 7.56/ 192.0 | 21.00/ 533.4 | 7.81/ 198.4 |

Compression Type (Inches/Millimeters)



| Hub Size | Types LB, LRL | | | | | | | | Type T | | | | | |
|----------|----------------|---------------|---------------|----------------|---------------|---------------|---------------|----------------|----------------|---------------|---------------|---------------|----------------|---------------|
| | A | B | C | D | E | F | G | H | J | K | L | M | N | P |
| 1/2 | 3.94/ 100.1 | 1.31/ 33.3 | 1.44/ 36.6 | 6.06/ 153.9 | 2.38/ 60.5 | 2.38/ 60.5 | 2.50/ 63.5 | 4.31/ 109.5 | 5.00/ 127.0 | 1.75/ 44.5 | 0.63/ 16.0 | 1.31/ 33.3 | 3.16/ 80.3 | 1.00/ 25.4 |
| 3/4 | 4.63/ 117.6 | 1.56/ 39.6 | 1.69/ 42.9 | 6.81/ 173.0 | 2.69/ 68.3 | 2.69/ 68.3 | 2.81/ 71.4 | 4.81/ 122.2 | 5.75/ 146.1 | 2.00/ 50.8 | 0.75/ 19.1 | 1.63/ 41.4 | 3.78/ 96.0 | 1.22/ 31.0 |
| 1 | 5.38/ 136.7 | 1.81/ 46.0 | 1.94/ 49.3 | 7.63/ 193.8 | 2.94/ 74.7 | 2.94/ 74.7 | 3.06/ 77.7 | 5.38/ 136.7 | 6.50/ 165.1 | 2.25/ 57.2 | 0.94/ 23.9 | 1.88/ 47.8 | 4.53/ 115.1 | 1.47/ 37.3 |