

# Weatherproof Boxes, Covers, Lampholders and Lighting Fixtures

## NEC/CEC:

Listed for Ordinary Locations

## Applications

- Use in branch circuit wiring for wet, damp or dry locations.
- May be used as a junction box or a device box for switches, receptacles, GFCIs, etc.
- Lampholders are for use in exterior and interior applications to provide safety and security for driveways, doorways and walkways.
- Lighting fixtures are for use in areas where moisture ingress is a concern such as construction sites, tunnels, bridges and subways.

## Features

- Rugged continuous and seamless diecast construction prevents entry of dirt, dust and moisture.
- Polyester powder coating is applied for uniform cosmetic coating and weatherproof durability.
- Mounting can be achieved with mounting lugs (provided) or by using the integral mounting knockouts.
- Smooth, accurately tapped hubs prevent wire abrasion.
- Clear UL marking and volumetric marking cast into each box and extension ring facilitate electrical inspection.
- Continuous box and cover compression ensure complete sealing at gasket interface to prevent moisture entry.
- Lockable covers and covers with integral devices are offered.
- Closure plugs (2), mounting lugs (2) and green ground screw provided with each box.
- Mounting hardware and gasket provided with each cover.
- Locking swivel knuckle on lampholders permits positive lamp positioning and accurate directional aiming.
- Lampholders are supplied with all hardware including locknuts, porcelain sockets and internal gaskets for reliability and weather protection.
- Photocells and lampholders are supplied with long leads (4" from the end of the knuckle) to facilitate wiring.
- Lighting fixtures are factory assembled and fully gasketed to ensure fast and easy installation.
- Complete installation instructions are provided with each item.
- In-Use covers include patented inserts and comply with NEC requirements.
- Lighting fixtures are individually boxed, labeled and bar coded for ease of handling and identification.

## Standard Materials

- Boxes, extensions, covers, lamp-holders, lighting fixtures, and closure plugs: diecast aluminum
- In-use covers: polycarbonate or diecast aluminum
- Lugs: stamped aluminum (one- and two-gang boxes), integrally cast (round boxes)
- Cover screws: plated steel
- Gaskets: closed cell foam (covers), fiber (lampholders), closed cell foam or fiber (lighting fixtures)
- Glass: annealed glass
- Sockets: porcelain (lampholders and lighting fixtures)

## NEC/CEC Certifications and Compliances

- UL Standard: 514A, 514D, 1598 as applicable
- UL Listed: E2527, E53330
- CSA Standard: C22.2 No. 18.1, C22.2 No. 250.0 as applicable
- cUL Listed: E2527
- NEMA: FB-1, OS-1



Most of the boxes, covers and lampholders are individually shrink wrapped, labeled and bar coded for ease of handling and identification.






Sturdy corrugated boxes with easy lift-off top with shrink wrapping facilitate merchandising.

# Weatherproof Boxes, Covers, Lampholders and Lighting Fixtures

## One-Gang Weatherproof Outlet Boxes and Extensions

Closure plugs, ground screw and mounting lugs included.

NEC/CEC:  
Listed for Ordinary Locations

	Depth (Inches)	Wiring Cubic Inch Capacity	Hub Size (Inches)	No. Of Hubs	Catalog Number
	2	18.3	1/2	4	WSL150 ①
	2	18.3	3/4	4	WSL175
	2	18.3	1/2	3	WSM150 ①
	2	18.3	3/4	3	WSM175
	2	18.3	1	3	WSM110
	2	18.3	1/2	5	WSP150
	2	18.3	3/4	5	WSP175
	2	18.3	1/2	5	WSX150
	2	18.3	3/4	5	WSX175
	2	18.3	1	5	WSX110
	2-5/8	25.5	1/2	3	WDM150
	2-5/8	25.5	3/4	3	WDM175
	2-5/8	25.5	1	3	WDM110




① Catalog number shown represents gray color. White (Suffix -W) and Bronze (Suffix -B) also available. Consult local sales representative for lead time.

# Weatherproof Boxes, Covers, Lampholders and Lighting Fixtures

## One-Gang Weatherproof Outlet Boxes and Extensions

Closure plugs, ground screw and mounting lugs included.

**NEC/CEC:**  
Listed for Ordinary Locations

	Depth (Inches)	Wiring Cubic Inch Capacity	Hub Size (Inches)	No. Of Hubs	Catalog Number
	2-5/8	25.5	1/2	5	<b>WDX150</b>
	2-5/8	25.5	3/4	5	<b>WDX175</b>
	2-5/8	25.5	1	5	<b>WDX110</b>
	1	9.5	-	-	<b>WE1</b>
	1-1/2	12.5	1/2	4	<b>WEFX50</b>
	1-1/2	12.5	3/4	4	<b>WEFX75</b>

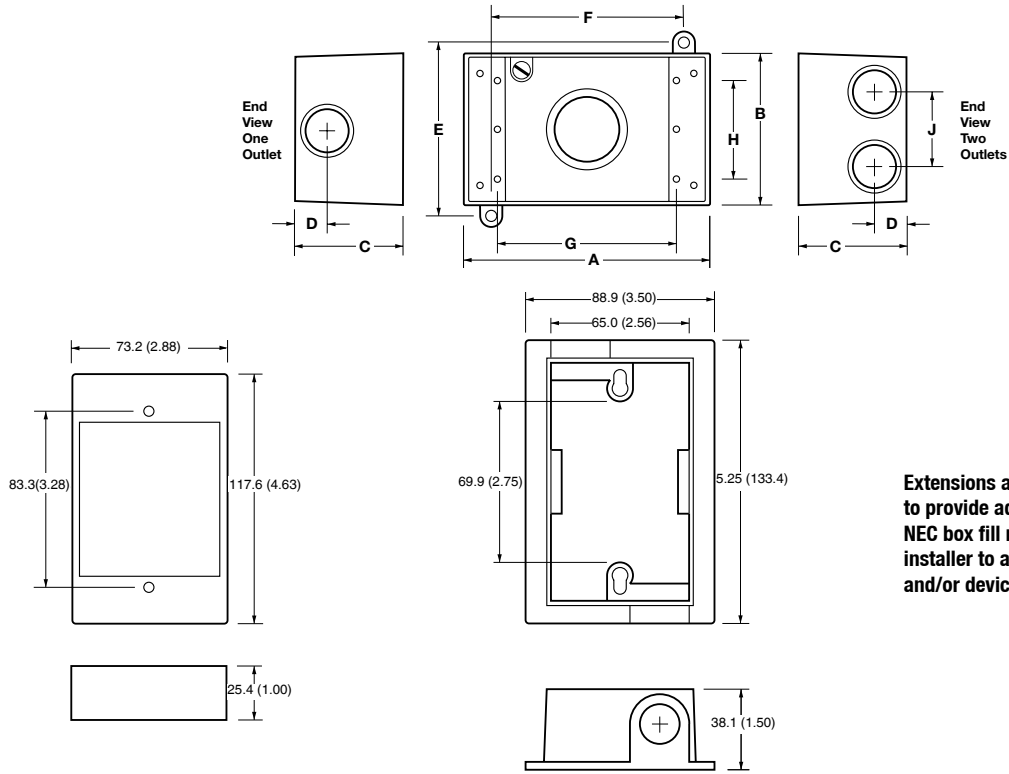
# Weatherproof Boxes, Covers, Lampholders and Lighting Fixtures

## One-Gang Box and Extension Dimensions

Closure plugs, ground screw and mounting lugs included.

**NEC/CEC:**  
Listed for Ordinary Locations

### Dimensions in Millimeters (Inches)



Extensions and Extension Adapters are used to provide additional capacity needed for NEC box fill requirements. Adapters allow installer to add "takeoffs" to new boxes and/or devices.

Extension E1






Flanged Extension Adapter: WEFX50, WEFX75

A	B	C	D	E	F	G	H	J	Catalog Number
115.8 (4.56)	71.4 (2.81)	50.8 (2.00)	17.5 (0.68)	77.7 (3.06)	88.9 (3.50)	82.6 (3.25)	47.8 (1.88)	36.5 (1.43)	<b>WSL150</b>
115.8 (4.56)	71.4 (2.81)	50.8 (2.00)	17.5 (0.68)	77.7 (3.06)	88.9 (3.50)	82.6 (3.25)	47.8 (1.88)	36.5 (1.43)	<b>WSL175</b>
115.8 (4.56)	71.4 (2.81)	50.8 (2.00)	17.5 (0.68)	77.7 (3.06)	88.9 (3.50)	82.6 (3.25)	47.8 (1.88)	-	<b>WSM150</b>
115.8 (4.56)	71.4 (2.81)	50.8 (2.00)	17.5 (0.68)	77.7 (3.06)	88.9 (3.50)	82.6 (3.25)	47.8 (1.88)	-	<b>WSM175</b>
115.8 (4.56)	71.4 (2.81)	50.8 (2.00)	17.5 (0.68)	77.7 (3.06)	88.9 (3.50)	82.6 (3.25)	47.8 (1.88)	-	<b>WSM110</b>
115.8 (4.56)	71.4 (2.81)	50.8 (2.00)	17.5 (0.68)	77.7 (3.06)	88.9 (3.50)	82.6 (3.25)	47.8 (1.88)	36.5 (1.43)	<b>WSP150</b>
115.8 (4.56)	71.4 (2.81)	50.8 (2.00)	17.5 (0.68)	77.7 (3.06)	88.9 (3.50)	82.6 (3.25)	47.8 (1.88)	36.5 (1.43)	<b>WSP175</b>
115.8 (4.56)	71.4 (2.81)	50.8 (2.00)	17.5 (0.68)	77.7 (3.06)	88.9 (3.50)	82.6 (3.25)	47.8 (1.88)	-	<b>WSX150</b>
115.8 (4.56)	71.4 (2.81)	50.8 (2.00)	17.5 (0.68)	77.7 (3.06)	88.9 (3.50)	82.6 (3.25)	47.8 (1.88)	-	<b>WSX175</b>
114.8 (4.52)	70.4 (2.77)	50.8 (2.00)	17.5 (0.68)	86.4 (3.40)	100.1 (3.94)	82.6 (3.25)	47.8 (1.88)	-	<b>WSX110</b>
115.8 (4.56)	71.4 (2.81)	66.8 (2.63)	19.1 (0.75)	77.7 (3.06)	88.9 (3.50)	82.6 (3.25)	47.8 (1.88)	-	<b>WDM150</b>
115.8 (4.56)	71.4 (2.81)	66.8 (2.63)	19.1 (0.75)	77.7 (3.06)	88.9 (3.50)	82.6 (3.25)	47.8 (1.88)	-	<b>WDM175</b>
115.8 (4.56)	71.4 (2.81)	66.8 (2.63)	19.1 (0.75)	77.7 (3.06)	88.9 (3.50)	82.6 (3.25)	47.8 (1.88)	-	<b>WDM110</b>
115.8 (4.56)	71.4 (2.81)	66.8 (2.63)	19.1 (0.75)	77.7 (3.06)	88.9 (3.50)	82.6 (3.25)	47.8 (1.88)	-	<b>WDX150</b>
115.8 (4.56)	71.4 (2.81)	66.8 (2.63)	19.1 (0.75)	77.7 (3.06)	88.9 (3.50)	82.6 (3.25)	47.8 (1.88)	-	<b>WDX175</b>
115.8 (4.56)	71.4 (2.81)	66.8 (2.63)	19.1 (0.75)	77.7 (3.06)	88.9 (3.50)	82.6 (3.25)	47.8 (1.88)	-	<b>WDX110</b>

**Weatherproof Boxes, Covers, Lampholders and Lighting Fixtures****Two-Gang Weatherproof Outlet Boxes and Extensions**

Closure plugs, ground screw and mounting lugs included.

**NEC/CEC:**  
Listed for Ordinary Locations

	Depth (Inches)	Wiring Cubic Inch Capacity	Hub Size (Inches)	No. of Hubs	Catalog Number
	2.2	30.2	1/2	7	<b>WSK250</b>
	2.2	30.2	3/4	7	<b>WSK275</b>
	2.2	30.2	1/2	4	<b>WSL250</b>
	2.2	30.2	3/4	4	<b>WSL275</b>
	2.2	30.2	1/2	3	<b>WSM250</b>
	2.2	30.2	3/4	3	<b>WSM275</b>
	2.2	30.2	1	3	<b>WSM210</b>
	2.2	30.2	1/2	5	<b>WSP250</b>
	2.2	30.2	3/4	5	<b>WSP275</b>
	2.2	30.2	1/2	6	<b>WSR250</b>
	2.2	30.2	3/4	6	<b>WSR275</b>

# Weatherproof Boxes, Covers, Lampholders and Lighting Fixtures

## Two-Gang Weatherproof Outlet Boxes and Extensions

Closure plugs, ground screw and mounting lugs included.

**NEC/CEC:**  
Listed for Ordinary Locations

	Depth (Inches)	Wiring Cubic Inch Capacity	HubSize (Inches)	No. Of Hubs	Catalog Number
	2.2	30.2	1/2	7	WST250
	2.2	30.2	3/4	7	WST275
	2.2	30.2	1/2	5	WSX250
	2.2	30.2	3/4	5	WSX275
	2.2	30.2	1	5	WSX210
	2.78	36	1/2	7	WDK250
	2.78	36	3/4	7	WDK275
	2.78	36	1	7	WDK210
	2.78	36	1/2	5	WDP250
	2.78	36	3/4	5	WDP275
	2.78	36	1	5	WDP210
	1	16	—	—	WE2

COMMERCIAL AND INDUSTRIAL FITTINGS: WEATHERPROOF BOXES, COVERS AND LIGHTING FIXTURES

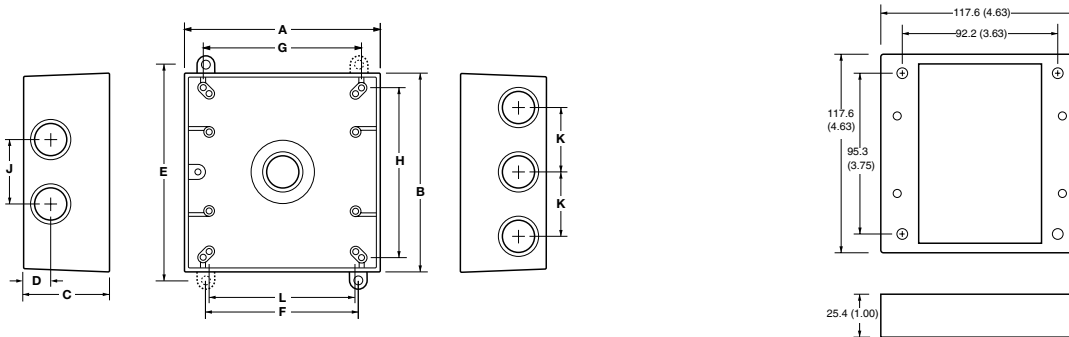
 **Appleton** OZGEDNEY

# Weatherproof Boxes, Covers, Lampholders and Lighting Fixtures

## Two-Gang Box and Extension Dimensions

NEC/CEC:  
Listed for Ordinary Locations

### Dimensions in Millimeters (Inches)



**Extension WE2 – Dimensions in Millimeters (Inches)** Extensions and Extension Adapters are used to provide additional capacity needed for NEC box fill requirements. Adapters allow installer to add “take-offs” to new boxes and/or devices.


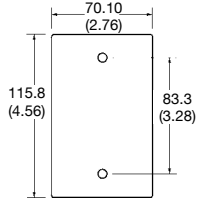

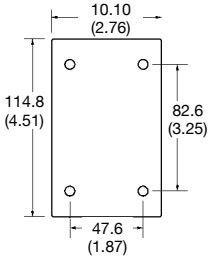

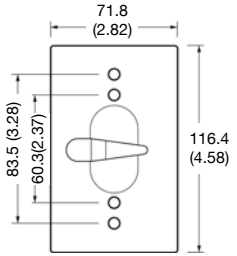

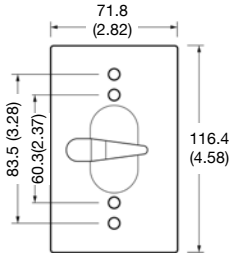

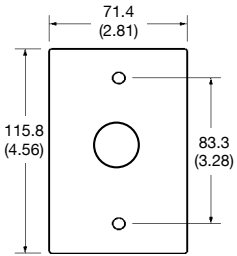
A	B	C	D	E	F	G	H	J	K	L	Catalog Number
115.0 (4.52)	115.0 (4.52)	54.5 (2.14)	16.0 (0.63)	123.6 (4.86)	98.2 (3.86)	93.7 (3.69)	96.1 (3.78)	-	-	82.6 (3.25)	<b>WSK250</b>
115.0 (4.52)	115.0 (4.52)	54.5 (2.14)	16.0 (0.63)	123.6 (4.86)	98.2 (3.86)	93.7 (3.69)	96.1 (3.78)	-	-	82.6 (3.25)	<b>WSK275</b>
115.0 (4.52)	115.0 (4.52)	54.5 (2.14)	16.0 (0.63)	123.6 (4.86)	98.2 (3.86)	93.7 (3.69)	96.1 (3.78)	38.1 (1.50)	-	82.6 (3.25)	<b>WSL250</b>
115.0 (4.52)	115.0 (4.52)	54.5 (2.14)	16.0 (0.63)	123.6 (4.86)	98.2 (3.86)	93.7 (3.69)	96.1 (3.78)	38.1 (1.50)	-	82.6 (3.25)	<b>WSL275</b>
115.0 (4.52)	115.0 (4.52)	54.5 (2.14)	16.0 (0.63)	123.6 (4.86)	98.2 (3.86)	93.7 (3.69)	96.1 (3.78)	-	-	82.6 (3.25)	<b>WSM250</b>
115.0 (4.52)	115.0 (4.52)	54.5 (2.14)	16.0 (0.63)	123.6 (4.86)	98.2 (3.86)	93.7 (3.69)	96.1 (3.78)	-	-	82.6 (3.25)	<b>WSM275</b>
115.0 (4.52)	115.0 (4.52)	54.5 (2.14)	16.0 (0.63)	123.6 (4.86)	98.2 (3.86)	93.7 (3.69)	96.1 (3.78)	-	-	82.6 (3.25)	<b>WSM210</b>
115.0 (4.52)	115.0 (4.52)	54.5 (2.14)	16.0 (0.63)	123.6 (4.86)	98.2 (3.86)	93.7 (3.69)	96.1 (3.78)	38.1 (1.50)	-	82.6 (3.25)	<b>WSP250</b>
115.0 (4.52)	115.0 (4.52)	54.5 (2.14)	16.0 (0.63)	123.6 (4.86)	98.2 (3.86)	93.7 (3.69)	96.1 (3.78)	38.1 (1.50)	-	82.6 (3.25)	<b>WSP275</b>
115.0 (4.52)	115.0 (4.52)	54.5 (2.14)	16.0 (0.63)	123.6 (4.86)	98.2 (3.86)	93.7 (3.69)	96.1 (3.78)	38.1 (1.50)	-	82.6 (3.25)	<b>WSR250</b>
115.0 (4.52)	115.0 (4.52)	54.5 (2.14)	16.0 (0.63)	123.6 (4.86)	98.2 (3.86)	93.7 (3.69)	96.1 (3.78)	38.1 (1.50)	-	82.6 (3.25)	<b>WSR275</b>
115.0 (4.52)	115.0 (4.52)	54.5 (2.14)	16.0 (0.63)	123.6 (4.86)	98.2 (3.86)	93.7 (3.69)	96.1 (3.78)	-	38.1 (1.50)	82.6 (3.25)	<b>WST250</b>
115.0 (4.52)	115.0 (4.52)	54.5 (2.14)	16.0 (0.63)	123.6 (4.86)	98.2 (3.86)	93.7 (3.69)	96.1 (3.78)	-	38.1 (1.50)	82.6 (3.25)	<b>WST275</b>
115.0 (4.52)	115.0 (4.52)	54.5 (2.14)	16.0 (0.63)	123.6 (4.86)	98.2 (3.86)	93.7 (3.69)	96.1 (3.78)	-	-	82.6 (3.25)	<b>WSX250</b>
115.0 (4.52)	115.0 (4.52)	54.5 (2.14)	16.0 (0.63)	123.6 (4.86)	98.2 (3.86)	93.7 (3.69)	96.1 (3.78)	-	-	82.6 (3.25)	<b>WSX275</b>
115.0 (4.52)	115.0 (4.52)	54.5 (2.14)	16.0 (0.63)	123.6 (4.86)	98.2 (3.86)	93.7 (3.69)	96.1 (3.78)	-	-	82.6 (3.25)	<b>WSX210</b>
115.0 (4.52)	115.0 (4.52)	67.8 (2.66)	21.7 (0.85)	123.6 (4.86)	98.2 (3.86)	93.7 (3.69)	96.1 (3.78)	38.1 (1.50)	-	82.6 (3.25)	<b>WDK250</b>
115.0 (4.52)	115.0 (4.52)	67.8 (2.66)	21.7 (0.85)	123.6 (4.86)	98.2 (3.86)	93.7 (3.69)	96.1 (3.78)	38.1 (1.50)	-	82.6 (3.25)	<b>WDK275</b>
115.0 (4.52)	115.0 (4.52)	67.8 (2.66)	21.7 (0.85)	123.6 (4.86)	98.2 (3.86)	93.7 (3.69)	96.1 (3.78)	38.1 (1.50)	-	82.6 (3.25)	<b>WDK210</b>
115.0 (4.52)	115.0 (4.52)	67.8 (2.66)	21.7 (0.85)	123.6 (4.86)	98.2 (3.86)	93.7 (3.69)	96.1 (3.78)	38.1 (1.50)	-	82.6 (3.25)	<b>WDP250</b>
115.0 (4.52)	115.0 (4.52)	67.8 (2.66)	21.7 (0.85)	123.6 (4.86)	98.2 (3.86)	93.7 (3.69)	96.1 (3.78)	38.1 (1.50)	-	82.6 (3.25)	<b>WDP275</b>
115.0 (4.52)	115.0 (4.52)	67.8 (2.66)	21.7 (0.85)	123.6 (4.86)	98.2 (3.86)	93.7 (3.69)	96.1 (3.78)	38.1 (1.50)	-	82.6 (3.25)	<b>WDP210</b>

# Weatherproof Boxes, Covers, Lampholders and Lighting Fixtures

## One-Gang Weatherproof Covers

Gasket and mounting hardware included.

NEC/CEC:  
Listed for Ordinary Locations

	Description	Orientation	For use with devices	Color	Catalog Number	Dimensions in Millimeters (Inches)
	Blank Cover, 2-screws (stamped aluminum)	Universal	—	Gray	<b>WCB1</b>	
	Blank Cover, 4-screws (stamped aluminum)	Universal	—	Gray	<b>WCB14</b>	
	Toggle Switch Cover	Vertical	Switch (10A - 20A)	Gray	<b>WCT1</b>	
	Toggle Switch Cover w/ switch	Vertical	Switch (15A, 1-pole)	Gray	<b>WCT115</b>	
	Toggle Switch Cover w/ switch	Vertical	Switch (15A, 3 Way)	Gray	<b>WCT113</b>	
	Cover with Photocell (stamped aluminum)	Universal	Photocell (120A, 300W)	Gray	<b>WCE1</b>	


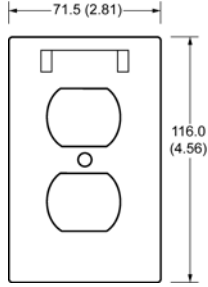


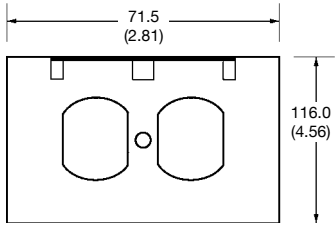




# Weatherproof Boxes, Covers, Lampholders and Lighting Fixtures

## One-Gang Weatherproof Covers

Gasket and mounting hardware included.

NEC/CEC:  
Listed for Ordinary Locations

	Description	Orientation	For use with devices	Color	Catalog Number	Dimensions in Millimeters (Inches)
	Self closing cover	Vertical	Duplex Recept or Switch	Gray	<b>WVD1</b> ①	
	Self closing cover 3/16" hole for padlock	Vertical	Duplex Recept or Switch	Gray	<b>WVDL1</b> ②	
	Self closing cover	Horizontal	Duplex Recept or Switch	Gray	<b>WHD1</b> ①	
	Stay open cover	Horizontal	Duplex Recept or Switch	Gray	<b>WHDO1</b> ③	
	Self closing cover w/ recept	Horizontal	Duplex Recept	Gray	<b>WHD1WR</b>	

① Catalog number shown represents gray color. White (Suffix **-W**) and Bronze (Suffix **-B**) also available. Consult local sales representative for lead time.

② Hasp diameter 3/16". Lock not included.


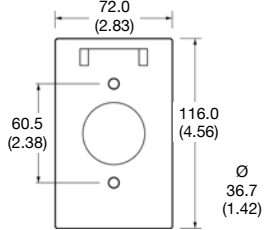

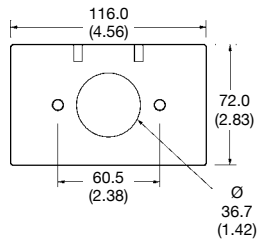

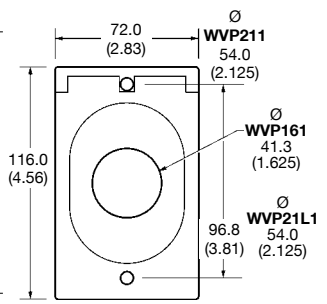
③ Not UL Listed.

# Weatherproof Boxes, Covers, Lampholders and Lighting Fixtures

## One-Gang Weatherproof Covers

Gasket and mounting hardware included.

NEC/CEC:  
Listed for Ordinary Locations

	Description	Orientation	For use with devices	Color	Catalog Number	Dimensions in Millimeters (Inches)
	Self Closing Cover	Vertical	Single Recept or Switch	Gray	<b>WVS1</b>	
	Self Closing Cover	Horizontal	Single Recept or Switch	Gray	<b>WHS1</b>	
	Self Closing Power Outlet Cover (2.125" opening)	Vertical	Single Recept (20A-50A)	Gray	<b>WVP211</b>	
	Self Closing Power Outlet Cover (1.625" opening)	Vertical	Single Recept	Gray	<b>WVP161</b>	
	Self Closing Power Outlet Cover (2.125" opening)	Vertical	Single Recept (20A-50A)	Gray	<b>WVP21L1</b> ①	


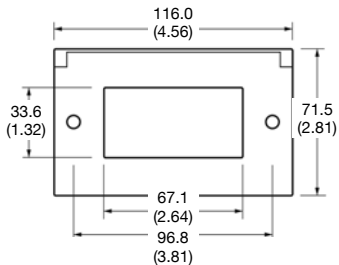

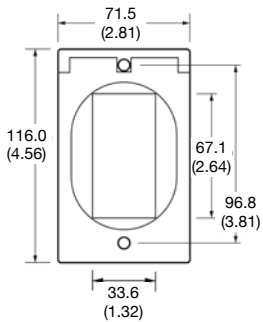
① Hasp diameter 3/16". Lock not included.

# Weatherproof Boxes, Covers, Lampholders and Lighting Fixtures

## One-Gang Weatherproof Covers

Gasket and mounting hardware included.

**NEC/CEC:**  
Listed for Ordinary Locations

	Description	Orientation	For use with devices	Color	Catalog Number	Dimensions in Millimeters (Inches)
	Self closing cover	Horizontal	GFCI	Gray	<b>WHG1</b> ①	
	Self closing cover	Vertical	GFCI	Gray	<b>WVG1</b> ①	


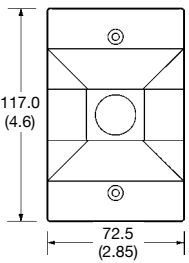

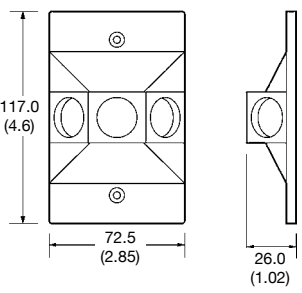

① Catalog number shown represents gray color. White (Suffix **-W**) and Bronze (Suffix **-B**) also available. Consult local sales representative for lead time.

# Weatherproof Boxes, Covers, Lampholders and Lighting Fixtures

## One-Gang Weatherproof Covers

Gasket and mounting hardware included.

NEC/CEC:  
Listed for Ordinary Locations

	Description	Orientation	For use with devices	Color	Catalog Number	Dimensions in Millimeters (Inches)
	Raised Cover, one 1/2" hub	Universal	1 Photocell or lampholder	Gray	WC1150	
	Raised Cover, three 1/2" hubs	Universal	3 Photocells or lampholders	Gray	WC1350 ①	For horizontal to downward aiming (For use with 150 W max lamp) 
	Raised Cover, two 1/2" hubs with lampholders	Universal	2 Lampholders included	Gray	WC12L	



① Catalog number shown represents gray color. White (Suffix -W) and Bronze (Suffix -B) also available. Consult local sales representative for lead time.

# Weatherproof Boxes, Covers, Lampholders and Lighting Fixtures

## One-Gang Weatherproof In-Use Covers with Inserts


Gasket and mounting hardware included.

NEC/CEC:  
Listed for Ordinary Locations

	Description	Orientation	Color	Catalog Number
	In-Use cover, 2-7/8" deep 3/8" hole for padlock (polycarbonate)	Universal	Clear	<b>WCIU</b>
	In-Use cover, 3-1/2" deep 3/8" hole for padlock (polycarbonate)	Universal	Clear	<b>WCDIU1</b>

### WCIU1 and WCDIU1 Inserts 3 inserts produce 14 configurations

Single gang In-Use inserts can be used in both vertical and horizontal applications, by simply changing the hinge points.



① Provided with inserts, devices not included.

# Weatherproof Boxes, Covers, Lampholders and Lighting Fixtures

## One-Gang Weatherproof In-Use Covers with Inserts

**NEC/CEC:**  
Listed for Ordinary Locations

### Applications

- For use in damp or wet locations.

### Features

- Extra-Duty rated per the requirements of the NEC.
- Provides weather protection with cover closed and cords plugged in.
- Multi-height lever adjusts to create a cover depth of 2-3/4" or 3-1/2".
- Impact rated.
- Adhesive sealing gasket factory installed to ease installation.
- Reinforced hinge withstands 40 lbs. stress test.
- Device inserts snap into place without the use of tools.
- Extra-large cord opening for heavy gauge cords.
- Sleek industrial design.
- Lockable.

### Standard Materials

- Body/cover: diecast aluminum
- Lever: stamped steel

### Standard Finishes

- Lever: zinc plated

### NEC/CEC Certifications and Compliances

- UL Standard: 514D
- CSA Standard: C22.1
- cULus Listed: E2527

	Description	Orientation	Catalog Number	Dimensions In Millimeters (Inches)	
	1-Gang In Use Cover	Vertical	WCIU1DV		
	1-Gang In Use Cover	Horizontal	WCIU1DH		

### Inserts

Round						
Duplex	GFCI	Switch	2-1/8"	1-11/16"	1-5/8"	1-5/8"
Duplex Adapter	GFCI Adapter	2-1/8" Adapter 1-5/8" Ring Switch Adapter	2-1/8" Adapter	1-11/16" Ring	1-5/8" Ring	1-5/8" Ring

# Weatherproof Boxes, Covers, Lampholders and Lighting Fixtures

## Two-Gang Weatherproof Covers

Gasket and mounting hardware included.

NEC/CEC:  
Listed for Ordinary Locations


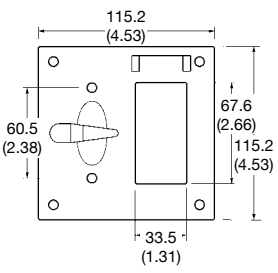

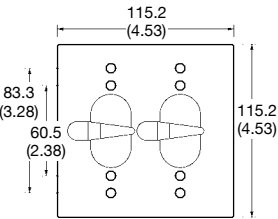
	Description	Orientation	For use with devices	Color	Catalog Number	Dimensions in Millimeters (Inches)
	Blank Cover (stamped aluminum)	Universal	—	Gray	<b>WCB24</b>	
	Self Closing Cover	Vertical	Single Recept and GFCI	Gray	<b>WVSG2</b>	
	Self Closing Cover	Vertical	Duplex Recept and GFCI	Gray	<b>WVDG2</b>	
	Self Closing Cover	Vertical	2 GFCI	Gray	<b>WVGG2</b>	

# Weatherproof Boxes, Covers, Lampholders and Lighting Fixtures

## Two-Gang Weatherproof Covers

Gasket and mounting hardware included.

**NEC/CEC:**  
Listed for Ordinary Locations

Description	Orientation	For use with devices	Color	Catalog Number	Dimensions in Millimeters (Inches)
	Self Closing Cover	Vertical	Switch and GFCI	Gray <b>WVTG2</b>	
	Toggle Switch Cover (stamped aluminum)	Vertical	2 Switches (15A - 20A)	Gray <b>WTT2</b>	


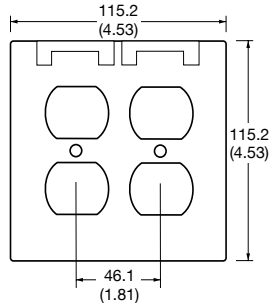

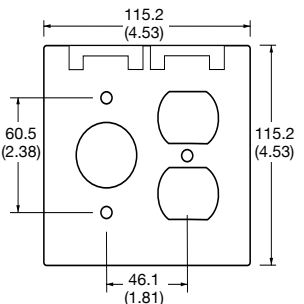

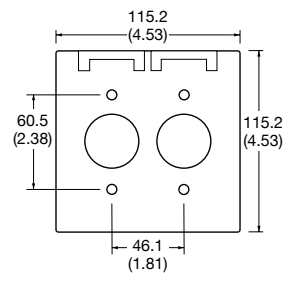


# Weatherproof Boxes, Covers, Lampholders and Lighting Fixtures

## Two-Gang Weatherproof Covers

Gasket and mounting hardware included.

NEC/CEC:  
Listed for Ordinary Locations

	Description	Orientation	For use with devices	Color	Catalog Number	Dimensions in Millimeters (Inches)
	Self closing cover	Vertical	2 Duplex Recept or Switches	Gray	<b>WVDD2</b>	
	Self closing cover	Vertical	Single Recept and Duplex Recept	Gray	<b>WVSD2</b> ①	
	Self closing cover	Vertical	2 Single Recept or Switches	Gray	<b>WVSS2</b> ①	

① Catalog number shown represents gray color. White (Suffix -W) and Bronze (Suffix -B) also available. Consult local sales representative for lead time.



# Weatherproof Boxes, Covers, Lampholders and Lighting Fixtures

## Two-Gang Weatherproof In-Use Covers with Inserts

**NEC/CEC:**  
Listed for Ordinary Locations

### Applications

- For use in damp or wet locations.

### Features

- Extra-Duty rated per the requirements of the NEC.
- Provides weather protection with cover closed and cords plugged in.
- Multi-height lever adjusts to create a cover depth of 2-3/4" or 3-1/2".
- Impact rated.
- Adhesive sealing gasket factory installed to ease installation.
- Reinforced hinge withstands 40 lbs. stress test.
- Device inserts snap into place without the use of tools.
- Extra-large cord opening for heavy gauge cords.
- Sleek industrial design.
- Lockable.

### Standard Materials


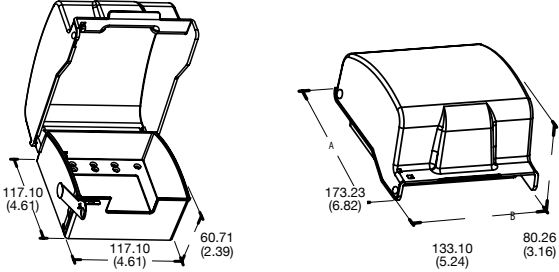
- Body/cover: diecast aluminum
- Lever: stamped steel

### Standard Finishes








- Lever: zinc plated

### NEC/CEC Certifications and Compliances

- UL Standard: 514D
- CSA Standard: C22.1
- cULus Listed: E2527

Description	Orientation	Catalog Number	Dimensions In Millimeters (Inches)
 <p>2-Gang In Use Cover</p>	Horizontal	WCIU2SD	 <p>117.10 (4.61) 60.71 (2.39) 173.23 (6.82) 133.10 (5.24) 80.26 (3.16)</p>

### Inserts


Round						
Duplex	GFCI	Switch	2-1/8"	1-11/16"	1-5/8"	1-5/8"
						
Duplex Adapter	GFCI Adapter	2-1/8" Adapter 1-5/8" Ring Switch Adapter	2-1/8" Adapter	1-11/16" Ring	1-5/8" Ring	1-5/8" Ring

# Weatherproof Boxes, Covers, Lampholders and Lighting Fixtures

## Two-Gang Weatherproof In-Use Covers with Inserts


Gasket and mounting hardware included.

NEC/CEC:  
Listed for Ordinary Locations

	Description	Orientation	Color	Catalog Number
	<p>In-Use Cover, 2-1/4" Deep (polycarbonate) 3/8" hole for padlock</p>	<p>Vertical</p>	<p>Clear</p>	<p>WCIU2 ①</p>

### WCIU2 Inserts- 6 inserts produce 70 configurations

Two gang In-Use convertible inserts snap together to create combinations for almost every application.






① Provided with inserts, devices not included.

# Weatherproof Boxes, Covers, Lampholders and Lighting Fixtures

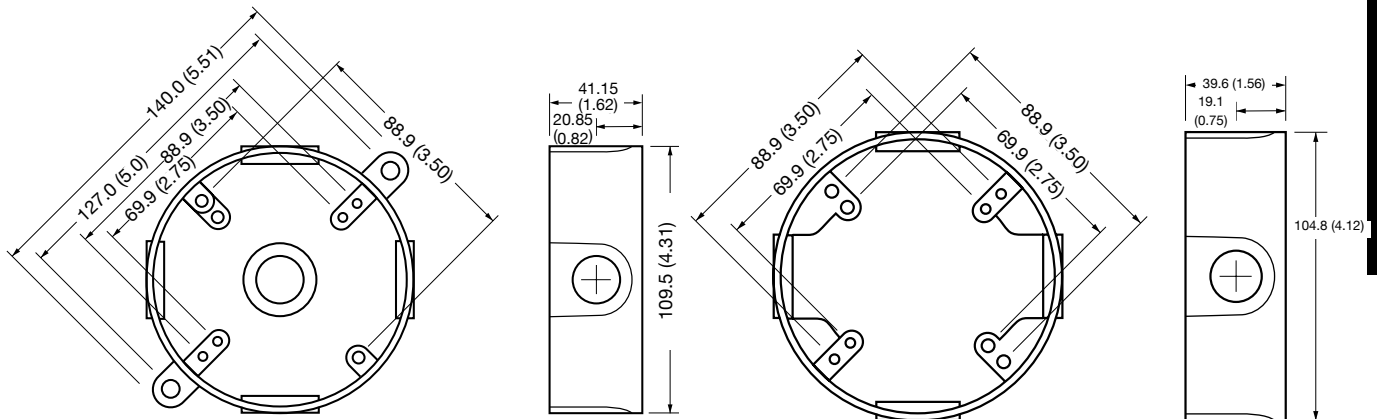
## Round Weatherproof Outlet Boxes and Extensions

Closure plugs, ground screw and mounting lugs included.

NEC/CEC:  
Listed for Ordinary Locations

	Depth (Inches)	Wiring Cubic Inch Capacity	Hub Size (Inches)	No. Of Hubs	Catalog Number
	1.62	16	1/2	5	WRX50 ①
	1.62	16	3/4	5	WRX75 ①
	1.62	16	1/2	5	WRX50CG
	1.62	16	3/4	5	WRX75CG
	1.62	16.5	1/2	4	WERX50
	1.62	16.5	3/4	4	WERX75

### Dimensions in Millimeters (Inches)



WRX50  
WRX75  
WRX50CG  
WRX75CG

#### Extension WERX50/WERX75

Extensions and Extension Adapters are used to provide additional capacity needed for NEC box fill requirements. Adapters allow installer to add "take-offs" to new boxes and/or devices.


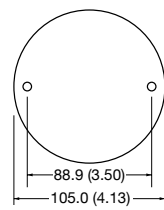

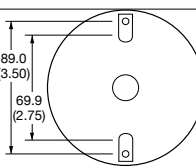

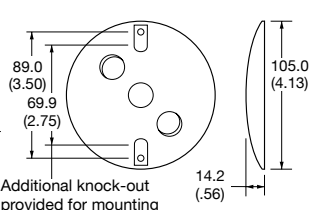

① Catalog number shown represents gray color. White (Suffix -W) and Bronze (Suffix -B) also available. Consult local sales representative for lead time.

# Weatherproof Boxes, Covers, Lampholders and Lighting Fixtures

## Round Weatherproof Covers


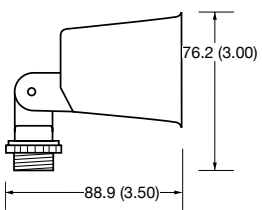
Gasket and mounting hardware included. Lampholders are adjustable. Porcelain sockets.

**NEC/CEC:**  
Listed for Ordinary Locations

	Description	Orientation	For use with devices	Color	Catalog Number	Dimensions in Millimeters (Inches)
	Blank Cover, 4" OD (stamped aluminum)	Universal	—	Gray	<b>WCBR</b>	
	Raised Cover, One 1/2" hub	Universal	1 Photocell or lampholder	Gray	<b>WCR150</b> ①	 Additional knock-out provided for mounting to 3-1/2" Round Box.
	Raised Cover, Three 1/2" hubs	Universal	3 Photocells or lampholders	Gray	<b>WCR350</b> ①	 Additional knock-out provided for mounting to 3-1/2" Round Box.
	Raised Cover, two 1/2" hubs with lampholders	Universal	2 Lampholders included	Gray	<b>WCR2L</b> ②	

### Locking swivel knuckle permits lamp positioning and aiming.

Supplied with porcelain sockets, gaskets, extra long leads, locknut and other hardware. For aiming horizontal or downward. For use with 150 W.

	Description	Color	Catalog Number	Dimensions in Millimeters (Inches)
	Lampholder	Unfinished Metal	<b>WLU1</b>	
	Finished Lampholder	Gray	<b>WLI</b> ①	


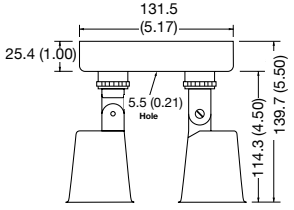

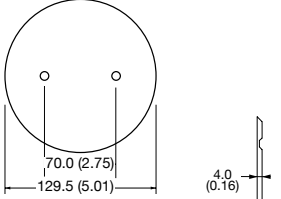

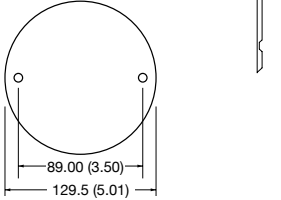
① Catalog number shown represents gray color. White (Suffix **-W**) and Bronze (Suffix **-B**) also available. Consult local sales representative for lead time.

② For horizontal to downward aiming For use with 150W max. lamp. Box not included.

# Weatherproof Boxes, Covers, Lampholders and Lighting Fixtures

## Ceiling Plates and Lampholders

NEC/CEC:  
Listed for Ordinary Locations

	Description	Orientation	For use with devices	Color	Catalog Number	Dimensions in Millimeters (Inches)
	Ceiling plate (deep) with lampholders	Universal	2 Lampholders included	White	<b>WCRD2LW</b> ①	
	Ceiling plate w/ beveled edge	Universal	—	White	<b>WCRB3W</b>	
	Ceiling plate w/ beveled edge	Universal	—	White	<b>WCRB4W</b>	

① For use with 150W max. lamp.




# Weatherproof Boxes, Covers, Lampholders and Lighting Fixtures

## Weatherproof Incandescent Fixtures

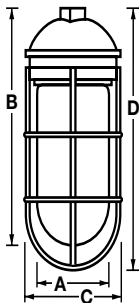
**NEC/CEC:**  
Listed for Ordinary Locations

**Factory assembled with guard, 120 volt rated.**

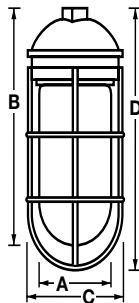
Ground screw, closure plugs and mounting lugs included. Use with 125 °C (257 °F) supply wire. Use with medium base incandescent lamps. Gray color.

	Mounting Style	Hub Size (Inches)	No. of Hubs	Wattage	Dimensions In Millimeters (Inches)						Catalog Number
					A	B	C	D	E	F	
	Pendant	1/2	1	100	85.0 (3.34)	231.0 (9.09)	105.5 (4.15)	251.0 (9.88)	—	—	<b>WFA1050G</b>
	Pendant	3/4	1	100	85.0 (3.34)	231.0 (9.09)	105.5 (4.15)	251.0 (9.88)	—	—	<b>WFA1075G</b>
	Pendant	1/2	1	200	109.8 (4.32)	266.7 (10.50)	135.5 (5.33)	279.4 (11.00)	—	—	<b>WFA2050G</b>
	Pendant	3/4	1	200	109.8 (4.32)	266.7 (10.50)	135.5 (5.33)	279.4 (11.00)	—	—	<b>WFA2075G</b>
	Ceiling	1/2	5	100	85.0 (3.34)	219.0 (8.62)	105.5 (4.15)	238.0 (9.37)	—	—	<b>WFC1050G</b>
	Ceiling	3/4	5	100	85.0 (3.34)	219.0 (8.62)	108.0 (4.15)	238.0 (9.37)	—	—	<b>WFC1075G</b>
	Ceiling	1/2	5	200	109.8 (4.32)	266.7 (10.50)	135.5 (5.33)	273.1 (10.75)	—	—	<b>WFC2050G</b>
	Ceiling	3/4	5	200	109.8 (4.32)	266.7 (10.50)	135.5 (5.33)	273.1 (10.75)	—	—	<b>WFC2075G</b>
	Wall	1/2	5	100	85.0 (3.34)	184.2 (7.25)	105.5 (4.15)	207.0 (8.14)	118.0 (4.64)	106.0 (4.17)	<b>WFW1050G</b>
	Wall	3/4	5	100	85.0 (3.34)	184.2 (7.25)	105.5 (4.15)	207.0 (8.14)	118.0 (4.64)	106.0 (4.17)	<b>WFW1075G</b>
	Wall	1/2	5	200	109.8 (4.32)	222.3 (8.75)	135.5 (5.33)	235.0 (9.25)	118.0 (4.64)	114.3 (4.50)	<b>WFW2050G</b>
	Wall	3/4	5	200	109.8 (4.32)	222.3 (8.75)	135.5 (5.33)	235.0 (9.25)	118.0 (4.64)	114.3 (4.50)	<b>WFW2075G</b>

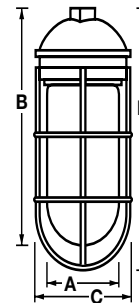
**Dimensions in Millimeters (Inches)**



WFA Series



WFC Series






WFW Series

# Weatherproof Boxes, Covers, Lampholders and Lighting Fixtures

## Accessories and Replacement Parts

NEC/CEC:  
Listed for Ordinary Locations

Accessories				
	Electrical Rating	Description	Color	Catalog Number
	120 Vac, 5 Amp	Automated Door Operated Light Switch	Metal	WSWITCH
	120 Vac, 300 watt	Photoelectric Night Switch with Time Delay for Lamp Posts	—	WPHOTO
	120 Vac, 300 watt	Photoelectric Night Switch with Time Delay 1/2" NPT w/locknut	Gray	WPHOTO50
Replacement Parts				
	Description	Color	Catalog Number	
	Universal 1 gang gasket	Black	WGSK1	
	Universal 2 gang gasket	Black	WGSK2	
	1 gang gasket, single and duplex covers	Black	WGSKD1	
	External lampholder gasket	Black	WGSKEL	
	2 Mounting lugs w/ screws	Gray	WLUGS	
	4-1" closure Plugs	Gray	WPLG104 ①	
	4-1/2" Closure Plugs	Gray	WPLG504 ①	
	4-3/4" Closure Plugs	Gray	WPLG754 ①	
	Heavy duty wire guard for 100 watt fixtures, #8 AWS	—	WFG1	
	Heavy duty wire guard for 200 watt fixtures, #8 AWS	—	WFG2	
	Glass globe for 100 W lighting fixtures	—	WFGL1	
	Glass globe for 200 W lighting fixtures	—	WFGL2	

① Catalog number shown represents gray color. White (Suffix -W) and Bronze (Suffix -B) also available. Consult local sales representative for lead time.



# Weatherproof Boxes, Covers, Lampholders and Lighting Fixtures

## NEC/CEC:

Listed for Ordinary Locations

## Applications

- Use in branch circuit wiring for wet, damp or dry locations.
- May be used as a junction box or a device box for switches, receptacles, GFCIs, etc.
- Lampholders are for use in exterior and interior applications to provide safety and security for driveways, doorways and walkways.
- Lighting fixtures are for use in areas where moisture ingress is a concern such as construction sites, tunnels, bridges and subways.

## Features

- Rugged continuous and seamless diecast construction prevents entry of dirt, dust and moisture.
- Polyester powder coating is applied for uniform cosmetic coating and weatherproof durability.
- Mounting can be achieved with mounting lugs (provided) or by using the integral mounting knockouts.
- Smooth, accurately tapped hubs prevent wire abrasion.
- Clear UL marking and volumetric marking cast into each box and extension ring facilitate electrical inspection.
- Continuous box and cover compression ensure complete sealing at gasket interface to prevent moisture entry.
- Lockable covers and covers with integral devices are offered.
- Closure plugs (2), mounting lugs (2) and green ground screw provided with each box.
- Mounting hardware and gasket provided with each cover.
- Locking swivel knuckle on lampholders permits positive lamp positioning and accurate directional aiming.
- Lampholders are supplied with all hardware including locknuts, porcelain sockets and internal gaskets for reliability and weather protection.
- Photocells and lampholders are supplied with long leads (4" from the end of the knuckle) to facilitate wiring.
- Lighting fixtures are factory assembled and fully gasketed to ensure fast and easy installation.
- Complete installation instructions are provided with each item.
- In-Use covers include patented inserts and comply with NEC requirements.
- Lighting fixtures are individually boxed, labeled and bar coded for ease of handling and identification.

## Standard Materials

- Boxes, extensions, covers, lamp-holders, lighting fixtures, and closure plugs: diecast aluminum
- In-use covers: polycarbonate or diecast aluminum
- Lugs: stamped aluminum (one- and two-gang boxes), integrally cast (round boxes)
- Cover screws: plated steel
- Gaskets: closed cell foam (covers), fiber (lampholders), closed cell foam or fiber (lighting fixtures)
- Glass: annealed glass
- Sockets: porcelain (lampholders and lighting fixtures)

## NEC/CEC Certifications and Compliances

- UL Standard: 514A, 514D, 1598 as applicable
- UL Listed: E2527, E53330
- CSA Standard: C22.2 No. 18.1, C22.2 No. 250.0 as applicable
- cUL Listed: E2527
- NEMA: FB-1, OS-1



Most of the boxes, covers and lampholders are individually shrink wrapped, labeled and bar coded for ease of handling and identification.






Sturdy corrugated boxes with easy lift-off top with shrink wrapping facilitate merchandising.

# Weatherproof Boxes, Covers, Lampholders and Lighting Fixtures

## One-Gang Weatherproof Outlet Boxes and Extensions

Closure plugs, ground screw and mounting lugs included.

NEC/CEC:  
Listed for Ordinary Locations

	Depth (Inches)	Wiring Cubic Inch Capacity	Hub Size (Inches)	No. Of Hubs	Catalog Number
	2	18.3	1/2	4	WSL150 ①
	2	18.3	3/4	4	WSL175
	2	18.3	1/2	3	WSM150 ①
	2	18.3	3/4	3	WSM175
	2	18.3	1	3	WSM110
	2	18.3	1/2	5	WSP150
	2	18.3	3/4	5	WSP175
	2	18.3	1/2	5	WSX150
	2	18.3	3/4	5	WSX175
	2	18.3	1	5	WSX110
	2-5/8	25.5	1/2	3	WDM150
	2-5/8	25.5	3/4	3	WDM175
	2-5/8	25.5	1	3	WDM110




① Catalog number shown represents gray color. White (Suffix -W) and Bronze (Suffix -B) also available. Consult local sales representative for lead time.

# Weatherproof Boxes, Covers, Lampholders and Lighting Fixtures

## One-Gang Weatherproof Outlet Boxes and Extensions

Closure plugs, ground screw and mounting lugs included.

**NEC/CEC:**  
Listed for Ordinary Locations

	Depth (Inches)	Wiring Cubic Inch Capacity	Hub Size (Inches)	No. Of Hubs	Catalog Number
	2-5/8	25.5	1/2	5	<b>WDX150</b>
	2-5/8	25.5	3/4	5	<b>WDX175</b>
	2-5/8	25.5	1	5	<b>WDX110</b>
	1	9.5	-	-	<b>WE1</b>
	1-1/2	12.5	1/2	4	<b>WEFX50</b>
	1-1/2	12.5	3/4	4	<b>WEFX75</b>

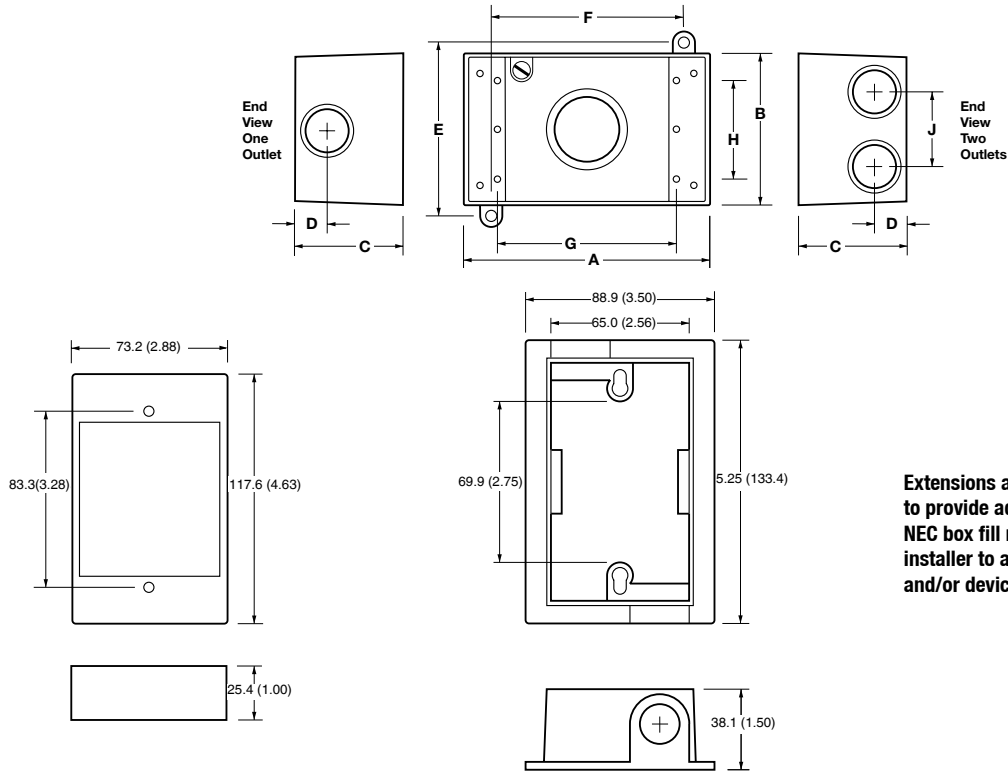
# Weatherproof Boxes, Covers, Lampholders and Lighting Fixtures

## One-Gang Box and Extension Dimensions

Closure plugs, ground screw and mounting lugs included.

NEC/CEC:  
Listed for Ordinary Locations

### Dimensions in Millimeters (Inches)



Extensions and Extension Adapters are used to provide additional capacity needed for NEC box fill requirements. Adapters allow installer to add "takeoffs" to new boxes and/or devices.

Extension E1






Flanged Extension Adapter: WEFX50, WEFX75

A	B	C	D	E	F	G	H	J	Catalog Number
115.8 (4.56)	71.4 (2.81)	50.8 (2.00)	17.5 (0.68)	77.7 (3.06)	88.9 (3.50)	82.6 (3.25)	47.8 (1.88)	36.5 (1.43)	WSL150
115.8 (4.56)	71.4 (2.81)	50.8 (2.00)	17.5 (0.68)	77.7 (3.06)	88.9 (3.50)	82.6 (3.25)	47.8 (1.88)	36.5 (1.43)	WSL175
115.8 (4.56)	71.4 (2.81)	50.8 (2.00)	17.5 (0.68)	77.7 (3.06)	88.9 (3.50)	82.6 (3.25)	47.8 (1.88)	-	WSM150
115.8 (4.56)	71.4 (2.81)	50.8 (2.00)	17.5 (0.68)	77.7 (3.06)	88.9 (3.50)	82.6 (3.25)	47.8 (1.88)	-	WSM175
115.8 (4.56)	71.4 (2.81)	50.8 (2.00)	17.5 (0.68)	77.7 (3.06)	88.9 (3.50)	82.6 (3.25)	47.8 (1.88)	-	WSM110
115.8 (4.56)	71.4 (2.81)	50.8 (2.00)	17.5 (0.68)	77.7 (3.06)	88.9 (3.50)	82.6 (3.25)	47.8 (1.88)	36.5 (1.43)	WSP150
115.8 (4.56)	71.4 (2.81)	50.8 (2.00)	17.5 (0.68)	77.7 (3.06)	88.9 (3.50)	82.6 (3.25)	47.8 (1.88)	36.5 (1.43)	WSP175
115.8 (4.56)	71.4 (2.81)	50.8 (2.00)	17.5 (0.68)	77.7 (3.06)	88.9 (3.50)	82.6 (3.25)	47.8 (1.88)	-	WSX150
115.8 (4.56)	71.4 (2.81)	50.8 (2.00)	17.5 (0.68)	77.7 (3.06)	88.9 (3.50)	82.6 (3.25)	47.8 (1.88)	-	WSX175
114.8 (4.52)	70.4 (2.77)	50.8 (2.00)	17.5 (0.68)	86.4 (3.40)	100.1 (3.94)	82.6 (3.25)	47.8 (1.88)	-	WSX110
115.8 (4.56)	71.4 (2.81)	66.8 (2.63)	19.1 (0.75)	77.7 (3.06)	88.9 (3.50)	82.6 (3.25)	47.8 (1.88)	-	WDM150
115.8 (4.56)	71.4 (2.81)	66.8 (2.63)	19.1 (0.75)	77.7 (3.06)	88.9 (3.50)	82.6 (3.25)	47.8 (1.88)	-	WDM175
115.8 (4.56)	71.4 (2.81)	66.8 (2.63)	19.1 (0.75)	77.7 (3.06)	88.9 (3.50)	82.6 (3.25)	47.8 (1.88)	-	WDM110
115.8 (4.56)	71.4 (2.81)	66.8 (2.63)	19.1 (0.75)	77.7 (3.06)	88.9 (3.50)	82.6 (3.25)	47.8 (1.88)	-	WDX150
115.8 (4.56)	71.4 (2.81)	66.8 (2.63)	19.1 (0.75)	77.7 (3.06)	88.9 (3.50)	82.6 (3.25)	47.8 (1.88)	-	WDX175
115.8 (4.56)	71.4 (2.81)	66.8 (2.63)	19.1 (0.75)	77.7 (3.06)	88.9 (3.50)	82.6 (3.25)	47.8 (1.88)	-	WDX110

**Weatherproof Boxes, Covers, Lampholders and Lighting Fixtures****Two-Gang Weatherproof Outlet Boxes and Extensions**

Closure plugs, ground screw and mounting lugs included.

**NEC/CEC:**  
Listed for Ordinary Locations

	Depth (Inches)	Wiring Cubic Inch Capacity	Hub Size (Inches)	No. of Hubs	Catalog Number
	2.2	30.2	1/2	7	<b>WSK250</b>
	2.2	30.2	3/4	7	<b>WSK275</b>
	2.2	30.2	1/2	4	<b>WSL250</b>
	2.2	30.2	3/4	4	<b>WSL275</b>
	2.2	30.2	1/2	3	<b>WSM250</b>
	2.2	30.2	3/4	3	<b>WSM275</b>
	2.2	30.2	1	3	<b>WSM210</b>
	2.2	30.2	1/2	5	<b>WSP250</b>
	2.2	30.2	3/4	5	<b>WSP275</b>
	2.2	30.2	1/2	6	<b>WSR250</b>
	2.2	30.2	3/4	6	<b>WSR275</b>

# Weatherproof Boxes, Covers, Lampholders and Lighting Fixtures

## Two-Gang Weatherproof Outlet Boxes and Extensions

Closure plugs, ground screw and mounting lugs included.

NEC/CEC:  
Listed for Ordinary Locations

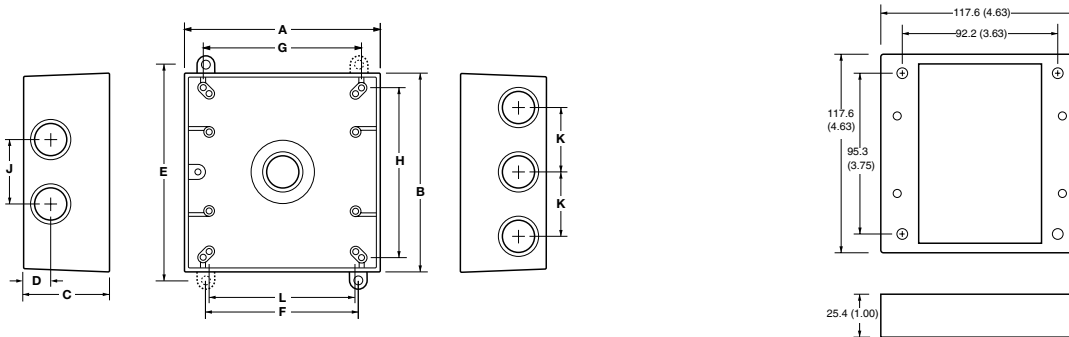
	Depth (Inches)	Wiring Cubic Inch Capacity	HubSize (Inches)	No. Of Hubs	Catalog Number
	2.2	30.2	1/2	7	WST250
	2.2	30.2	3/4	7	WST275
	2.2	30.2	1/2	5	WSX250
	2.2	30.2	3/4	5	WSX275
	2.2	30.2	1	5	WSX210
	2.78	36	1/2	7	WDK250
	2.78	36	3/4	7	WDK275
	2.78	36	1	7	WDK210
	2.78	36	1/2	5	WDP250
	2.78	36	3/4	5	WDP275
	2.78	36	1	5	WDP210
	1	16	—	—	WE2

# Weatherproof Boxes, Covers, Lampholders and Lighting Fixtures

## Two-Gang Box and Extension Dimensions

NEC/CEC:  
Listed for Ordinary Locations

### Dimensions in Millimeters (Inches)



**Extension WE2 – Dimensions in Millimeters (Inches)** Extensions and Extension Adapters are used to provide additional capacity needed for NEC box fill requirements. Adapters allow installer to add “take-offs” to new boxes and/or devices.


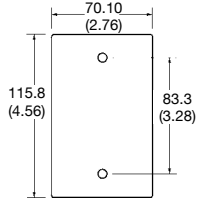

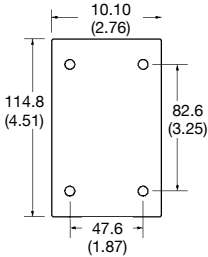

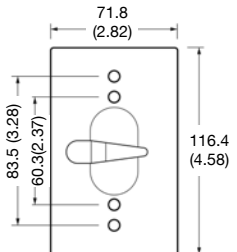

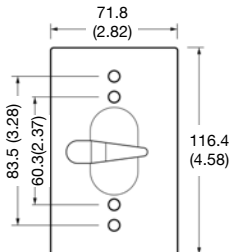

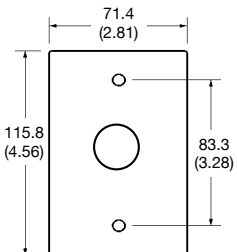
A	B	C	D	E	F	G	H	J	K	L	Catalog Number
115.0 (4.52)	115.0 (4.52)	54.5 (2.14)	16.0 (0.63)	123.6 (4.86)	98.2 (3.86)	93.7 (3.69)	96.1 (3.78)	-	-	82.6 (3.25)	<b>WSK250</b>
115.0 (4.52)	115.0 (4.52)	54.5 (2.14)	16.0 (0.63)	123.6 (4.86)	98.2 (3.86)	93.7 (3.69)	96.1 (3.78)	-	-	82.6 (3.25)	<b>WSK275</b>
115.0 (4.52)	115.0 (4.52)	54.5 (2.14)	16.0 (0.63)	123.6 (4.86)	98.2 (3.86)	93.7 (3.69)	96.1 (3.78)	38.1 (1.50)	-	82.6 (3.25)	<b>WSL250</b>
115.0 (4.52)	115.0 (4.52)	54.5 (2.14)	16.0 (0.63)	123.6 (4.86)	98.2 (3.86)	93.7 (3.69)	96.1 (3.78)	38.1 (1.50)	-	82.6 (3.25)	<b>WSL275</b>
115.0 (4.52)	115.0 (4.52)	54.5 (2.14)	16.0 (0.63)	123.6 (4.86)	98.2 (3.86)	93.7 (3.69)	96.1 (3.78)	-	-	82.6 (3.25)	<b>WSM250</b>
115.0 (4.52)	115.0 (4.52)	54.5 (2.14)	16.0 (0.63)	123.6 (4.86)	98.2 (3.86)	93.7 (3.69)	96.1 (3.78)	-	-	82.6 (3.25)	<b>WSM275</b>
115.0 (4.52)	115.0 (4.52)	54.5 (2.14)	16.0 (0.63)	123.6 (4.86)	98.2 (3.86)	93.7 (3.69)	96.1 (3.78)	-	-	82.6 (3.25)	<b>WSM210</b>
115.0 (4.52)	115.0 (4.52)	54.5 (2.14)	16.0 (0.63)	123.6 (4.86)	98.2 (3.86)	93.7 (3.69)	96.1 (3.78)	38.1 (1.50)	-	82.6 (3.25)	<b>WSP250</b>
115.0 (4.52)	115.0 (4.52)	54.5 (2.14)	16.0 (0.63)	123.6 (4.86)	98.2 (3.86)	93.7 (3.69)	96.1 (3.78)	38.1 (1.50)	-	82.6 (3.25)	<b>WSP275</b>
115.0 (4.52)	115.0 (4.52)	54.5 (2.14)	16.0 (0.63)	123.6 (4.86)	98.2 (3.86)	93.7 (3.69)	96.1 (3.78)	38.1 (1.50)	-	82.6 (3.25)	<b>WSR250</b>
115.0 (4.52)	115.0 (4.52)	54.5 (2.14)	16.0 (0.63)	123.6 (4.86)	98.2 (3.86)	93.7 (3.69)	96.1 (3.78)	38.1 (1.50)	-	82.6 (3.25)	<b>WSR275</b>
115.0 (4.52)	115.0 (4.52)	54.5 (2.14)	16.0 (0.63)	123.6 (4.86)	98.2 (3.86)	93.7 (3.69)	96.1 (3.78)	-	38.1 (1.50)	82.6 (3.25)	<b>WST250</b>
115.0 (4.52)	115.0 (4.52)	54.5 (2.14)	16.0 (0.63)	123.6 (4.86)	98.2 (3.86)	93.7 (3.69)	96.1 (3.78)	-	38.1 (1.50)	82.6 (3.25)	<b>WST275</b>
115.0 (4.52)	115.0 (4.52)	54.5 (2.14)	16.0 (0.63)	123.6 (4.86)	98.2 (3.86)	93.7 (3.69)	96.1 (3.78)	-	-	82.6 (3.25)	<b>WSX250</b>
115.0 (4.52)	115.0 (4.52)	54.5 (2.14)	16.0 (0.63)	123.6 (4.86)	98.2 (3.86)	93.7 (3.69)	96.1 (3.78)	-	-	82.6 (3.25)	<b>WSX275</b>
115.0 (4.52)	115.0 (4.52)	54.5 (2.14)	16.0 (0.63)	123.6 (4.86)	98.2 (3.86)	93.7 (3.69)	96.1 (3.78)	-	-	82.6 (3.25)	<b>WSX210</b>
115.0 (4.52)	115.0 (4.52)	67.8 (2.66)	21.7 (0.85)	123.6 (4.86)	98.2 (3.86)	93.7 (3.69)	96.1 (3.78)	38.1 (1.50)	-	82.6 (3.25)	<b>WDK250</b>
115.0 (4.52)	115.0 (4.52)	67.8 (2.66)	21.7 (0.85)	123.6 (4.86)	98.2 (3.86)	93.7 (3.69)	96.1 (3.78)	38.1 (1.50)	-	82.6 (3.25)	<b>WDK275</b>
115.0 (4.52)	115.0 (4.52)	67.8 (2.66)	21.7 (0.85)	123.6 (4.86)	98.2 (3.86)	93.7 (3.69)	96.1 (3.78)	38.1 (1.50)	-	82.6 (3.25)	<b>WDK210</b>
115.0 (4.52)	115.0 (4.52)	67.8 (2.66)	21.7 (0.85)	123.6 (4.86)	98.2 (3.86)	93.7 (3.69)	96.1 (3.78)	38.1 (1.50)	-	82.6 (3.25)	<b>WDP250</b>
115.0 (4.52)	115.0 (4.52)	67.8 (2.66)	21.7 (0.85)	123.6 (4.86)	98.2 (3.86)	93.7 (3.69)	96.1 (3.78)	38.1 (1.50)	-	82.6 (3.25)	<b>WDP275</b>
115.0 (4.52)	115.0 (4.52)	67.8 (2.66)	21.7 (0.85)	123.6 (4.86)	98.2 (3.86)	93.7 (3.69)	96.1 (3.78)	38.1 (1.50)	-	82.6 (3.25)	<b>WDP210</b>

# Weatherproof Boxes, Covers, Lampholders and Lighting Fixtures

## One-Gang Weatherproof Covers

Gasket and mounting hardware included.

NEC/CEC:  
Listed for Ordinary Locations

	Description	Orientation	For use with devices	Color	Catalog Number	Dimensions in Millimeters (Inches)
	Blank Cover, 2-screws (stamped aluminum)	Universal	—	Gray	<b>WCB1</b>	
	Blank Cover, 4-screws (stamped aluminum)	Universal	—	Gray	<b>WCB14</b>	
	Toggle Switch Cover	Vertical	Switch (10A - 20A)	Gray	<b>WCT1</b>	
	Toggle Switch Cover w/ switch	Vertical	Switch (15A, 1-pole)	Gray	<b>WCT115</b>	
	Toggle Switch Cover w/ switch	Vertical	Switch (15A, 3 Way)	Gray	<b>WCT113</b>	
	Cover with Photocell (stamped aluminum)	Universal	Photocell (120A, 300W)	Gray	<b>WCE1</b>	





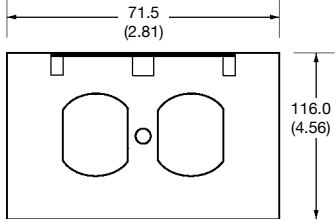




# Weatherproof Boxes, Covers, Lampholders and Lighting Fixtures

## One-Gang Weatherproof Covers

Gasket and mounting hardware included.

NEC/CEC:  
Listed for Ordinary Locations

	Description	Orientation	For use with devices	Color	Catalog Number	Dimensions in Millimeters (Inches)
	Self closing cover	Vertical	Duplex Recept or Switch	Gray	<b>WVD1</b> ①	
	Self closing cover 3/16" hole for padlock	Vertical	Duplex Recept or Switch	Gray	<b>WVDL1</b> ②	
	Self closing cover	Horizontal	Duplex Recept or Switch	Gray	<b>WHD1</b> ①	
	Stay open cover	Horizontal	Duplex Recept or Switch	Gray	<b>WHDO1</b> ③	
	Self closing cover w/ recept	Horizontal	Duplex Recept	Gray	<b>WHD1WR</b>	

① Catalog number shown represents gray color. White (Suffix **-W**) and Bronze (Suffix **-B**) also available. Consult local sales representative for lead time.

② Hasp diameter 3/16". Lock not included.


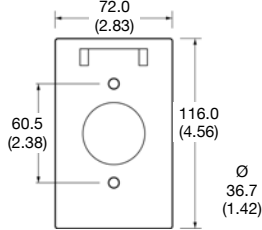

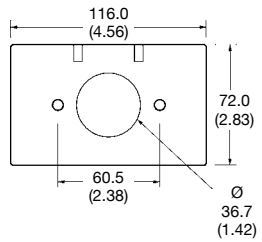

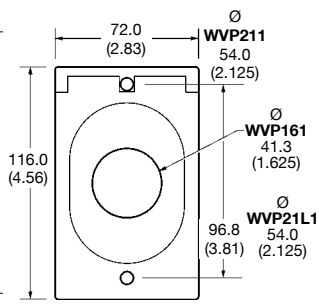
③ Not UL Listed.

# Weatherproof Boxes, Covers, Lampholders and Lighting Fixtures

## One-Gang Weatherproof Covers

Gasket and mounting hardware included.

NEC/CEC:  
Listed for Ordinary Locations

	Description	Orientation	For use with devices	Color	Catalog Number	Dimensions in Millimeters (Inches)
	Self Closing Cover	Vertical	Single Recept or Switch	Gray	<b>WVS1</b>	
	Self Closing Cover	Horizontal	Single Recept or Switch	Gray	<b>WHS1</b>	
	Self Closing Power Outlet Cover (2.125" opening)	Vertical	Single Recept (20A-50A)	Gray	<b>WVP211</b>	
	Self Closing Power Outlet Cover (1.625" opening)	Vertical	Single Recept	Gray	<b>WVP161</b>	
	Self Closing Power Outlet Cover (2.125" opening)	Vertical	Single Recept (20A-50A)	Gray	<b>WVP21L1</b> ①	


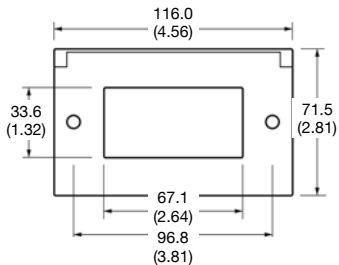
① Hasp diameter 3/16". Lock not included.

# Weatherproof Boxes, Covers, Lampholders and Lighting Fixtures

## One-Gang Weatherproof Covers

Gasket and mounting hardware included.

**NEC/CEC:**  
Listed for Ordinary Locations

	Description	Orientation	For use with devices	Color	Catalog Number	Dimensions in Millimeters (Inches)
	Self closing cover	Horizontal	GFCI	Gray	<b>WHG1</b> ①	
	Self closing cover	Vertical	GFCI	Gray	<b>WVG1</b> ①	


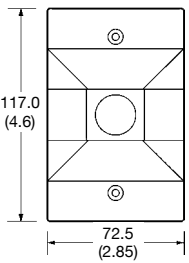

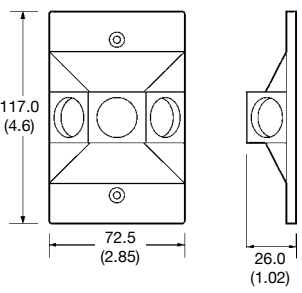

① Catalog number shown represents gray color. White (Suffix **-W**) and Bronze (Suffix **-B**) also available. Consult local sales representative for lead time.

# Weatherproof Boxes, Covers, Lampholders and Lighting Fixtures

## One-Gang Weatherproof Covers

Gasket and mounting hardware included.

NEC/CEC:  
Listed for Ordinary Locations

	Description	Orientation	For use with devices	Color	Catalog Number	Dimensions in Millimeters (Inches)
	Raised Cover, one 1/2" hub	Universal	1 Photocell or lampholder	Gray	WC1150	
	Raised Cover, three 1/2" hubs	Universal	3 Photocells or lampholders	Gray	WC1350 ①	For horizontal to downward aiming (For use with 150 W max lamp) 
	Raised Cover, two 1/2" hubs with lampholders	Universal	2 Lampholders included	Gray	WC12L	



① Catalog number shown represents gray color. White (Suffix -W) and Bronze (Suffix -B) also available. Consult local sales representative for lead time.

# Weatherproof Boxes, Covers, Lampholders and Lighting Fixtures

## One-Gang Weatherproof In-Use Covers with Inserts


Gasket and mounting hardware included.

NEC/CEC:  
Listed for Ordinary Locations

	Description	Orientation	Color	Catalog Number
	In-Use cover, 2-7/8" deep 3/8" hole for padlock (polycarbonate)	Universal	Clear	WCIU
	In-Use cover, 3-1/2" deep 3/8" hole for padlock (polycarbonate)	Universal	Clear	WCDIU1

### WCIU1 and WCDIU1 Inserts 3 inserts produce 14 configurations

Single gang In-Use inserts can be used in both vertical and horizontal applications, by simply changing the hinge points.



① Provided with inserts, devices not included.

# Weatherproof Boxes, Covers, Lampholders and Lighting Fixtures

## One-Gang Weatherproof In-Use Covers with Inserts

**NEC/CEC:**  
Listed for Ordinary Locations

### Applications

- For use in damp or wet locations.

### Features

- Extra-Duty rated per the requirements of the NEC.
- Provides weather protection with cover closed and cords plugged in.
- Multi-height lever adjusts to create a cover depth of 2-3/4" or 3-1/2".
- Impact rated.
- Adhesive sealing gasket factory installed to ease installation.
- Reinforced hinge withstands 40 lbs. stress test.
- Device inserts snap into place without the use of tools.
- Extra-large cord opening for heavy gauge cords.
- Sleek industrial design.
- Lockable.

### Standard Materials

- Body/cover: diecast aluminum
- Lever: stamped steel

### Standard Finishes

- Lever: zinc plated

### NEC/CEC Certifications and Compliances

- UL Standard: 514D
- CSA Standard: C22.1
- cULus Listed: E2527

	Description	Orientation	Catalog Number	Dimensions In Millimeters (Inches)	
	1-Gang In Use Cover	Vertical	WCIU1DV		
	1-Gang In Use Cover	Horizontal	WCIU1DH		

### Inserts


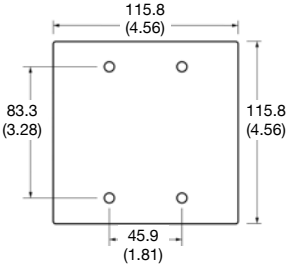

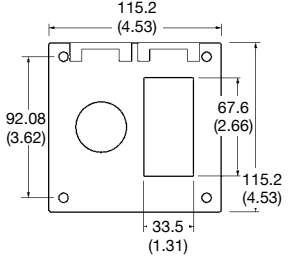

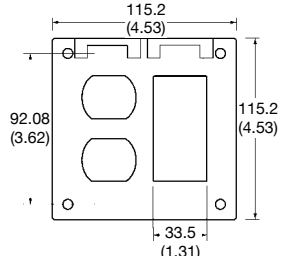

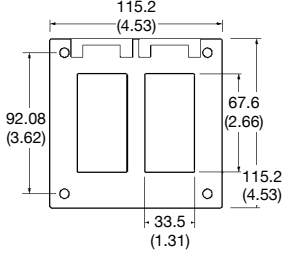
Round						
Duplex	GFCI	Switch	2-1/8"	1-11/16"	1-5/8"	1-5/8"
Duplex Adapter	GFCI Adapter	2-1/8" Adapter 1-5/8" Ring Switch Adapter	2-1/8" Adapter	1-11/16" Ring	1-5/8" Ring	1-5/8" Ring

# Weatherproof Boxes, Covers, Lampholders and Lighting Fixtures

## Two-Gang Weatherproof Covers

Gasket and mounting hardware included.

NEC/CEC:  
Listed for Ordinary Locations





	Description	Orientation	For use with devices	Color	Catalog Number	Dimensions in Millimeters (Inches)
	Blank Cover (stamped aluminum)	Universal	—	Gray	<b>WCB24</b>	
	Self Closing Cover	Vertical	Single Recept and GFCI	Gray	<b>WVSG2</b>	
	Self Closing Cover	Vertical	Duplex Recept and GFCI	Gray	<b>WVDG2</b>	
	Self Closing Cover	Vertical	2 GFCI	Gray	<b>WVGG2</b>	

# Weatherproof Boxes, Covers, Lampholders and Lighting Fixtures

## Two-Gang Weatherproof Covers

Gasket and mounting hardware included.

**NEC/CEC:**  
Listed for Ordinary Locations

Description	Orientation	For use with devices	Color	Catalog Number	Dimensions in Millimeters (Inches)
 <p>Self Closing Cover</p>	Vertical	Switch and GFCI	Gray	<b>WVTG2</b>	
 <p>Toggle Switch Cover (stamped aluminum)</p>	Vertical	2 Switches (15A - 20A)	Gray	<b>WTT2</b>	









# Weatherproof Boxes, Covers, Lampholders and Lighting Fixtures

## Two-Gang Weatherproof Covers

Gasket and mounting hardware included.

NEC/CEC:  
Listed for Ordinary Locations

	Description	Orientation	For use with devices	Color	Catalog Number	Dimensions in Millimeters (Inches)
	Self closing cover	Vertical	2 Duplex Recept or Switches	Gray	<b>WVDD2</b>	
	Self closing cover	Vertical	Single Recept and Duplex Recept	Gray	<b>WVSD2</b> ①	
	Self closing cover	Vertical	2 Single Recept or Switches	Gray	<b>WVSS2</b> ①	

① Catalog number shown represents gray color. White (Suffix -W) and Bronze (Suffix -B) also available. Consult local sales representative for lead time.

# Weatherproof Boxes, Covers, Lampholders and Lighting Fixtures

## Two-Gang Weatherproof In-Use Covers with Inserts

**NEC/CEC:**  
Listed for Ordinary Locations

### Applications

- For use in damp or wet locations.

### Features

- Extra-Duty rated per the requirements of the NEC.
- Provides weather protection with cover closed and cords plugged in.
- Multi-height lever adjusts to create a cover depth of 2-3/4" or 3-1/2".
- Impact rated.
- Adhesive sealing gasket factory installed to ease installation.
- Reinforced hinge withstands 40 lbs. stress test.
- Device inserts snap into place without the use of tools.
- Extra-large cord opening for heavy gauge cords.
- Sleek industrial design.
- Lockable.

### Standard Materials



- Body/cover: diecast aluminum
- Lever: stamped steel

### Standard Finishes








- Lever: zinc plated

### NEC/CEC Certifications and Compliances

- UL Standard: 514D
- CSA Standard: C22.1
- cULus Listed: E2527

Description	Orientation	Catalog Number	Dimensions In Millimeters (Inches)
 <p>2-Gang In Use Cover</p>	Horizontal	WCIU2SD	 <p>117.10 (4.61) 60.71 (2.39) 173.23 (6.82) 133.10 (5.24) 80.26 (3.16)</p>

### Inserts


Round						
Duplex	GFCI	Switch	2-1/8"	1-11/16"	1-5/8"	1-5/8"
						
Duplex Adapter	GFCI Adapter	2-1/8" Adapter 1-5/8" Ring Switch Adapter	2-1/8" Adapter	1-11/16" Ring	1-5/8" Ring	1-5/8" Ring

# Weatherproof Boxes, Covers, Lampholders and Lighting Fixtures

## Two-Gang Weatherproof In-Use Covers with Inserts


Gasket and mounting hardware included.

NEC/CEC:  
Listed for Ordinary Locations

	Description	Orientation	Color	Catalog Number
	In-Use Cover, 2-1/4" Deep (polycarbonate) 3/8" hole for padlock	Vertical	Clear	WCIU2 ①

### WCIU2 Inserts– 6 inserts produce 70 configurations

Two gang In-Use convertible inserts snap together to create combinations for almost every application.






① Provided with inserts, devices not included.

# Weatherproof Boxes, Covers, Lampholders and Lighting Fixtures

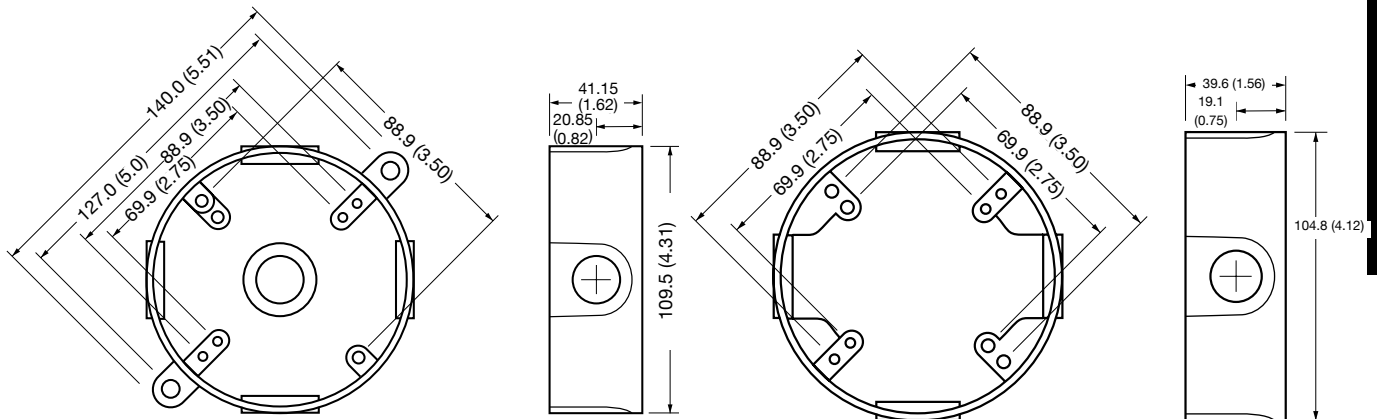
## Round Weatherproof Outlet Boxes and Extensions

Closure plugs, ground screw and mounting lugs included.

NEC/CEC:  
Listed for Ordinary Locations

	Depth (Inches)	Wiring Cubic Inch Capacity	Hub Size (Inches)	No. Of Hubs	Catalog Number
	1.62	16	1/2	5	WRX50 ①
	1.62	16	3/4	5	WRX75 ①
	1.62	16	1/2	5	WRX50CG
	1.62	16	3/4	5	WRX75CG
	1.62	16.5	1/2	4	WERX50
	1.62	16.5	3/4	4	WERX75

### Dimensions in Millimeters (Inches)



WRX50  
WRX75  
WRX50CG  
WRX75CG

#### Extension WERX50/WERX75

Extensions and Extension Adapters are used to provide additional capacity needed for NEC box fill requirements. Adapters allow installer to add "take-offs" to new boxes and/or devices.








① Catalog number shown represents gray color. White (Suffix -W) and Bronze (Suffix -B) also available. Consult local sales representative for lead time.

# Weatherproof Boxes, Covers, Lampholders and Lighting Fixtures

## Round Weatherproof Covers


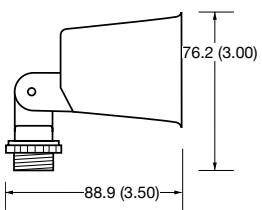
Gasket and mounting hardware included. Lampholders are adjustable. Porcelain sockets.

**NEC/CEC:**  
Listed for Ordinary Locations

	Description	Orientation	For use with devices	Color	Catalog Number	Dimensions in Millimeters (Inches)
	Blank Cover, 4" OD (stamped aluminum)	Universal	—	Gray	<b>WCBR</b>	
	Raised Cover, One 1/2" hub	Universal	1 Photocell or lampholder	Gray	<b>WCR150</b> ①	 Additional knock-out provided for mounting to 3-1/2" Round Box.
	Raised Cover, Three 1/2" hubs	Universal	3 Photocells or lampholders	Gray	<b>WCR350</b> ①	 Additional knock-out provided for mounting to 3-1/2" Round Box.
	Raised Cover, two 1/2" hubs with lampholders	Universal	2 Lampholders included	Gray	<b>WCR2L</b> ②	

### Locking swivel knuckle permits lamp positioning and aiming.

Supplied with porcelain sockets, gaskets, extra long leads, locknut and other hardware. For aiming horizontal or downward. For use with 150 W.

	Description	Color	Catalog Number	Dimensions in Millimeters (Inches)
	Lampholder	Unfinished Metal	<b>WLU1</b>	
	Finished Lampholder	Gray	<b>WLI</b> ①	







① Catalog number shown represents gray color. White (Suffix **-W**) and Bronze (Suffix **-B**) also available. Consult local sales representative for lead time.

② For horizontal to downward aiming For use with 150W max. lamp. Box not included.

# Weatherproof Boxes, Covers, Lampholders and Lighting Fixtures

## Ceiling Plates and Lampholders

NEC/CEC:  
Listed for Ordinary Locations

	Description	Orientation	For use with devices	Color	Catalog Number	Dimensions in Millimeters (Inches)
	Ceiling plate (deep) with lampholders	Universal	2 Lampholders included	White	<b>WCRD2LW</b> ①	
	Ceiling plate w/ beveled edge	Universal	—	White	<b>WCRB3W</b>	
	Ceiling plate w/ beveled edge	Universal	—	White	<b>WCRB4W</b>	

① For use with 150W max. lamp.




# Weatherproof Boxes, Covers, Lampholders and Lighting Fixtures

## Weatherproof Incandescent Fixtures

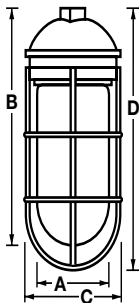
NEC/CEC:  
Listed for Ordinary Locations

Factory assembled with guard, 120 volt rated.

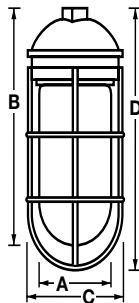
Ground screw, closure plugs and mounting lugs included. Use with 125 °C (257 °F) supply wire. Use with medium base incandescent lamps. Gray color.

	Mounting Style	Hub Size (Inches)	No. of Hubs	Wattage	Dimensions In Millimeters (Inches)						Catalog Number
					A	B	C	D	E	F	
	Pendant	1/2	1	100	85.0 (3.34)	231.0 (9.09)	105.5 (4.15)	251.0 (9.88)	—	—	<b>WFA1050G</b>
	Pendant	3/4	1	100	85.0 (3.34)	231.0 (9.09)	105.5 (4.15)	251.0 (9.88)	—	—	<b>WFA1075G</b>
	Pendant	1/2	1	200	109.8 (4.32)	266.7 (10.50)	135.5 (5.33)	279.4 (11.00)	—	—	<b>WFA2050G</b>
	Pendant	3/4	1	200	109.8 (4.32)	266.7 (10.50)	135.5 (5.33)	279.4 (11.00)	—	—	<b>WFA2075G</b>
	Ceiling	1/2	5	100	85.0 (3.34)	219.0 (8.62)	105.5 (4.15)	238.0 (9.37)	—	—	<b>WFC1050G</b>
	Ceiling	3/4	5	100	85.0 (3.34)	219.0 (8.62)	108.0 (4.15)	238.0 (9.37)	—	—	<b>WFC1075G</b>
	Ceiling	1/2	5	200	109.8 (4.32)	266.7 (10.50)	135.5 (5.33)	273.1 (10.75)	—	—	<b>WFC2050G</b>
	Ceiling	3/4	5	200	109.8 (4.32)	266.7 (10.50)	135.5 (5.33)	273.1 (10.75)	—	—	<b>WFC2075G</b>
	Wall	1/2	5	100	85.0 (3.34)	184.2 (7.25)	105.5 (4.15)	207.0 (8.14)	118.0 (4.64)	106.0 (4.17)	<b>WFW1050G</b>
	Wall	3/4	5	100	85.0 (3.34)	184.2 (7.25)	105.5 (4.15)	207.0 (8.14)	118.0 (4.64)	106.0 (4.17)	<b>WFW1075G</b>
	Wall	1/2	5	200	109.8 (4.32)	222.3 (8.75)	135.5 (5.33)	235.0 (9.25)	118.0 (4.64)	114.3 (4.50)	<b>WFW2050G</b>
	Wall	3/4	5	200	109.8 (4.32)	222.3 (8.75)	135.5 (5.33)	235.0 (9.25)	118.0 (4.64)	114.3 (4.50)	<b>WFW2075G</b>

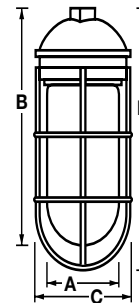
### Dimensions in Millimeters (Inches)



WFA Series



WFC Series






WFW Series

# Weatherproof Boxes, Covers, Lampholders and Lighting Fixtures

## Accessories and Replacement Parts

NEC/CEC:  
Listed for Ordinary Locations

Accessories				
	Electrical Rating	Description	Color	Catalog Number
	120 Vac, 5 Amp	Automated Door Operated Light Switch	Metal	WSWITCH
	120 Vac, 300 watt	Photoelectric Night Switch with Time Delay for Lamp Posts	—	WPHOTO
	120 Vac, 300 watt	Photoelectric Night Switch with Time Delay 1/2" NPT w/locknut	Gray	WPHOTO50
Replacement Parts				
	Description	Color	Catalog Number	
	Universal 1 gang gasket	Black	WGSK1	
	Universal 2 gang gasket	Black	WGSK2	
	1 gang gasket, single and duplex covers	Black	WGSKD1	
	External lampholder gasket	Black	WGSKEL	
	2 Mounting lugs w/ screws	Gray	WLUGS	
	4-1" closure Plugs	Gray	WPLG104 ①	
	4-1/2" Closure Plugs	Gray	WPLG504 ①	
	4-3/4" Closure Plugs	Gray	WPLG754 ①	
	Heavy duty wire guard for 100 watt fixtures, #8 AWS	—	WFG1	
	Heavy duty wire guard for 200 watt fixtures, #8 AWS	—	WFG2	
	Glass globe for 100 W lighting fixtures	—	WFGL1	
	Glass globe for 200 W lighting fixtures	—	WFGL2	

① Catalog number shown represents gray color. White (Suffix -W) and Bronze (Suffix -B) also available. Consult local sales representative for lead time.