

Weatherproof Boxes, Covers, Lampholders and Lighting Fixtures

NEC/CEC:

Listed for Ordinary Locations

Applications

- Use in branch circuit wiring for wet, damp or dry locations.
- May be used as a junction box or a device box for switches, receptacles, GFCIs, etc.
- Lampholders are for use in exterior and interior applications to provide safety and security for driveways, doorways and walkways.
- Lighting fixtures are for use in areas where moisture ingress is a concern such as construction sites, tunnels, bridges and subways.

Features

- Rugged continuous and seamless diecast construction prevents entry of dirt, dust and moisture.
- Polyester powder coating is applied for uniform cosmetic coating and weatherproof durability.
- Mounting can be achieved with mounting lugs (provided) or by using the integral mounting knockouts.
- Smooth, accurately tapped hubs prevent wire abrasion.
- Clear UL marking and volumetric marking cast into each box and extension ring facilitate electrical inspection.
- Continuous box and cover compression ensure complete sealing at gasket interface to prevent moisture entry.
- Lockable covers and covers with integral devices are offered.
- Closure plugs (2), mounting lugs (2) and green ground screw provided with each box.
- Mounting hardware and gasket provided with each cover.
- Locking swivel knuckle on lampholders permits positive lamp positioning and accurate directional aiming.
- Lampholders are supplied with all hardware including locknuts, porcelain sockets and internal gaskets for reliability and weather protection.
- Photocells and lampholders are supplied with long leads (4" from the end of the knuckle) to facilitate wiring.
- Lighting fixtures are factory assembled and fully gasketed to ensure fast and easy installation.
- Complete installation instructions are provided with each item.
- In-Use covers include patented inserts and comply with NEC requirements.
- Lighting fixtures are individually boxed, labeled and bar coded for ease of handling and identification.

Standard Materials

- Boxes, extensions, covers, lamp-holders, lighting fixtures, and closure plugs: diecast aluminum
- In-use covers: polycarbonate or diecast aluminum
- Lugs: stamped aluminum (one- and two-gang boxes), integrally cast (round boxes)
- Cover screws: plated steel
- Gaskets: closed cell foam (covers), fiber (lampholders), closed cell foam or fiber (lighting fixtures)
- Glass: annealed glass
- Sockets: porcelain (lampholders and lighting fixtures)

NEC/CEC Certifications and Compliances

- UL Standard: 514A, 514D, 1598 as applicable
- UL Listed: E2527, E53330
- CSA Standard: C22.2 No. 18.1, C22.2 No. 250.0 as applicable
- cUL Listed: E2527
- NEMA: FB-1, OS-1



Most of the boxes, covers and lampholders are individually shrink wrapped, labeled and bar coded for ease of handling and identification.






Sturdy corrugated boxes with easy lift-off top with shrink wrapping facilitate merchandising.

Weatherproof Boxes, Covers, Lampholders and Lighting Fixtures

One-Gang Weatherproof Outlet Boxes and Extensions

Closure plugs, ground screw and mounting lugs included.

NEC/CEC:
Listed for Ordinary Locations

	Depth (Inches)	Wiring Cubic Inch Capacity	Hub Size (Inches)	No. Of Hubs	Catalog Number
	2	18.3	1/2	4	WSL150 ①
	2	18.3	3/4	4	WSL175
	2	18.3	1/2	3	WSM150 ①
	2	18.3	3/4	3	WSM175
	2	18.3	1	3	WSM110
	2	18.3	1/2	5	WSP150
	2	18.3	3/4	5	WSP175
	2	18.3	1/2	5	WSX150
	2	18.3	3/4	5	WSX175
	2	18.3	1	5	WSX110
	2-5/8	25.5	1/2	3	WDM150
	2-5/8	25.5	3/4	3	WDM175
	2-5/8	25.5	1	3	WDM110




① Catalog number shown represents gray color. White (Suffix -W) and Bronze (Suffix -B) also available. Consult local sales representative for lead time.

Weatherproof Boxes, Covers, Lampholders and Lighting Fixtures

One-Gang Weatherproof Outlet Boxes and Extensions

Closure plugs, ground screw and mounting lugs included.

NEC/CEC:
Listed for Ordinary Locations

	Depth (Inches)	Wiring Cubic Inch Capacity	Hub Size (Inches)	No. Of Hubs	Catalog Number
	2-5/8	25.5	1/2	5	WDX150
	2-5/8	25.5	3/4	5	WDX175
	2-5/8	25.5	1	5	WDX110
	1	9.5	-	-	WE1
	1-1/2	12.5	1/2	4	WEFX50
	1-1/2	12.5	3/4	4	WEFX75

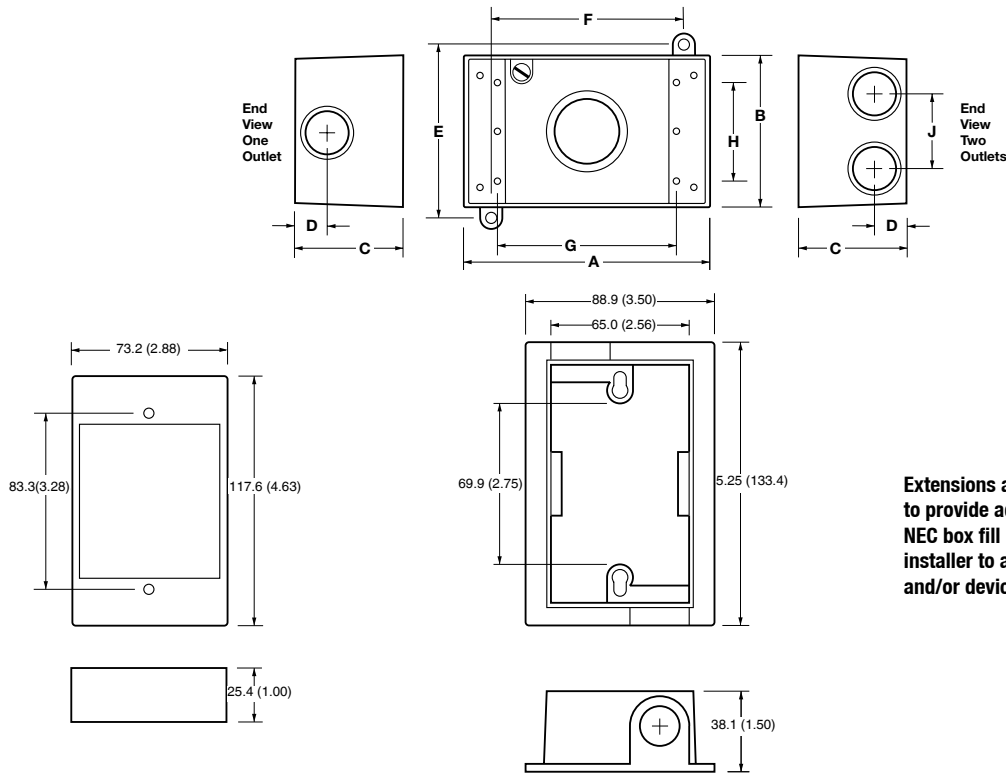
Weatherproof Boxes, Covers, Lampholders and Lighting Fixtures

One-Gang Box and Extension Dimensions

Closure plugs, ground screw and mounting lugs included.

NEC/CEC:
Listed for Ordinary Locations

Dimensions in Millimeters (Inches)



Extensions and Extension Adapters are used to provide additional capacity needed for NEC box fill requirements. Adapters allow installer to add "takeoffs" to new boxes and/or devices.

Extension E1

Flanged Extension Adapter: WEFX50, WEFX75






A	B	C	D	E	F	G	H	J	Catalog Number
115.8 (4.56)	71.4 (2.81)	50.8 (2.00)	17.5 (0.68)	77.7 (3.06)	88.9 (3.50)	82.6 (3.25)	47.8 (1.88)	36.5 (1.43)	WSL150
115.8 (4.56)	71.4 (2.81)	50.8 (2.00)	17.5 (0.68)	77.7 (3.06)	88.9 (3.50)	82.6 (3.25)	47.8 (1.88)	36.5 (1.43)	WSL175
115.8 (4.56)	71.4 (2.81)	50.8 (2.00)	17.5 (0.68)	77.7 (3.06)	88.9 (3.50)	82.6 (3.25)	47.8 (1.88)	-	WSM150
115.8 (4.56)	71.4 (2.81)	50.8 (2.00)	17.5 (0.68)	77.7 (3.06)	88.9 (3.50)	82.6 (3.25)	47.8 (1.88)	-	WSM175
115.8 (4.56)	71.4 (2.81)	50.8 (2.00)	17.5 (0.68)	77.7 (3.06)	88.9 (3.50)	82.6 (3.25)	47.8 (1.88)	-	WSM110
115.8 (4.56)	71.4 (2.81)	50.8 (2.00)	17.5 (0.68)	77.7 (3.06)	88.9 (3.50)	82.6 (3.25)	47.8 (1.88)	36.5 (1.43)	WSP150
115.8 (4.56)	71.4 (2.81)	50.8 (2.00)	17.5 (0.68)	77.7 (3.06)	88.9 (3.50)	82.6 (3.25)	47.8 (1.88)	36.5 (1.43)	WSP175
115.8 (4.56)	71.4 (2.81)	50.8 (2.00)	17.5 (0.68)	77.7 (3.06)	88.9 (3.50)	82.6 (3.25)	47.8 (1.88)	-	WSX150
115.8 (4.56)	71.4 (2.81)	50.8 (2.00)	17.5 (0.68)	77.7 (3.06)	88.9 (3.50)	82.6 (3.25)	47.8 (1.88)	-	WSX175
114.8 (4.52)	70.4 (2.77)	50.8 (2.00)	17.5 (0.68)	86.4 (3.40)	100.1 (3.94)	82.6 (3.25)	47.8 (1.88)	-	WSX110
115.8 (4.56)	71.4 (2.81)	66.8 (2.63)	19.1 (0.75)	77.7 (3.06)	88.9 (3.50)	82.6 (3.25)	47.8 (1.88)	-	WDM150
115.8 (4.56)	71.4 (2.81)	66.8 (2.63)	19.1 (0.75)	77.7 (3.06)	88.9 (3.50)	82.6 (3.25)	47.8 (1.88)	-	WDM175
115.8 (4.56)	71.4 (2.81)	66.8 (2.63)	19.1 (0.75)	77.7 (3.06)	88.9 (3.50)	82.6 (3.25)	47.8 (1.88)	-	WDM110
115.8 (4.56)	71.4 (2.81)	66.8 (2.63)	19.1 (0.75)	77.7 (3.06)	88.9 (3.50)	82.6 (3.25)	47.8 (1.88)	-	WDX150
115.8 (4.56)	71.4 (2.81)	66.8 (2.63)	19.1 (0.75)	77.7 (3.06)	88.9 (3.50)	82.6 (3.25)	47.8 (1.88)	-	WDX175
115.8 (4.56)	71.4 (2.81)	66.8 (2.63)	19.1 (0.75)	77.7 (3.06)	88.9 (3.50)	82.6 (3.25)	47.8 (1.88)	-	WDX110

Weatherproof Boxes, Covers, Lampholders and Lighting Fixtures

Two-Gang Weatherproof Outlet Boxes and Extensions

Closure plugs, ground screw and mounting lugs included.

NEC/CEC:
Listed for Ordinary Locations

	Depth (Inches)	Wiring Cubic Inch Capacity	Hub Size (Inches)	No. of Hubs	Catalog Number
	2.2	30.2	1/2	7	WSK250
	2.2	30.2	3/4	7	WSK275
	2.2	30.2	1/2	4	WSL250
	2.2	30.2	3/4	4	WSL275
	2.2	30.2	1/2	3	WSM250
	2.2	30.2	3/4	3	WSM275
	2.2	30.2	1	3	WSM210
	2.2	30.2	1/2	5	WSP250
	2.2	30.2	3/4	5	WSP275
	2.2	30.2	1/2	6	WSR250
	2.2	30.2	3/4	6	WSR275

Weatherproof Boxes, Covers, Lampholders and Lighting Fixtures

Two-Gang Weatherproof Outlet Boxes and Extensions

Closure plugs, ground screw and mounting lugs included.

NEC/CEC:
Listed for Ordinary Locations

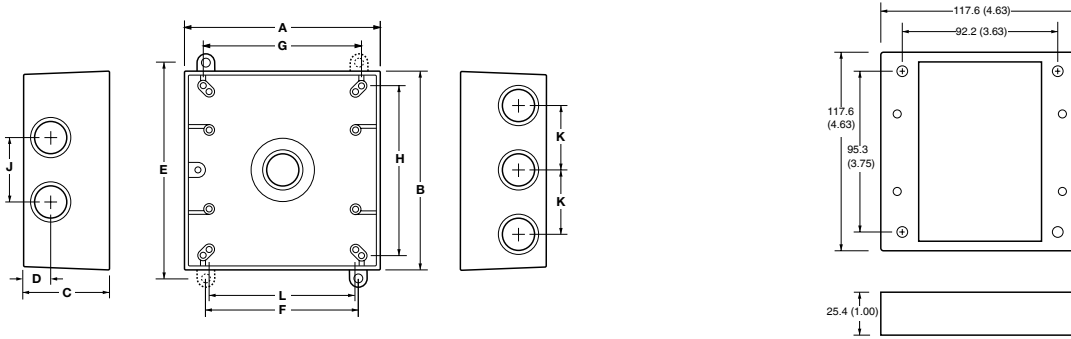
	Depth (Inches)	Wiring Cubic Inch Capacity	HubSize (Inches)	No. Of Hubs	Catalog Number
	2.2	30.2	1/2	7	WST250
	2.2	30.2	3/4	7	WST275
	2.2	30.2	1/2	5	WSX250
	2.2	30.2	3/4	5	WSX275
	2.2	30.2	1	5	WSX210
	2.78	36	1/2	7	WDX250
	2.78	36	3/4	7	WDX275
	2.78	36	1	7	WDX210
	2.78	36	1/2	5	WDP250
	2.78	36	3/4	5	WDP275
	2.78	36	1	5	WDP210
	1	16	—	—	WE2

Weatherproof Boxes, Covers, Lampholders and Lighting Fixtures

Two-Gang Box and Extension Dimensions

NEC/CEC:
Listed for Ordinary Locations

Dimensions in Millimeters (Inches)



Extension WE2 – Dimensions in Millimeters (Inches) Extensions and Extension Adapters are used to provide additional capacity needed for NEC box fill requirements. Adapters allow installer to add “take-offs” to new boxes and/or devices.


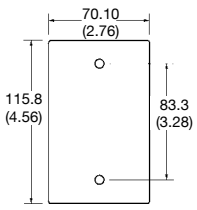

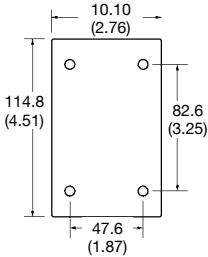

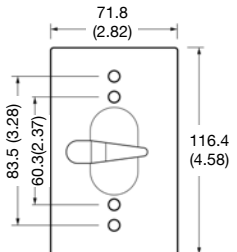

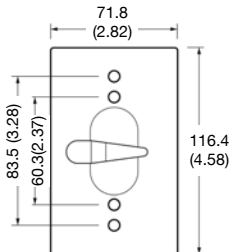


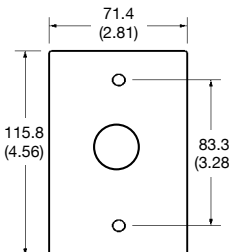
A	B	C	D	E	F	G	H	J	K	L	Catalog Number
115.0 (4.52)	115.0 (4.52)	54.5 (2.14)	16.0 (0.63)	123.6 (4.86)	98.2 (3.86)	93.7 (3.69)	96.1 (3.78)	-	-	82.6 (3.25)	WSK250
115.0 (4.52)	115.0 (4.52)	54.5 (2.14)	16.0 (0.63)	123.6 (4.86)	98.2 (3.86)	93.7 (3.69)	96.1 (3.78)	-	-	82.6 (3.25)	WSK275
115.0 (4.52)	115.0 (4.52)	54.5 (2.14)	16.0 (0.63)	123.6 (4.86)	98.2 (3.86)	93.7 (3.69)	96.1 (3.78)	38.1 (1.50)	-	82.6 (3.25)	WSL250
115.0 (4.52)	115.0 (4.52)	54.5 (2.14)	16.0 (0.63)	123.6 (4.86)	98.2 (3.86)	93.7 (3.69)	96.1 (3.78)	38.1 (1.50)	-	82.6 (3.25)	WSL275
115.0 (4.52)	115.0 (4.52)	54.5 (2.14)	16.0 (0.63)	123.6 (4.86)	98.2 (3.86)	93.7 (3.69)	96.1 (3.78)	-	-	82.6 (3.25)	WSM250
115.0 (4.52)	115.0 (4.52)	54.5 (2.14)	16.0 (0.63)	123.6 (4.86)	98.2 (3.86)	93.7 (3.69)	96.1 (3.78)	-	-	82.6 (3.25)	WSM275
115.0 (4.52)	115.0 (4.52)	54.5 (2.14)	16.0 (0.63)	123.6 (4.86)	98.2 (3.86)	93.7 (3.69)	96.1 (3.78)	-	-	82.6 (3.25)	WSM210
115.0 (4.52)	115.0 (4.52)	54.5 (2.14)	16.0 (0.63)	123.6 (4.86)	98.2 (3.86)	93.7 (3.69)	96.1 (3.78)	38.1 (1.50)	-	82.6 (3.25)	WSP250
115.0 (4.52)	115.0 (4.52)	54.5 (2.14)	16.0 (0.63)	123.6 (4.86)	98.2 (3.86)	93.7 (3.69)	96.1 (3.78)	38.1 (1.50)	-	82.6 (3.25)	WSP275
115.0 (4.52)	115.0 (4.52)	54.5 (2.14)	16.0 (0.63)	123.6 (4.86)	98.2 (3.86)	93.7 (3.69)	96.1 (3.78)	38.1 (1.50)	-	82.6 (3.25)	WSR250
115.0 (4.52)	115.0 (4.52)	54.5 (2.14)	16.0 (0.63)	123.6 (4.86)	98.2 (3.86)	93.7 (3.69)	96.1 (3.78)	38.1 (1.50)	-	82.6 (3.25)	WSR275
115.0 (4.52)	115.0 (4.52)	54.5 (2.14)	16.0 (0.63)	123.6 (4.86)	98.2 (3.86)	93.7 (3.69)	96.1 (3.78)	-	38.1 (1.50)	82.6 (3.25)	WST250
115.0 (4.52)	115.0 (4.52)	54.5 (2.14)	16.0 (0.63)	123.6 (4.86)	98.2 (3.86)	93.7 (3.69)	96.1 (3.78)	-	38.1 (1.50)	82.6 (3.25)	WST275
115.0 (4.52)	115.0 (4.52)	54.5 (2.14)	16.0 (0.63)	123.6 (4.86)	98.2 (3.86)	93.7 (3.69)	96.1 (3.78)	-	-	82.6 (3.25)	WSX250
115.0 (4.52)	115.0 (4.52)	54.5 (2.14)	16.0 (0.63)	123.6 (4.86)	98.2 (3.86)	93.7 (3.69)	96.1 (3.78)	-	-	82.6 (3.25)	WSX275
115.0 (4.52)	115.0 (4.52)	54.5 (2.14)	16.0 (0.63)	123.6 (4.86)	98.2 (3.86)	93.7 (3.69)	96.1 (3.78)	-	-	82.6 (3.25)	WSX210
115.0 (4.52)	115.0 (4.52)	67.8 (2.66)	21.7 (0.85)	123.6 (4.86)	98.2 (3.86)	93.7 (3.69)	96.1 (3.78)	38.1 (1.50)	-	82.6 (3.25)	WDK250
115.0 (4.52)	115.0 (4.52)	67.8 (2.66)	21.7 (0.85)	123.6 (4.86)	98.2 (3.86)	93.7 (3.69)	96.1 (3.78)	38.1 (1.50)	-	82.6 (3.25)	WDK275
115.0 (4.52)	115.0 (4.52)	67.8 (2.66)	21.7 (0.85)	123.6 (4.86)	98.2 (3.86)	93.7 (3.69)	96.1 (3.78)	38.1 (1.50)	-	82.6 (3.25)	WDK210
115.0 (4.52)	115.0 (4.52)	67.8 (2.66)	21.7 (0.85)	123.6 (4.86)	98.2 (3.86)	93.7 (3.69)	96.1 (3.78)	38.1 (1.50)	-	82.6 (3.25)	WDP250
115.0 (4.52)	115.0 (4.52)	67.8 (2.66)	21.7 (0.85)	123.6 (4.86)	98.2 (3.86)	93.7 (3.69)	96.1 (3.78)	38.1 (1.50)	-	82.6 (3.25)	WDP275
115.0 (4.52)	115.0 (4.52)	67.8 (2.66)	21.7 (0.85)	123.6 (4.86)	98.2 (3.86)	93.7 (3.69)	96.1 (3.78)	38.1 (1.50)	-	82.6 (3.25)	WDP210

Weatherproof Boxes, Covers, Lampholders and Lighting Fixtures

One-Gang Weatherproof Covers

Gasket and mounting hardware included.

NEC/CEC:
Listed for Ordinary Locations


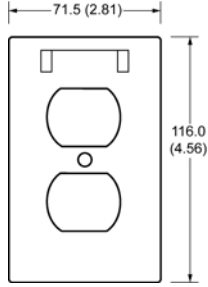


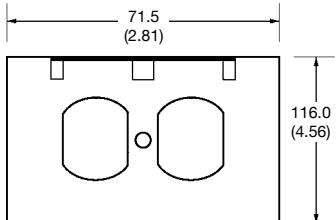


Description	Orientation	For use with devices	Color	Catalog Number	Dimensions in Millimeters (Inches)
 Blank Cover, 2-screws (stamped aluminum)	Universal	—	Gray	WCB1	
 Blank Cover, 4-screws (stamped aluminum)	Universal	—	Gray	WCB14	
 Toggle Switch Cover	Vertical	Switch (10A - 20A)	Gray	WCT1	
 Toggle Switch Cover w/ switch	Vertical	Switch (15A, 1-pole)	Gray	WCT115	
 Toggle Switch Cover w/ switch	Vertical	Switch (15A, 3 Way)	Gray	WCT113	
 Cover with Photocell (stamped aluminum)	Universal	Photocell (120A, 300W)	Gray	WCE1	

Weatherproof Boxes, Covers, Lampholders and Lighting Fixtures

One-Gang Weatherproof Covers

Gasket and mounting hardware included.

NEC/CEC:
Listed for Ordinary Locations

	Description	Orientation	For use with devices	Color	Catalog Number	Dimensions in Millimeters (Inches)
	Self closing cover	Vertical	Duplex Recept or Switch	Gray	WVD1 ①	
	Self closing cover 3/16" hole for padlock	Vertical	Duplex Recept or Switch	Gray	WVDL1 ②	
	Self closing cover	Horizontal	Duplex Recept or Switch	Gray	WHD1 ①	
	Stay open cover	Horizontal	Duplex Recept or Switch	Gray	WHDO1 ③	
	Self closing cover w/ recept	Horizontal	Duplex Recept	Gray	WHD1WR	

① Catalog number shown represents gray color. White (Suffix **-W**) and Bronze (Suffix **-B**) also available. Consult local sales representative for lead time.

② Hasp diameter 3/16". Lock not included.


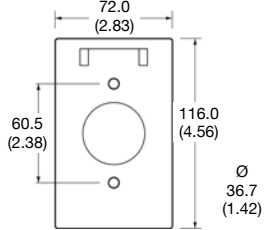

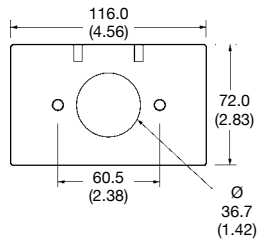

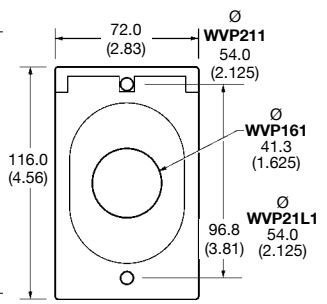
③ Not UL Listed.

Weatherproof Boxes, Covers, Lampholders and Lighting Fixtures

One-Gang Weatherproof Covers

Gasket and mounting hardware included.

NEC/CEC:
Listed for Ordinary Locations

	Description	Orientation	For use with devices	Color	Catalog Number	Dimensions in Millimeters (Inches)
	Self Closing Cover	Vertical	Single Recept or Switch	Gray	WVS1	
	Self Closing Cover	Horizontal	Single Recept or Switch	Gray	WHS1	
	Self Closing Power Outlet Cover (2.125" opening)	Vertical	Single Recept (20A-50A)	Gray	WVP211	
	Self Closing Power Outlet Cover (1.625" opening)	Vertical	Single Recept	Gray	WVP161	
	Self Closing Power Outlet Cover (2.125" opening)	Vertical	Single Recept (20A-50A)	Gray	WVP21L1 ①	


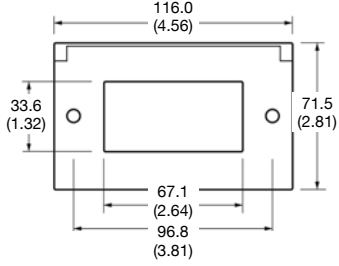
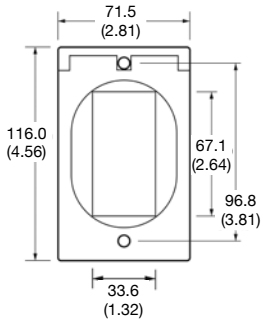
① Hasp diameter 3/16". Lock not included.

Weatherproof Boxes, Covers, Lampholders and Lighting Fixtures

One-Gang Weatherproof Covers

Gasket and mounting hardware included.

NEC/CEC:
Listed for Ordinary Locations

	Description	Orientation	For use with devices	Color	Catalog Number	Dimensions in Millimeters (Inches)
	Self closing cover	Horizontal	GFCI	Gray	WHG1 ①	
	Self closing cover	Vertical	GFCI	Gray	WVG1 ①	


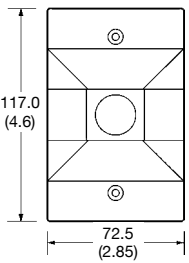

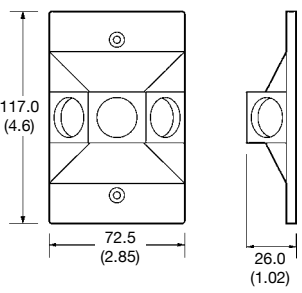

① Catalog number shown represents gray color. White (Suffix **-W**) and Bronze (Suffix **-B**) also available. Consult local sales representative for lead time.

Weatherproof Boxes, Covers, Lampholders and Lighting Fixtures

One-Gang Weatherproof Covers

Gasket and mounting hardware included.

NEC/CEC:
Listed for Ordinary Locations

	Description	Orientation	For use with devices	Color	Catalog Number	Dimensions in Millimeters (Inches)
	Raised Cover, one 1/2" hub	Universal	1 Photocell or lampholder	Gray	WC1150	
	Raised Cover, three 1/2" hubs	Universal	3 Photocells or lampholders	Gray	WC1350 ①	For horizontal to downward aiming (For use with 150 W max lamp) 
	Raised Cover, two 1/2" hubs with lampholders	Universal	2 Lampholders included	Gray	WC12L	



① Catalog number shown represents gray color. White (Suffix -W) and Bronze (Suffix -B) also available. Consult local sales representative for lead time.

Weatherproof Boxes, Covers, Lampholders and Lighting Fixtures

One-Gang Weatherproof In-Use Covers with Inserts


Gasket and mounting hardware included.

NEC/CEC:
Listed for Ordinary Locations

	Description	Orientation	Color	Catalog Number
	In-Use cover, 2-7/8" deep 3/8" hole for padlock (polycarbonate)	Universal	Clear	WCIU
	In-Use cover, 3-1/2" deep 3/8" hole for padlock (polycarbonate)	Universal	Clear	WCDIU1

WCIU1 and WCDIU1 Inserts 3 inserts produce 14 configurations

Single gang In-Use inserts can be used in both vertical and horizontal applications, by simply changing the hinge points.



① Provided with inserts, devices not included.

Weatherproof Boxes, Covers, Lampholders and Lighting Fixtures

One-Gang Weatherproof In-Use Covers with Inserts

NEC/CEC:
Listed for Ordinary Locations

Applications

- For use in damp or wet locations.

Features

- Extra-Duty rated per the requirements of the NEC.
- Provides weather protection with cover closed and cords plugged in.
- Multi-height lever adjusts to create a cover depth of 2-3/4" or 3-1/2".
- Impact rated.
- Adhesive sealing gasket factory installed to ease installation.
- Reinforced hinge withstands 40 lbs. stress test.
- Device inserts snap into place without the use of tools.
- Extra-large cord opening for heavy gauge cords.
- Sleek industrial design.
- Lockable.

Standard Materials

- Body/cover: diecast aluminum
- Lever: stamped steel

Standard Finishes

- Lever: zinc plated

NEC/CEC Certifications and Compliances

- UL Standard: 514D
- CSA Standard: C22.1
- cULus Listed: E2527

	Description	Orientation	Catalog Number	Dimensions In Millimeters (Inches)	
	1-Gang In Use Cover	Vertical	WCIU1DV		
	1-Gang In Use Cover	Horizontal	WCIU1DH		

Inserts


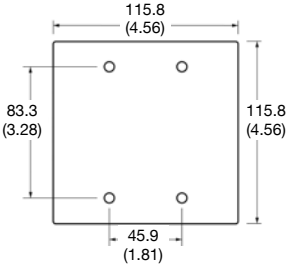

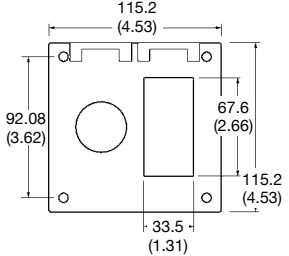

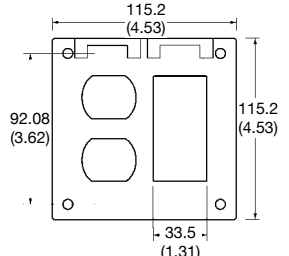

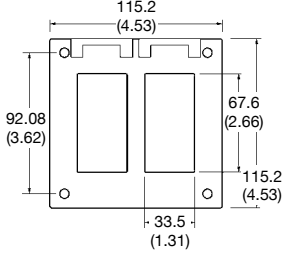
Round						
Duplex	GFCI	Switch	2-1/8"	1-11/16"	1-5/8"	1-5/8"
Duplex Adapter	GFCI Adapter	2-1/8" Adapter 1-5/8" Ring Switch Adapter	2-1/8" Adapter	1-11/16" Ring	1-5/8" Ring	1-5/8" Ring

Weatherproof Boxes, Covers, Lampholders and Lighting Fixtures

Two-Gang Weatherproof Covers

Gasket and mounting hardware included.

NEC/CEC:
Listed for Ordinary Locations


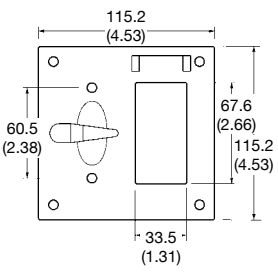

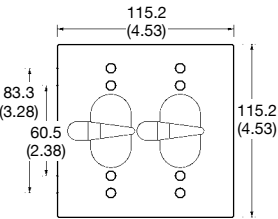
	Description	Orientation	For use with devices	Color	Catalog Number	Dimensions in Millimeters (Inches)
	Blank Cover (stamped aluminum)	Universal	—	Gray	WCB24	
	Self Closing Cover	Vertical	Single Recept and GFCI	Gray	WVSG2	
	Self Closing Cover	Vertical	Duplex Recept and GFCI	Gray	WVDG2	
	Self Closing Cover	Vertical	2 GFCI	Gray	WVGG2	

Weatherproof Boxes, Covers, Lampholders and Lighting Fixtures

Two-Gang Weatherproof Covers

Gasket and mounting hardware included.

NEC/CEC:
Listed for Ordinary Locations


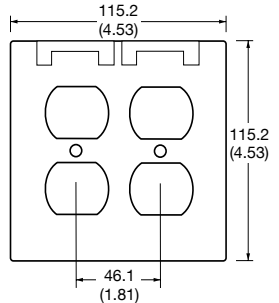

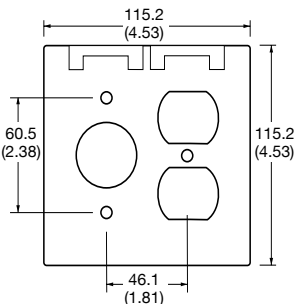

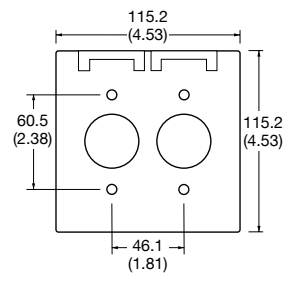
Description	Orientation	For use with devices	Color	Catalog Number	Dimensions in Millimeters (Inches)
	Self Closing Cover	Vertical	Switch and GFCI	Gray WVTG2	
	Toggle Switch Cover (stamped aluminum)	Vertical	2 Switches (15A - 20A)	Gray WTT2	

Weatherproof Boxes, Covers, Lampholders and Lighting Fixtures

Two-Gang Weatherproof Covers

Gasket and mounting hardware included.

NEC/CEC:
Listed for Ordinary Locations

	Description	Orientation	For use with devices	Color	Catalog Number	Dimensions in Millimeters (Inches)
	Self closing cover	Vertical	2 Duplex Recept or Switches	Gray	WVDD2	
	Self closing cover	Vertical	Single Recept and Duplex Recept	Gray	WVSD2 ①	
	Self closing cover	Vertical	2 Single Recept or Switches	Gray	WVSS2 ①	

① Catalog number shown represents gray color. White (Suffix -W) and Bronze (Suffix -B) also available. Consult local sales representative for lead time.

Weatherproof Boxes, Covers, Lampholders and Lighting Fixtures

Two-Gang Weatherproof In-Use Covers with Inserts

NEC/CEC:
Listed for Ordinary Locations

Applications

- For use in damp or wet locations.

Features

- Extra-Duty rated per the requirements of the NEC.
- Provides weather protection with cover closed and cords plugged in.
- Multi-height lever adjusts to create a cover depth of 2-3/4" or 3-1/2".
- Impact rated.
- Adhesive sealing gasket factory installed to ease installation.
- Reinforced hinge withstands 40 lbs. stress test.
- Device inserts snap into place without the use of tools.
- Extra-large cord opening for heavy gauge cords.
- Sleek industrial design.
- Lockable.

Standard Materials


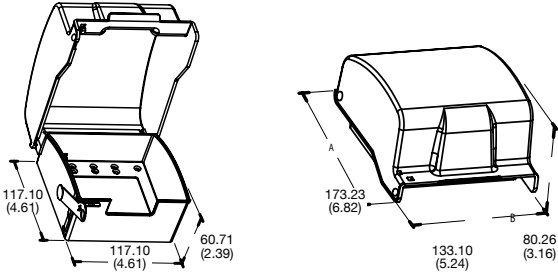
- Body/cover: diecast aluminum
- Lever: stamped steel

Standard Finishes








- Lever: zinc plated

NEC/CEC Certifications and Compliances

- UL Standard: 514D
- CSA Standard: C22.1
- cULus Listed: E2527

Description	Orientation	Catalog Number	Dimensions In Millimeters (Inches)
 <p>2-Gang In Use Cover</p>	Horizontal	WCIU2SD	

Inserts


Round						
Duplex	GFCI	Switch	2-1/8"	1-11/16"	1-5/8"	1-5/8"
						
Duplex Adapter	GFCI Adapter	2-1/8" Adapter 1-5/8" Ring Switch Adapter	2-1/8" Adapter	1-11/16" Ring	1-5/8" Ring	1-5/8" Ring

Weatherproof Boxes, Covers, Lampholders and Lighting Fixtures

Two-Gang Weatherproof In-Use Covers with Inserts


Gasket and mounting hardware included.

NEC/CEC:
Listed for Ordinary Locations

	Description	Orientation	Color	Catalog Number
	In-Use Cover, 2-1/4" Deep (polycarbonate) 3/8" hole for padlock	Vertical	Clear	WCIU2 ①

WCIU2 Inserts– 6 inserts produce 70 configurations

Two gang In-Use convertible inserts snap together to create combinations for almost every application.






① Provided with inserts, devices not included.

Weatherproof Boxes, Covers, Lampholders and Lighting Fixtures

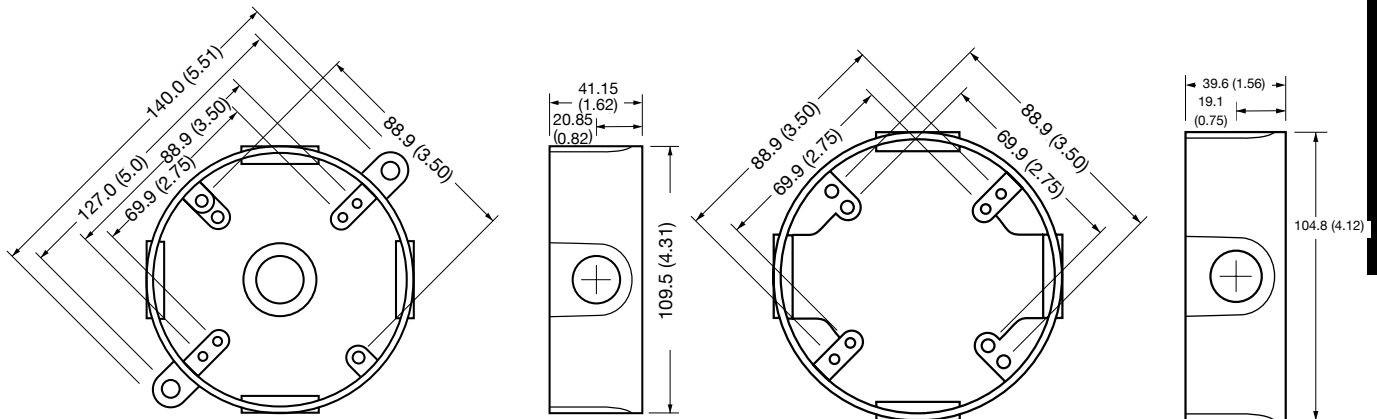
Round Weatherproof Outlet Boxes and Extensions

Closure plugs, ground screw and mounting lugs included.

NEC/CEC:
Listed for Ordinary Locations

	Depth (Inches)	Wiring Cubic Inch Capacity	Hub Size (Inches)	No. Of Hubs	Catalog Number
	1.62	16	1/2	5	WRX50 ①
	1.62	16	3/4	5	WRX75 ①
	1.62	16	1/2	5	WRX50CG
	1.62	16	3/4	5	WRX75CG
	1.62	16.5	1/2	4	WERX50
	1.62	16.5	3/4	4	WERX75

Dimensions in Millimeters (Inches)



WRX50
WRX75
WRX50CG
WRX75CG

Extension WERX50/WERX75

Extensions and Extension Adapters are used to provide additional capacity needed for NEC box fill requirements. Adapters allow installer to add "take-offs" to new boxes and/or devices.


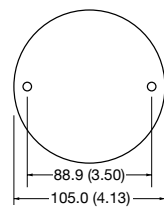

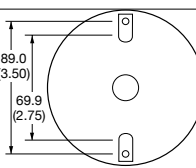

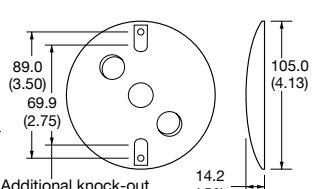

① Catalog number shown represents gray color. White (Suffix -W) and Bronze (Suffix -B) also available. Consult local sales representative for lead time.

Weatherproof Boxes, Covers, Lampholders and Lighting Fixtures

Round Weatherproof Covers


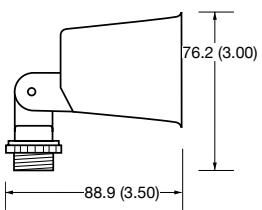
Gasket and mounting hardware included. Lampholders are adjustable. Porcelain sockets.

NEC/CEC:
Listed for Ordinary Locations

	Description	Orientation	For use with devices	Color	Catalog Number	Dimensions in Millimeters (Inches)
	Blank Cover, 4" OD (stamped aluminum)	Universal	—	Gray	WCBR	
	Raised Cover, One 1/2" hub	Universal	1 Photocell or lampholder	Gray	WCR150 ①	 Additional knock-out provided for mounting to 3-1/2" Round Box.
	Raised Cover, Three 1/2" hubs	Universal	3 Photocells or lampholders	Gray	WCR350 ①	 Additional knock-out provided for mounting to 3-1/2" Round Box.
	Raised Cover, two 1/2" hubs with lampholders	Universal	2 Lampholders included	Gray	WCR2L ②	

Locking swivel knuckle permits lamp positioning and aiming.

Supplied with porcelain sockets, gaskets, extra long leads, locknut and other hardware. For aiming horizontal or downward. For use with 150 W.

	Description	Color	Catalog Number	Dimensions in Millimeters (Inches)
	Lampholder	Unfinished Metal	WLU1	
	Finished Lampholder	Gray	WLI ①	




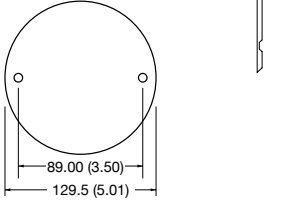
① Catalog number shown represents gray color. White (Suffix **-W**) and Bronze (Suffix **-B**) also available. Consult local sales representative for lead time.

② For horizontal to downward aiming For use with 150W max. lamp. Box not included.

Weatherproof Boxes, Covers, Lampholders and Lighting Fixtures

Ceiling Plates and Lampholders

NEC/CEC:
Listed for Ordinary Locations

	Description	Orientation	For use with devices	Color	Catalog Number	Dimensions in Millimeters (Inches)
	Ceiling plate (deep) with lampholders	Universal	2 Lampholders included	White	WCRD2LW ①	
	Ceiling plate w/ beveled edge	Universal	—	White	WCRB3W	
	Ceiling plate w/ beveled edge	Universal	—	White	WCRB4W	

① For use with 150W max. lamp.




Weatherproof Boxes, Covers, Lampholders and Lighting Fixtures

Weatherproof Incandescent Fixtures

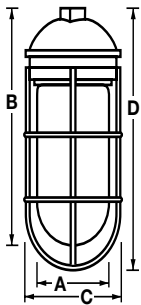
NEC/CEC:
Listed for Ordinary Locations

Factory assembled with guard, 120 volt rated.

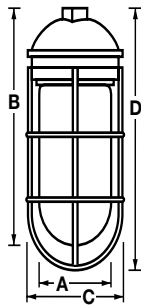
Ground screw, closure plugs and mounting lugs included. Use with 125 °C (257 °F) supply wire. Use with medium base incandescent lamps. Gray color.

	Mounting Style	Hub Size (Inches)	No. of Hubs	Wattage	Dimensions In Millimeters (Inches)						Catalog Number
					A	B	C	D	E	F	
	Pendant	1/2	1	100	85.0 (3.34)	231.0 (9.09)	105.5 (4.15)	251.0 (9.88)	—	—	WFA1050G
	Pendant	3/4	1	100	85.0 (3.34)	231.0 (9.09)	105.5 (4.15)	251.0 (9.88)	—	—	WFA1075G
	Pendant	1/2	1	200	109.8 (4.32)	266.7 (10.50)	135.5 (5.33)	279.4 (11.00)	—	—	WFA2050G
	Pendant	3/4	1	200	109.8 (4.32)	266.7 (10.50)	135.5 (5.33)	279.4 (11.00)	—	—	WFA2075G
	Ceiling	1/2	5	100	85.0 (3.34)	219.0 (8.62)	105.5 (4.15)	238.0 (9.37)	—	—	WFC1050G
	Ceiling	3/4	5	100	85.0 (3.34)	219.0 (8.62)	108.0 (4.15)	238.0 (9.37)	—	—	WFC1075G
	Ceiling	1/2	5	200	109.8 (4.32)	266.7 (10.50)	135.5 (5.33)	273.1 (10.75)	—	—	WFC2050G
	Ceiling	3/4	5	200	109.8 (4.32)	266.7 (10.50)	135.5 (5.33)	273.1 (10.75)	—	—	WFC2075G
	Wall	1/2	5	100	85.0 (3.34)	184.2 (7.25)	105.5 (4.15)	207.0 (8.14)	118.0 (4.64)	106.0 (4.17)	WFW1050G
	Wall	3/4	5	100	85.0 (3.34)	184.2 (7.25)	105.5 (4.15)	207.0 (8.14)	118.0 (4.64)	106.0 (4.17)	WFW1075G
	Wall	1/2	5	200	109.8 (4.32)	222.3 (8.75)	135.5 (5.33)	235.0 (9.25)	118.0 (4.64)	114.3 (4.50)	WFW2050G
	Wall	3/4	5	200	109.8 (4.32)	222.3 (8.75)	135.5 (5.33)	235.0 (9.25)	118.0 (4.64)	114.3 (4.50)	WFW2075G

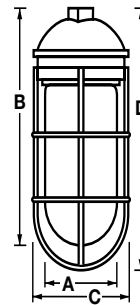
Dimensions in Millimeters (Inches)



WFA Series



WFC Series






WFW Series

Weatherproof Boxes, Covers, Lampholders and Lighting Fixtures

Accessories and Replacement Parts

NEC/CEC:
Listed for Ordinary Locations

Accessories				
	Electrical Rating	Description	Color	Catalog Number
	120 Vac, 5 Amp	Automated Door Operated Light Switch	Metal	WSWITCH
	120 Vac, 300 watt	Photoelectric Night Switch with Time Delay for Lamp Posts	—	WPHOTO
	120 Vac, 300 watt	Photoelectric Night Switch with Time Delay 1/2" NPT w/locknut	Gray	WPHOTO50
Replacement Parts				
	Description	Color	Catalog Number	
	Universal 1 gang gasket	Black	WGSK1	
	Universal 2 gang gasket	Black	WGSK2	
	1 gang gasket, single and duplex covers	Black	WGSKD1	
	External lampholder gasket	Black	WGSKEL	
	2 Mounting lugs w/ screws	Gray	WLUGS	
	4-1" closure Plugs	Gray	WPLG104 ①	
	4-1/2" Closure Plugs	Gray	WPLG504 ①	
	4-3/4" Closure Plugs	Gray	WPLG754 ①	
	Heavy duty wire guard for 100 watt fixtures, #8 AWS	—	WFG1	
	Heavy duty wire guard for 200 watt fixtures, #8 AWS	—	WFG2	
	Glass globe for 100 W lighting fixtures	—	WFGL1	
	Glass globe for 200 W lighting fixtures	—	WFGL2	

① Catalog number shown represents gray color. White (Suffix -W) and Bronze (Suffix -B) also available. Consult local sales representative for lead time.

Weatherproof Boxes, Covers, Lampholders and Lighting Fixtures

NEC/CEC:

Listed for Ordinary Locations

Applications

- Use in branch circuit wiring for wet, damp or dry locations.
- May be used as a junction box or a device box for switches, receptacles, GFCIs, etc.
- Lampholders are for use in exterior and interior applications to provide safety and security for driveways, doorways and walkways.
- Lighting fixtures are for use in areas where moisture ingress is a concern such as construction sites, tunnels, bridges and subways.

Features

- Rugged continuous and seamless diecast construction prevents entry of dirt, dust and moisture.
- Polyester powder coating is applied for uniform cosmetic coating and weatherproof durability.
- Mounting can be achieved with mounting lugs (provided) or by using the integral mounting knockouts.
- Smooth, accurately tapped hubs prevent wire abrasion.
- Clear UL marking and volumetric marking cast into each box and extension ring facilitate electrical inspection.
- Continuous box and cover compression ensure complete sealing at gasket interface to prevent moisture entry.
- Lockable covers and covers with integral devices are offered.
- Closure plugs (2), mounting lugs (2) and green ground screw provided with each box.
- Mounting hardware and gasket provided with each cover.
- Locking swivel knuckle on lampholders permits positive lamp positioning and accurate directional aiming.
- Lampholders are supplied with all hardware including locknuts, porcelain sockets and internal gaskets for reliability and weather protection.
- Photocells and lampholders are supplied with long leads (4" from the end of the knuckle) to facilitate wiring.
- Lighting fixtures are factory assembled and fully gasketed to ensure fast and easy installation.
- Complete installation instructions are provided with each item.
- In-Use covers include patented inserts and comply with NEC requirements.
- Lighting fixtures are individually boxed, labeled and bar coded for ease of handling and identification.

Standard Materials

- Boxes, extensions, covers, lamp-holders, lighting fixtures, and closure plugs: diecast aluminum
- In-use covers: polycarbonate or diecast aluminum
- Lugs: stamped aluminum (one- and two-gang boxes), integrally cast (round boxes)
- Cover screws: plated steel
- Gaskets: closed cell foam (covers), fiber (lampholders), closed cell foam or fiber (lighting fixtures)
- Glass: annealed glass
- Sockets: porcelain (lampholders and lighting fixtures)

NEC/CEC Certifications and Compliances

- UL Standard: 514A, 514D, 1598 as applicable
- UL Listed: E2527, E53330
- CSA Standard: C22.2 No. 18.1, C22.2 No. 250.0 as applicable
- cUL Listed: E2527
- NEMA: FB-1, OS-1



Most of the boxes, covers and lampholders are individually shrink wrapped, labeled and bar coded for ease of handling and identification.






Sturdy corrugated boxes with easy lift-off top with shrink wrapping facilitate merchandising.

Weatherproof Boxes, Covers, Lampholders and Lighting Fixtures

One-Gang Weatherproof Outlet Boxes and Extensions

Closure plugs, ground screw and mounting lugs included.

NEC/CEC:
Listed for Ordinary Locations

	Depth (Inches)	Wiring Cubic Inch Capacity	Hub Size (Inches)	No. Of Hubs	Catalog Number
	2	18.3	1/2	4	WSL150 ①
	2	18.3	3/4	4	WSL175
	2	18.3	1/2	3	WSM150 ①
	2	18.3	3/4	3	WSM175
	2	18.3	1	3	WSM110
	2	18.3	1/2	5	WSP150
	2	18.3	3/4	5	WSP175
	2	18.3	1/2	5	WSX150
	2	18.3	3/4	5	WSX175
	2	18.3	1	5	WSX110
	2-5/8	25.5	1/2	3	WDM150
	2-5/8	25.5	3/4	3	WDM175
	2-5/8	25.5	1	3	WDM110




① Catalog number shown represents gray color. White (Suffix -W) and Bronze (Suffix -B) also available. Consult local sales representative for lead time.

Weatherproof Boxes, Covers, Lampholders and Lighting Fixtures

One-Gang Weatherproof Outlet Boxes and Extensions

Closure plugs, ground screw and mounting lugs included.

NEC/CEC:
Listed for Ordinary Locations

	Depth (Inches)	Wiring Cubic Inch Capacity	Hub Size (Inches)	No. Of Hubs	Catalog Number
	2-5/8	25.5	1/2	5	WDX150
	2-5/8	25.5	3/4	5	WDX175
	2-5/8	25.5	1	5	WDX110
	1	9.5	-	-	WE1
	1-1/2	12.5	1/2	4	WEFX50
	1-1/2	12.5	3/4	4	WEFX75

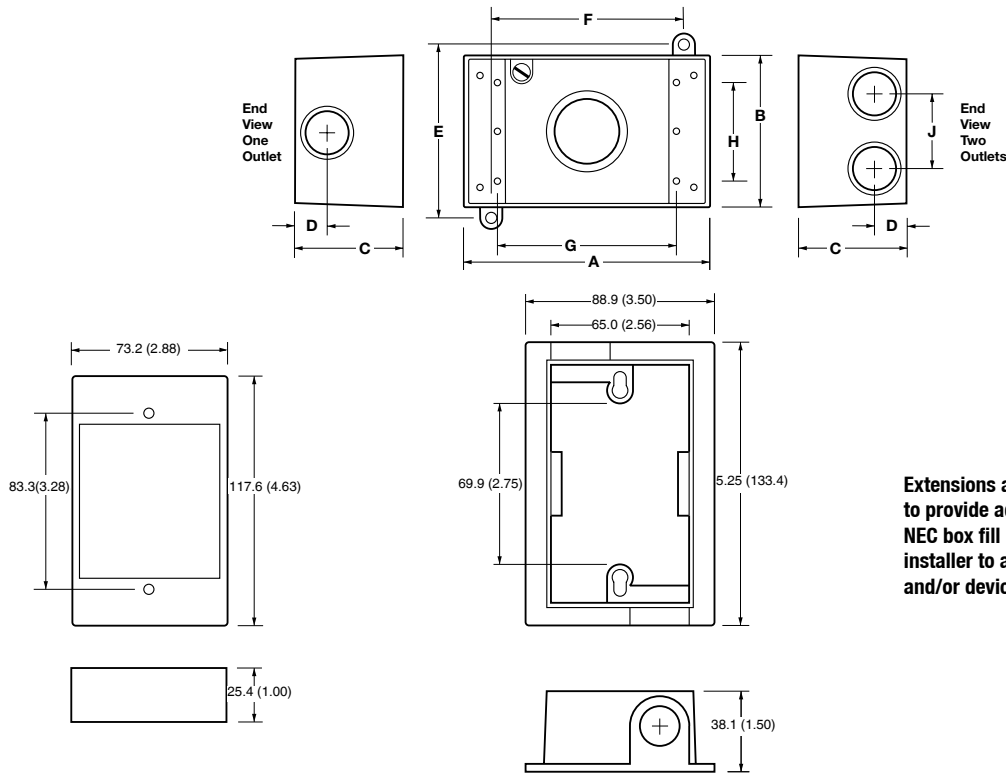
Weatherproof Boxes, Covers, Lampholders and Lighting Fixtures

One-Gang Box and Extension Dimensions

Closure plugs, ground screw and mounting lugs included.

NEC/CEC:
Listed for Ordinary Locations

Dimensions in Millimeters (Inches)



Extensions and Extension Adapters are used to provide additional capacity needed for NEC box fill requirements. Adapters allow installer to add "takeoffs" to new boxes and/or devices.

Extension E1

Flanged Extension Adapter: WEFX50, WEFX75






A	B	C	D	E	F	G	H	J	Catalog Number
115.8 (4.56)	71.4 (2.81)	50.8 (2.00)	17.5 (0.68)	77.7 (3.06)	88.9 (3.50)	82.6 (3.25)	47.8 (1.88)	36.5 (1.43)	WSL150
115.8 (4.56)	71.4 (2.81)	50.8 (2.00)	17.5 (0.68)	77.7 (3.06)	88.9 (3.50)	82.6 (3.25)	47.8 (1.88)	36.5 (1.43)	WSL175
115.8 (4.56)	71.4 (2.81)	50.8 (2.00)	17.5 (0.68)	77.7 (3.06)	88.9 (3.50)	82.6 (3.25)	47.8 (1.88)	-	WSM150
115.8 (4.56)	71.4 (2.81)	50.8 (2.00)	17.5 (0.68)	77.7 (3.06)	88.9 (3.50)	82.6 (3.25)	47.8 (1.88)	-	WSM175
115.8 (4.56)	71.4 (2.81)	50.8 (2.00)	17.5 (0.68)	77.7 (3.06)	88.9 (3.50)	82.6 (3.25)	47.8 (1.88)	-	WSM110
115.8 (4.56)	71.4 (2.81)	50.8 (2.00)	17.5 (0.68)	77.7 (3.06)	88.9 (3.50)	82.6 (3.25)	47.8 (1.88)	36.5 (1.43)	WSP150
115.8 (4.56)	71.4 (2.81)	50.8 (2.00)	17.5 (0.68)	77.7 (3.06)	88.9 (3.50)	82.6 (3.25)	47.8 (1.88)	36.5 (1.43)	WSP175
115.8 (4.56)	71.4 (2.81)	50.8 (2.00)	17.5 (0.68)	77.7 (3.06)	88.9 (3.50)	82.6 (3.25)	47.8 (1.88)	-	WSX150
115.8 (4.56)	71.4 (2.81)	50.8 (2.00)	17.5 (0.68)	77.7 (3.06)	88.9 (3.50)	82.6 (3.25)	47.8 (1.88)	-	WSX175
114.8 (4.52)	70.4 (2.77)	50.8 (2.00)	17.5 (0.68)	86.4 (3.40)	100.1 (3.94)	82.6 (3.25)	47.8 (1.88)	-	WSX110
115.8 (4.56)	71.4 (2.81)	66.8 (2.63)	19.1 (0.75)	77.7 (3.06)	88.9 (3.50)	82.6 (3.25)	47.8 (1.88)	-	WDM150
115.8 (4.56)	71.4 (2.81)	66.8 (2.63)	19.1 (0.75)	77.7 (3.06)	88.9 (3.50)	82.6 (3.25)	47.8 (1.88)	-	WDM175
115.8 (4.56)	71.4 (2.81)	66.8 (2.63)	19.1 (0.75)	77.7 (3.06)	88.9 (3.50)	82.6 (3.25)	47.8 (1.88)	-	WDM110
115.8 (4.56)	71.4 (2.81)	66.8 (2.63)	19.1 (0.75)	77.7 (3.06)	88.9 (3.50)	82.6 (3.25)	47.8 (1.88)	-	WDX150
115.8 (4.56)	71.4 (2.81)	66.8 (2.63)	19.1 (0.75)	77.7 (3.06)	88.9 (3.50)	82.6 (3.25)	47.8 (1.88)	-	WDX175
115.8 (4.56)	71.4 (2.81)	66.8 (2.63)	19.1 (0.75)	77.7 (3.06)	88.9 (3.50)	82.6 (3.25)	47.8 (1.88)	-	WDX110

Weatherproof Boxes, Covers, Lampholders and Lighting Fixtures

Two-Gang Weatherproof Outlet Boxes and Extensions

Closure plugs, ground screw and mounting lugs included.

NEC/CEC:
Listed for Ordinary Locations

	Depth (Inches)	Wiring Cubic Inch Capacity	Hub Size (Inches)	No. of Hubs	Catalog Number
	2.2	30.2	1/2	7	WSK250
	2.2	30.2	3/4	7	WSK275
	2.2	30.2	1/2	4	WSL250
	2.2	30.2	3/4	4	WSL275
	2.2	30.2	1/2	3	WSM250
	2.2	30.2	3/4	3	WSM275
	2.2	30.2	1	3	WSM210
	2.2	30.2	1/2	5	WSP250
	2.2	30.2	3/4	5	WSP275
	2.2	30.2	1/2	6	WSR250
	2.2	30.2	3/4	6	WSR275

Weatherproof Boxes, Covers, Lampholders and Lighting Fixtures

Two-Gang Weatherproof Outlet Boxes and Extensions

Closure plugs, ground screw and mounting lugs included.

NEC/CEC:
Listed for Ordinary Locations

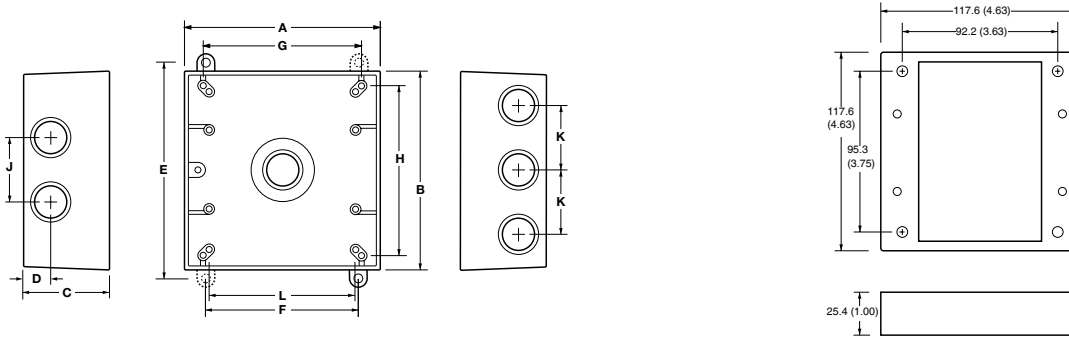
	Depth (Inches)	Wiring Cubic Inch Capacity	HubSize (Inches)	No. Of Hubs	Catalog Number
	2.2	30.2	1/2	7	WST250
	2.2	30.2	3/4	7	WST275
	2.2	30.2	1/2	5	WSX250
	2.2	30.2	3/4	5	WSX275
	2.2	30.2	1	5	WSX210
	2.78	36	1/2	7	WDK250
	2.78	36	3/4	7	WDK275
	2.78	36	1	7	WDK210
	2.78	36	1/2	5	WDP250
	2.78	36	3/4	5	WDP275
	2.78	36	1	5	WDP210
	1	16	—	—	WE2

Weatherproof Boxes, Covers, Lampholders and Lighting Fixtures

Two-Gang Box and Extension Dimensions

NEC/CEC:
Listed for Ordinary Locations

Dimensions in Millimeters (Inches)



Extension WE2 – Dimensions in Millimeters (Inches) Extensions and Extension Adapters are used to provide additional capacity needed for NEC box fill requirements. Adapters allow installer to add “take-offs” to new boxes and/or devices.


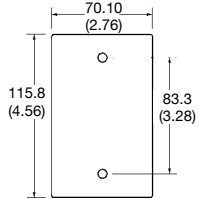

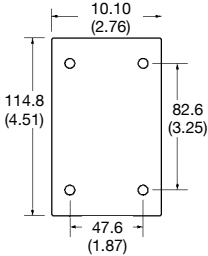

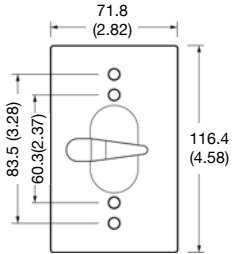

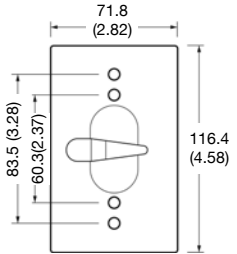

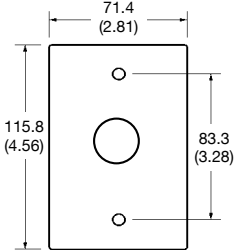
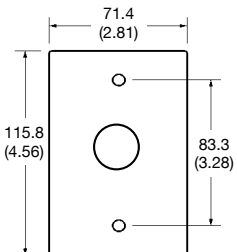
A	B	C	D	E	F	G	H	J	K	L	Catalog Number
115.0 (4.52)	115.0 (4.52)	54.5 (2.14)	16.0 (0.63)	123.6 (4.86)	98.2 (3.86)	93.7 (3.69)	96.1 (3.78)	-	-	82.6 (3.25)	WSK250
115.0 (4.52)	115.0 (4.52)	54.5 (2.14)	16.0 (0.63)	123.6 (4.86)	98.2 (3.86)	93.7 (3.69)	96.1 (3.78)	-	-	82.6 (3.25)	WSK275
115.0 (4.52)	115.0 (4.52)	54.5 (2.14)	16.0 (0.63)	123.6 (4.86)	98.2 (3.86)	93.7 (3.69)	96.1 (3.78)	38.1 (1.50)	-	82.6 (3.25)	WSL250
115.0 (4.52)	115.0 (4.52)	54.5 (2.14)	16.0 (0.63)	123.6 (4.86)	98.2 (3.86)	93.7 (3.69)	96.1 (3.78)	38.1 (1.50)	-	82.6 (3.25)	WSL275
115.0 (4.52)	115.0 (4.52)	54.5 (2.14)	16.0 (0.63)	123.6 (4.86)	98.2 (3.86)	93.7 (3.69)	96.1 (3.78)	-	-	82.6 (3.25)	WSM250
115.0 (4.52)	115.0 (4.52)	54.5 (2.14)	16.0 (0.63)	123.6 (4.86)	98.2 (3.86)	93.7 (3.69)	96.1 (3.78)	-	-	82.6 (3.25)	WSM275
115.0 (4.52)	115.0 (4.52)	54.5 (2.14)	16.0 (0.63)	123.6 (4.86)	98.2 (3.86)	93.7 (3.69)	96.1 (3.78)	-	-	82.6 (3.25)	WSM210
115.0 (4.52)	115.0 (4.52)	54.5 (2.14)	16.0 (0.63)	123.6 (4.86)	98.2 (3.86)	93.7 (3.69)	96.1 (3.78)	38.1 (1.50)	-	82.6 (3.25)	WSP250
115.0 (4.52)	115.0 (4.52)	54.5 (2.14)	16.0 (0.63)	123.6 (4.86)	98.2 (3.86)	93.7 (3.69)	96.1 (3.78)	38.1 (1.50)	-	82.6 (3.25)	WSP275
115.0 (4.52)	115.0 (4.52)	54.5 (2.14)	16.0 (0.63)	123.6 (4.86)	98.2 (3.86)	93.7 (3.69)	96.1 (3.78)	38.1 (1.50)	-	82.6 (3.25)	WSR250
115.0 (4.52)	115.0 (4.52)	54.5 (2.14)	16.0 (0.63)	123.6 (4.86)	98.2 (3.86)	93.7 (3.69)	96.1 (3.78)	38.1 (1.50)	-	82.6 (3.25)	WSR275
115.0 (4.52)	115.0 (4.52)	54.5 (2.14)	16.0 (0.63)	123.6 (4.86)	98.2 (3.86)	93.7 (3.69)	96.1 (3.78)	-	38.1 (1.50)	82.6 (3.25)	WST250
115.0 (4.52)	115.0 (4.52)	54.5 (2.14)	16.0 (0.63)	123.6 (4.86)	98.2 (3.86)	93.7 (3.69)	96.1 (3.78)	-	38.1 (1.50)	82.6 (3.25)	WST275
115.0 (4.52)	115.0 (4.52)	54.5 (2.14)	16.0 (0.63)	123.6 (4.86)	98.2 (3.86)	93.7 (3.69)	96.1 (3.78)	-	-	82.6 (3.25)	WSX250
115.0 (4.52)	115.0 (4.52)	54.5 (2.14)	16.0 (0.63)	123.6 (4.86)	98.2 (3.86)	93.7 (3.69)	96.1 (3.78)	-	-	82.6 (3.25)	WSX275
115.0 (4.52)	115.0 (4.52)	54.5 (2.14)	16.0 (0.63)	123.6 (4.86)	98.2 (3.86)	93.7 (3.69)	96.1 (3.78)	-	-	82.6 (3.25)	WSX210
115.0 (4.52)	115.0 (4.52)	67.8 (2.66)	21.7 (0.85)	123.6 (4.86)	98.2 (3.86)	93.7 (3.69)	96.1 (3.78)	38.1 (1.50)	-	82.6 (3.25)	WDK250
115.0 (4.52)	115.0 (4.52)	67.8 (2.66)	21.7 (0.85)	123.6 (4.86)	98.2 (3.86)	93.7 (3.69)	96.1 (3.78)	38.1 (1.50)	-	82.6 (3.25)	WDK275
115.0 (4.52)	115.0 (4.52)	67.8 (2.66)	21.7 (0.85)	123.6 (4.86)	98.2 (3.86)	93.7 (3.69)	96.1 (3.78)	38.1 (1.50)	-	82.6 (3.25)	WDK210
115.0 (4.52)	115.0 (4.52)	67.8 (2.66)	21.7 (0.85)	123.6 (4.86)	98.2 (3.86)	93.7 (3.69)	96.1 (3.78)	38.1 (1.50)	-	82.6 (3.25)	WDP250
115.0 (4.52)	115.0 (4.52)	67.8 (2.66)	21.7 (0.85)	123.6 (4.86)	98.2 (3.86)	93.7 (3.69)	96.1 (3.78)	38.1 (1.50)	-	82.6 (3.25)	WDP275
115.0 (4.52)	115.0 (4.52)	67.8 (2.66)	21.7 (0.85)	123.6 (4.86)	98.2 (3.86)	93.7 (3.69)	96.1 (3.78)	38.1 (1.50)	-	82.6 (3.25)	WDP210

Weatherproof Boxes, Covers, Lampholders and Lighting Fixtures

One-Gang Weatherproof Covers

Gasket and mounting hardware included.

NEC/CEC:
Listed for Ordinary Locations





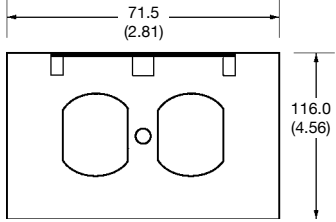


Description	Orientation	For use with devices	Color	Catalog Number	Dimensions in Millimeters (Inches)
 Blank Cover, 2-screws (stamped aluminum)	Universal	—	Gray	WCB1	
 Blank Cover, 4-screws (stamped aluminum)	Universal	—	Gray	WCB14	
 Toggle Switch Cover	Vertical	Switch (10A - 20A)	Gray	WCT1	
 Toggle Switch Cover w/ switch	Vertical	Switch (15A, 1-pole)	Gray	WCT115	
 Toggle Switch Cover w/ switch	Vertical	Switch (15A, 3 Way)	Gray	WCT113	
 Cover with Photocell (stamped aluminum)	Universal	Photocell (120A, 300W)	Gray	WCE1	

Weatherproof Boxes, Covers, Lampholders and Lighting Fixtures

One-Gang Weatherproof Covers

Gasket and mounting hardware included.

NEC/CEC:
Listed for Ordinary Locations

	Description	Orientation	For use with devices	Color	Catalog Number	Dimensions in Millimeters (Inches)
	Self closing cover	Vertical	Duplex Recept or Switch	Gray	WVD1 ①	
	Self closing cover 3/16" hole for padlock	Vertical	Duplex Recept or Switch	Gray	WVDL1 ②	
	Self closing cover	Horizontal	Duplex Recept or Switch	Gray	WHD1 ①	
	Stay open cover	Horizontal	Duplex Recept or Switch	Gray	WHDO1 ③	
	Self closing cover w/ recept	Horizontal	Duplex Recept	Gray	WHD1WR	

① Catalog number shown represents gray color. White (Suffix **-W**) and Bronze (Suffix **-B**) also available. Consult local sales representative for lead time.

② Hasp diameter 3/16". Lock not included.







③ Not UL Listed.

Weatherproof Boxes, Covers, Lampholders and Lighting Fixtures

One-Gang Weatherproof Covers

Gasket and mounting hardware included.

NEC/CEC:
Listed for Ordinary Locations

	Description	Orientation	For use with devices	Color	Catalog Number	Dimensions in Millimeters (Inches)
	Self Closing Cover	Vertical	Single Recept or Switch	Gray	WVS1	
	Self Closing Cover	Horizontal	Single Recept or Switch	Gray	WHS1	
	Self Closing Power Outlet Cover (2.125" opening)	Vertical	Single Recept (20A-50A)	Gray	WVP211	
	Self Closing Power Outlet Cover (1.625" opening)	Vertical	Single Recept	Gray	WVP161	
	Self Closing Power Outlet Cover (2.125" opening)	Vertical	Single Recept (20A-50A)	Gray	WVP21L1 ①	




① Hasp diameter 3/16". Lock not included.

Weatherproof Boxes, Covers, Lampholders and Lighting Fixtures

One-Gang Weatherproof Covers

Gasket and mounting hardware included.

NEC/CEC:
Listed for Ordinary Locations

	Description	Orientation	For use with devices	Color	Catalog Number	Dimensions in Millimeters (Inches)
	Self closing cover	Horizontal	GFCI	Gray	WHG1 ①	
	Self closing cover	Vertical	GFCI	Gray	WVG1 ①	


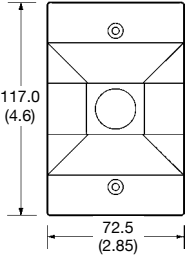



① Catalog number shown represents gray color. White (Suffix -W) and Bronze (Suffix -B) also available. Consult local sales representative for lead time.

Weatherproof Boxes, Covers, Lampholders and Lighting Fixtures

One-Gang Weatherproof Covers

Gasket and mounting hardware included.

NEC/CEC:
Listed for Ordinary Locations

	Description	Orientation	For use with devices	Color	Catalog Number	Dimensions in Millimeters (Inches)
	Raised Cover, one 1/2" hub	Universal	1 Photocell or lampholder	Gray	WC1150	
	Raised Cover, three 1/2" hubs	Universal	3 Photocells or lampholders	Gray	WC1350 ①	For horizontal to downward aiming (For use with 150 W max lamp) 
	Raised Cover, two 1/2" hubs with lampholders	Universal	2 Lampholders included	Gray	WC12L	



① Catalog number shown represents gray color. White (Suffix -W) and Bronze (Suffix -B) also available. Consult local sales representative for lead time.

Weatherproof Boxes, Covers, Lampholders and Lighting Fixtures

One-Gang Weatherproof In-Use Covers with Inserts


Gasket and mounting hardware included.

NEC/CEC:
Listed for Ordinary Locations

	Description	Orientation	Color	Catalog Number
	In-Use cover, 2-7/8" deep 3/8" hole for padlock (polycarbonate)	Universal	Clear	WCIU
	In-Use cover, 3-1/2" deep 3/8" hole for padlock (polycarbonate)	Universal	Clear	WCDIU1

WCIU1 and WCDIU1 Inserts 3 inserts produce 14 configurations

Single gang In-Use inserts can be used in both vertical and horizontal applications, by simply changing the hinge points.



① Provided with inserts, devices not included.

Weatherproof Boxes, Covers, Lampholders and Lighting Fixtures

One-Gang Weatherproof In-Use Covers with Inserts

NEC/CEC:
Listed for Ordinary Locations

Applications

- For use in damp or wet locations.

Features

- Extra-Duty rated per the requirements of the NEC.
- Provides weather protection with cover closed and cords plugged in.
- Multi-height lever adjusts to create a cover depth of 2-3/4" or 3-1/2".
- Impact rated.
- Adhesive sealing gasket factory installed to ease installation.
- Reinforced hinge withstands 40 lbs. stress test.
- Device inserts snap into place without the use of tools.
- Extra-large cord opening for heavy gauge cords.
- Sleek industrial design.
- Lockable.

Standard Materials

- Body/cover: diecast aluminum
- Lever: stamped steel

Standard Finishes

- Lever: zinc plated

NEC/CEC Certifications and Compliances

- UL Standard: 514D
- CSA Standard: C22.1
- cULus Listed: E2527

	Description	Orientation	Catalog Number	Dimensions In Millimeters (Inches)	
	1-Gang In Use Cover	Vertical	WCIU1DV		
	1-Gang In Use Cover	Horizontal	WCIU1DH		

Inserts









Round						
Duplex	GFCI	Switch	2-1/8"	1-11/16"	1-5/8"	1-5/8"
Duplex Adapter	GFCI Adapter	2-1/8" Adapter 1-5/8" Ring Switch Adapter	2-1/8" Adapter	1-11/16" Ring	1-5/8" Ring	1-5/8" Ring

Weatherproof Boxes, Covers, Lampholders and Lighting Fixtures

Two-Gang Weatherproof Covers

Gasket and mounting hardware included.

NEC/CEC:
Listed for Ordinary Locations

	Description	Orientation	For use with devices	Color	Catalog Number	Dimensions in Millimeters (Inches)
	Blank Cover (stamped aluminum)	Universal	—	Gray	WCB24	
	Self Closing Cover	Vertical	Single Recept and GFCI	Gray	WVSG2	
	Self Closing Cover	Vertical	Duplex Recept and GFCI	Gray	WVDG2	
	Self Closing Cover	Vertical	2 GFCI	Gray	WVGG2	

Weatherproof Boxes, Covers, Lampholders and Lighting Fixtures

Two-Gang Weatherproof Covers

Gasket and mounting hardware included.

NEC/CEC:
Listed for Ordinary Locations

Description	Orientation	For use with devices	Color	Catalog Number	Dimensions in Millimeters (Inches)
-------------	-------------	----------------------	-------	----------------	------------------------------------




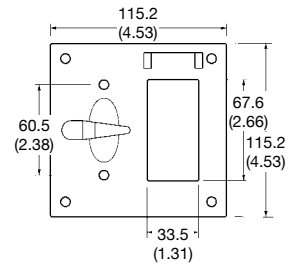
Self Closing Cover

Vertical

Switch and GFCI

Gray

WVTG2



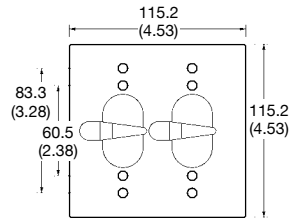
Toggle Switch Cover (stamped aluminum)

Vertical

2 Switches (15A - 20A)

Gray

WTT2






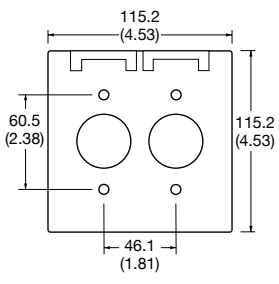


Weatherproof Boxes, Covers, Lampholders and Lighting Fixtures

Two-Gang Weatherproof Covers

Gasket and mounting hardware included.

NEC/CEC:
Listed for Ordinary Locations

	Description	Orientation	For use with devices	Color	Catalog Number	Dimensions in Millimeters (Inches)
	Self closing cover	Vertical	2 Duplex Recept or Switches	Gray	WVDD2	
	Self closing cover	Vertical	Single Recept and Duplex Recept	Gray	WVSD2 ①	
	Self closing cover	Vertical	2 Single Recept or Switches	Gray	WVSS2 ①	

① Catalog number shown represents gray color. White (Suffix -W) and Bronze (Suffix -B) also available. Consult local sales representative for lead time.

Weatherproof Boxes, Covers, Lampholders and Lighting Fixtures

Two-Gang Weatherproof In-Use Covers with Inserts

NEC/CEC:
Listed for Ordinary Locations

Applications

- For use in damp or wet locations.

Features

- Extra-Duty rated per the requirements of the NEC.
- Provides weather protection with cover closed and cords plugged in.
- Multi-height lever adjusts to create a cover depth of 2-3/4" or 3-1/2".
- Impact rated.
- Adhesive sealing gasket factory installed to ease installation.
- Reinforced hinge withstands 40 lbs. stress test.
- Device inserts snap into place without the use of tools.
- Extra-large cord opening for heavy gauge cords.
- Sleek industrial design.
- Lockable.

Standard Materials



- Body/cover: diecast aluminum
- Lever: stamped steel

Standard Finishes








- Lever: zinc plated

NEC/CEC Certifications and Compliances

- UL Standard: 514D
- CSA Standard: C22.1
- cULus Listed: E2527

Description	Orientation	Catalog Number	Dimensions In Millimeters (Inches)
 <p>2-Gang In Use Cover</p>	Horizontal	WCIU2SD	

Inserts


Round						
Duplex	GFCI	Switch	2-1/8"	1-11/16"	1-5/8"	1-5/8"
						
Duplex Adapter	GFCI Adapter	2-1/8" Adapter 1-5/8" Ring Switch Adapter	2-1/8" Adapter	1-11/16" Ring	1-5/8" Ring	1-5/8" Ring

Weatherproof Boxes, Covers, Lampholders and Lighting Fixtures

Two-Gang Weatherproof In-Use Covers with Inserts


Gasket and mounting hardware included.

NEC/CEC:
Listed for Ordinary Locations

	Description	Orientation	Color	Catalog Number
	In-Use Cover, 2-1/4" Deep (polycarbonate) 3/8" hole for padlock	Vertical	Clear	WCIU2 ①

WCIU2 Inserts– 6 inserts produce 70 configurations

Two gang In-Use convertible inserts snap together to create combinations for almost every application.






① Provided with inserts, devices not included.

Weatherproof Boxes, Covers, Lampholders and Lighting Fixtures

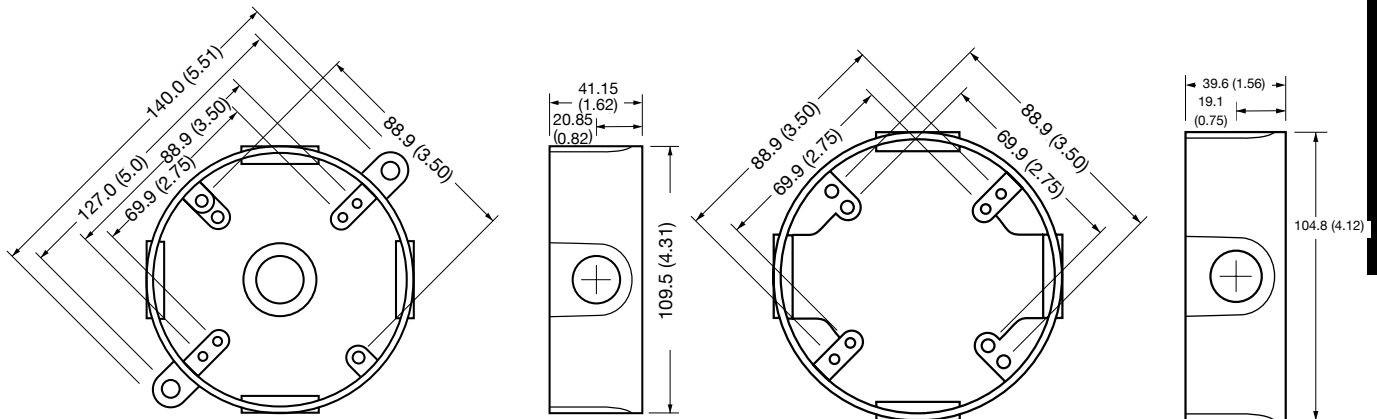
Round Weatherproof Outlet Boxes and Extensions

Closure plugs, ground screw and mounting lugs included.

NEC/CEC:
Listed for Ordinary Locations

	Depth (Inches)	Wiring Cubic Inch Capacity	Hub Size (Inches)	No. Of Hubs	Catalog Number
	1.62	16	1/2	5	WRX50 ①
	1.62	16	3/4	5	WRX75 ①
	1.62	16	1/2	5	WRX50CG
	1.62	16	3/4	5	WRX75CG
	1.62	16.5	1/2	4	WERX50
	1.62	16.5	3/4	4	WERX75

Dimensions in Millimeters (Inches)



WRX50
WRX75
WRX50CG
WRX75CG

Extension WERX50/WERX75

Extensions and Extension Adapters are used to provide additional capacity needed for NEC box fill requirements. Adapters allow installer to add "take-offs" to new boxes and/or devices.






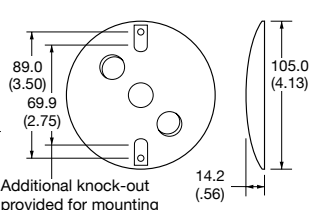

① Catalog number shown represents gray color. White (Suffix -W) and Bronze (Suffix -B) also available. Consult local sales representative for lead time.

Weatherproof Boxes, Covers, Lampholders and Lighting Fixtures

Round Weatherproof Covers



Gasket and mounting hardware included. Lampholders are adjustable. Porcelain sockets.

NEC/CEC:
Listed for Ordinary Locations

	Description	Orientation	For use with devices	Color	Catalog Number	Dimensions in Millimeters (Inches)
	Blank Cover, 4" OD (stamped aluminum)	Universal	—	Gray	WCBR	
	Raised Cover, One 1/2" hub	Universal	1 Photocell or lampholder	Gray	WCR150 ①	 Additional knock-out provided for mounting to 3-1/2" Round Box.
	Raised Cover, Three 1/2" hubs	Universal	3 Photocells or lampholders	Gray	WCR350 ①	 Additional knock-out provided for mounting to 3-1/2" Round Box.
	Raised Cover, two 1/2" hubs with lampholders	Universal	2 Lampholders included	Gray	WCR2L ②	

Locking swivel knuckle permits lamp positioning and aiming.

Supplied with porcelain sockets, gaskets, extra long leads, locknut and other hardware. For aiming horizontal or downward. For use with 150 W.

	Description	Color	Catalog Number	Dimensions in Millimeters (Inches)
	Lampholder	Unfinished Metal	WLU1	
	Finished Lampholder	Gray	WLI ①	





① Catalog number shown represents gray color. White (Suffix **-W**) and Bronze (Suffix **-B**) also available. Consult local sales representative for lead time.

② For horizontal to downward aiming For use with 150W max. lamp. Box not included.

Weatherproof Boxes, Covers, Lampholders and Lighting Fixtures

Ceiling Plates and Lampholders

NEC/CEC:
Listed for Ordinary Locations

	Description	Orientation	For use with devices	Color	Catalog Number	Dimensions in Millimeters (Inches)
	Ceiling plate (deep) with lampholders	Universal	2 Lampholders included	White	WCRD2LW ①	
	Ceiling plate w/ beveled edge	Universal	—	White	WCRB3W	
	Ceiling plate w/ beveled edge	Universal	—	White	WCRB4W	

① For use with 150W max. lamp.




Weatherproof Boxes, Covers, Lampholders and Lighting Fixtures

Weatherproof Incandescent Fixtures

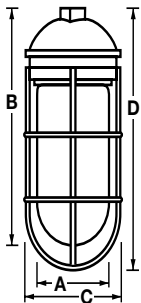
NEC/CEC:
Listed for Ordinary Locations

Factory assembled with guard, 120 volt rated.

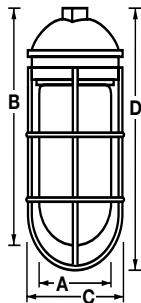
Ground screw, closure plugs and mounting lugs included. Use with 125 °C (257 °F) supply wire. Use with medium base incandescent lamps. Gray color.

	Mounting Style	Hub Size (Inches)	No. of Hubs	Wattage	Dimensions In Millimeters (Inches)						Catalog Number
					A	B	C	D	E	F	
	Pendant	1/2	1	100	85.0 (3.34)	231.0 (9.09)	105.5 (4.15)	251.0 (9.88)	—	—	WFA1050G
	Pendant	3/4	1	100	85.0 (3.34)	231.0 (9.09)	105.5 (4.15)	251.0 (9.88)	—	—	WFA1075G
	Pendant	1/2	1	200	109.8 (4.32)	266.7 (10.50)	135.5 (5.33)	279.4 (11.00)	—	—	WFA2050G
	Pendant	3/4	1	200	109.8 (4.32)	266.7 (10.50)	135.5 (5.33)	279.4 (11.00)	—	—	WFA2075G
	Ceiling	1/2	5	100	85.0 (3.34)	219.0 (8.62)	105.5 (4.15)	238.0 (9.37)	—	—	WFC1050G
	Ceiling	3/4	5	100	85.0 (3.34)	219.0 (8.62)	108.0 (4.15)	238.0 (9.37)	—	—	WFC1075G
	Ceiling	1/2	5	200	109.8 (4.32)	266.7 (10.50)	135.5 (5.33)	273.1 (10.75)	—	—	WFC2050G
	Ceiling	3/4	5	200	109.8 (4.32)	266.7 (10.50)	135.5 (5.33)	273.1 (10.75)	—	—	WFC2075G
	Wall	1/2	5	100	85.0 (3.34)	184.2 (7.25)	105.5 (4.15)	207.0 (8.14)	118.0 (4.64)	106.0 (4.17)	WFW1050G
	Wall	3/4	5	100	85.0 (3.34)	184.2 (7.25)	105.5 (4.15)	207.0 (8.14)	118.0 (4.64)	106.0 (4.17)	WFW1075G
	Wall	1/2	5	200	109.8 (4.32)	222.3 (8.75)	135.5 (5.33)	235.0 (9.25)	118.0 (4.64)	114.3 (4.50)	WFW2050G
	Wall	3/4	5	200	109.8 (4.32)	222.3 (8.75)	135.5 (5.33)	235.0 (9.25)	118.0 (4.64)	114.3 (4.50)	WFW2075G

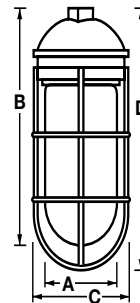
Dimensions in Millimeters (Inches)



WFA Series



WFC Series






WFW Series

Weatherproof Boxes, Covers, Lampholders and Lighting Fixtures

Accessories and Replacement Parts

NEC/CEC:
Listed for Ordinary Locations

Accessories				
	Electrical Rating	Description	Color	Catalog Number
	120 Vac, 5 Amp	Automated Door Operated Light Switch	Metal	WSWITCH
	120 Vac, 300 watt	Photoelectric Night Switch with Time Delay for Lamp Posts	—	WPHOTO
	120 Vac, 300 watt	Photoelectric Night Switch with Time Delay 1/2" NPT w/locknut	Gray	WPHOTO50
Replacement Parts				
	Description	Color	Catalog Number	
	Universal 1 gang gasket	Black	WGSK1	
	Universal 2 gang gasket	Black	WGSK2	
	1 gang gasket, single and duplex covers	Black	WGSKD1	
	External lampholder gasket	Black	WGSKEL	
	2 Mounting lugs w/ screws	Gray	WLUGS	
	4-1" closure Plugs	Gray	WPLG104 ①	
	4-1/2" Closure Plugs	Gray	WPLG504 ①	
	4-3/4" Closure Plugs	Gray	WPLG754 ①	
	Heavy duty wire guard for 100 watt fixtures, #8 AWS	—	WFG1	
	Heavy duty wire guard for 200 watt fixtures, #8 AWS	—	WFG2	
	Glass globe for 100 W lighting fixtures	—	WFGL1	
	Glass globe for 200 W lighting fixtures	—	WFGL2	

① Catalog number shown represents gray color. White (Suffix -W) and Bronze (Suffix -B) also available. Consult local sales representative for lead time.