Catalog Number
Notes
Type

Contractor Select™

WF2 ALO + SWW5

Wafer 2" LED Flat Switchable Downlight

Tiny but mighty, the Juno Wafer 2" flat series provides the ultimate flexibility for accent and downlighting applications from a single fixture. The compact overall fixture size allows for installation practically anywhere in IC and non-IC environments and delivers over 800 lumens from a miniature 2" aperture. This downlight features switchable white and adjustable lumen technology. Easily select between 2700K, 3000K, 3500K, 4000K or 5000K CCTs and 3 lumen outputs directly on the junction box to customize the fixture for your space.

FEATURES:

- 5 switchable white color temperatures to choose from via switch; 2700K, 3000K, 3500K, 4000K, 5000K CCT; 90 CRI. Switch is factory preset at 3000K CCT
- Low, Medium and High lumen output settings included; Switch is factory preset at the high lumen setting
- Low profile construction allows for fit into tight spaces
- Offered with dedicated 120V dimmable driver with flicker-free dimming from 100% to 10%
- Install from below as a remodel or new construction mounting frame available for new fixture installs
- Offered with field installable matte black trim finish insert.

APPLICATIONS:

- Low lumen setting provides perfect accent light for small spaces when used within nooks, architectural features and soffits
- Medium and High lumen settings provide general illumination in spaces that benefit from wide, high angle light including showers, closets and pantries
- Wet location rated and Air-Loc: perfect for showers, bathrooms, and outdoor soffits.

Catalog Number	UPC	Description	Replaces Up To	Lumens (30K)	Input Watts (max nominal)	CCT	CRI	Voltage	Finish	Dimming Protocol	Pallet qty.
WF2 RD ALO25 SWW5 90CRI 120 MW M6	00197589570755	2" Flat LED Downlight	65W Incandescent	517L/689L/862L	10W	2700K/3000K/ 3500K/4000K/ 5000K	90	120V	Matte White	Forward/ Reverse Phase	540

Accessories: *Order as separate catalog number.*	
2NCMF	2" New Construction Pan
WFJB U	Remodel Joist Bar
WFEXC6 SW3PIN FT4	3-Pin 6ft Cable
WFEXC10 SW3PIN FT4	3-Pin 10ft Cable
WFEXC20 SW3PIN FT4	3-Pin 20ft Cable
WF2GR MW JZ	2" Wafer Goof Ring 2.75" ID x 4.75" OD

Note: Goof ring is made of 22 gauge steel and painted white.

2NCMF
New Construction Pan

WFEXCx
FT4 3-Pin Cable

Remodel Joist Bar

TRIM INSERTS

TRIM INSERTS (for field configuration; ordered separately) **Example:** WF2TRIM RD MB M6

Series	Trim Style	Finish	Packaging
WF2TRIM	**RD** Round	**MB** Matte Black	**M6** Master Pack of 6 units

Pre-Install color finish trim insert over white 2" Wafer LED Downlight.



Press down color finish tabs for post-installation to create final Wafer LED Downlight.

© 2024 Acuity Brands Lighting, Inc. All rights reserved. Rev. 03/26/24

Specifications

HOUSING:
Low profile aluminum housing with integral white flange provides passive thermal cooling to achieve L70 at 50,000 hours •Designed for installation directly into the plenum in IC (insulated ceiling) or non-IC construction • FT4 3-pin plenum rated cable connector to connect from module to remote driver box • Provided with spring clips for ease of installation • Cutout templates are provided to ensure a correct sized hole is cut for proper installation of the trim. Size of hole must be a minimum of 2 1/2 inches • Accommodates a 3/8" up to a 1 1/2"ceiling thickness • Can be removed from the ceiling for service or replacement.

LED LIGHT ENGINE:
Integrated light engine that mounts directly to one piece high purity aluminum housing providing superior heat transfer to ensure long life of the LEDs • Designed with switchable LED color temperature and adjustable lumen output technology • LED color temperature settings include 2700K, 3000K, 3500K, 4000K and 5000K; factory set at 3000K • Color accuracy within 4 step McAdams Ellipse at the end CCT (2700K and 5000K), within 6 step McAdams Ellipse in the middle CCT (3000K, 3500K, and 4000K) • 90CRI minimum • Three lumen switching options include low, medium and high; factory set at high setting.

DRIVER:
Dedicated 120 volt • Power factor > 0.9 at 120V input • 120 volt only driver is dimmable with the use of most incandescent, magnetic low voltage and electronic low voltage wall box dimmers • Dimming 100% to 10% • For a list of compatible dimmers, see list of compatible dimmers • Driver is integrated inside an IC rated steel remote junction box and provided with performance selector switches directly on the box to choose between (5) LED color temperatures and (3) lumen output settings for Low/Medium/High • Features industry leading, contractor friendly large 12 cubic-inch wiring compartment with (2) 1/2" knockouts with slots for pryout • Listed for through-branch wiring, maximum of 4 #12 branch circuit • Flexible supply is recommended, and non-flexible supply requires top access • 5-1/2" plenum space required for the installation of the driver box.

OPTICAL SYSTEM:
Edge-lit LED technology coupled with a light guide plate and lens conceals the LEDs and produces uniform aperture luminance • Light emitting surface at ceiling provides wide, high angle light and even illumination for accent and general downlighting applications • Equivalent to the performance of 65W incandescent sources.

LIFE:
Rated for 50,000 hours at 70% lumen maintenance.

LABELS:
CSA certified to US and Canadian safety standards • ENERGY STAR® certified product • Suitable for wet location, covered ceiling • Air-Loc certified in accordance with ASTM E283-2004 • NOM Certified • Can be used to comply with California Title 24 Part 6 High Efficacy LED light Source Requirements • U.S. Patent No. 10,681,784.

TESTING:
All reports are based on published industry procedures; field performance may differ from laboratory performance.

WARRANTY:
5-year limited warranty. This is the only warranty provided and no other statements in this specification sheet create any warranty of any kind. All other express and implied warranties are disclaimed. Complete warranty terms located at: www.acuitybrands.com/support/warranty/terms-and-conditions

Note: Actual performance may differ as a result of end-user environment and application. All values are design or typical values, measured under laboratory conditions at 25 °C. Specifications subject to change without notice.

Dimensions

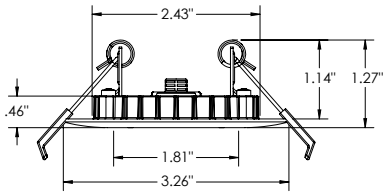

2 1/2" CEILING CUTOUT

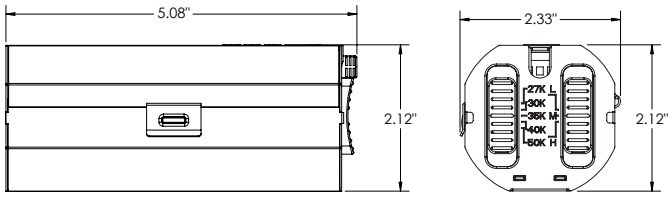

LIGHTING PERFORMANCE DATA
DONNÉES SUR LE RENDEMENT DE L'ÉCLAIRAGE

Light Appearance (CCT) Aspect de la lumière (CCT)	
2700K soft white | blanc doux	
830 lumen (high/élevée) | **81** lpw	
3000K warm white | blanc chaud	
862 lumen (high/élevée) | **85** lpw	
3500K neutral white | blanc neutre	
880 lumen (high/élevée) | **86** lpw	
4000K cool white | blanc froid	
875 lumen (high/élevée) | **86** lpw	
5000K daylight | blanc neutre	
843 lumen (high/élevée) | **83** lpw	
Watts	**10**
Color Accuracy (CRI) Précision des couleurs (CRI)	**90**

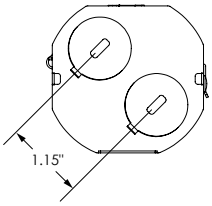

PERFORMANCE DATA

WF2 Dedicated 120V Only Driver (120 FRPC)

	LOW	MEDIUM	HIGH
Input Power	5.6W (+/-5%)	7.7W (+/-5%)	10W (+/-5%)
Input Current	0.06A	0.085A	0.11A
Frequency	60Hz	60Hz	60Hz
EMI/RFI	FCC Title 47, Part 15 Class B (consumer)	FCC Title 47, Part 15 Class B (consumer)	FCC Title 47, Part 15 Class B (consumer)
Minimum Starting Temp	-20°C	-20°C	-20°C

Note: Actual performance may differ as a result of end-user environment and application. All values are design or typical values, measured under laboratory conditions at 25°C.

© 2024 Acuity Brands Lighting, Inc. All rights reserved. Rev. 03/26/24

Photometrics

2" LUMEN MULTIPLIER		
LOW	MEDIUM	HIGH
0.6	0.8	1.0

WF2 RD ALO25 SWW5 90CRI MW M6-HI 27K Input Watts: 9.6, Delivered Lumens: 830, LPW: 86.5, S/MH: 1.21, Test No: ISF 24546-P1

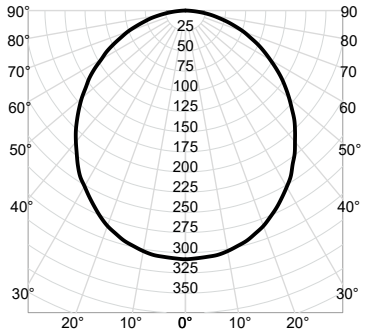

CP Summary

	0°
0°	308
5°	306
15°	295
25°	269
35°	233
45°	192
55°	146
65°	100
75°	54
85°	13
90°	0

Zonal Lumen Summary

Zone	Lumens	% Fixture
0° - 30°	236	28%
0° - 40°	382	46%
0° - 60°	660	79%
0° - 90°	830	100%
90° - 180°	0	0%
0° - 180°	830	100%

Coefficients of Utilization

ρf									
ρc	80%			70%			50%		
ρw	50%	30%	10%	50%	30%	10%	50%	30%	10%
0	119	119	119	116	116	116	111	111	111
1	104	100	96	102	98	94	98	94	91
2	91	84	78	89	83	77	85	80	76
3	80	72	65	78	71	65	75	69	64
4	71	62	55	70	61	55	67	60	54
5	63	54	48	62	54	48	60	53	47
6	57	48	42	56	48	42	54	47	41
7	52	43	37	51	43	37	50	42	37
8	47	39	33	47	39	33	45	38	33
9	44	35	30	43	35	30	42	35	30
10	40	32	27	40	32	27	39	32	27

Cone of Light

Mounting Height	Initial FC Center Beam	Beam Diameter
6.0	8.6	16.0
8.0	4.8	21.3
10.0	3.1	26.7
12.0	2.1	32.0
14.0	1.6	37.4

Beam Angle: 106.3°
Field Angle: 161.3°
Spacing Criterion: @ 0 = 1.21 / @ 90 = 1.22

Luminance (cd/sq.m)

	Average Luminance
0°	164,991
45°	145,216
55°	136,439
65°	126,202
75°	111,703
85°	80,069

WF2 RD ALO25 SWW5 90CRI MW M6-HI 30K Input Watts: 9.5, Delivered Lumens: 862, LPW: 90.7, S/MH: 1.21, Test No: ISF 24546-P2

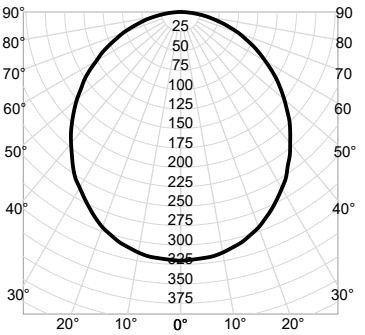

CP Summary

	0°
0°	320
5°	318
15°	307
25°	280
35°	242
45°	199
55°	152
65°	104
75°	56
85°	14
90°	0

Zonal Lumen Summary

Zone	Lumens	% Fixture
0° - 30°	246	28%
0° - 40°	397	46%
0° - 60°	685	79%
0° - 90°	862	100%
90° - 180°	0	0%
0° - 180°	862	100%

Coefficients of Utilization

ρf									
ρc	80%			70%			50%		
ρw	50%	30%	10%	50%	30%	10%	50%	30%	10%
0	119	119	119	116	116	116	111	111	111
1	104	100	96	102	98	94	98	94	91
2	91	84	78	89	83	77	85	80	76
3	80	72	65	78	71	65	75	69	64
4	71	62	55	70	61	55	67	60	54
5	63	54	48	62	54	48	60	53	47
6	57	48	42	56	48	42	54	47	41
7	52	43	37	51	43	37	50	42	37
8	47	39	33	47	39	33	45	38	33
9	44	35	30	43	35	30	42	35	30
10	40	32	27	40	32	27	39	32	27

Cone of Light

Mounting Height	Initial FC Center Beam	Beam Diameter
6.0	8.9	16.0
8.0	5.0	21.3
10.0	3.2	26.7
12.0	2.2	32.0
14.0	1.6	37.4

Beam Angle: 106.3°
Field Angle: 161.3°
Spacing Criterion: @ 0 = 1.21 / @ 90 = 1.22

Luminance (cd/sq.m)

	Average Luminance
0°	171,434
45°	150,887
55°	141,768
65°	131,131
75°	116,065
85°	83,196

WF2 RD ALO25 SWW5 90CRI MW M6-HI 35K Input Watts: 9.3, Delivered Lumens: 880, LPW: 94.6, S/MH: 1.21, Test No: ISF 24546-P3

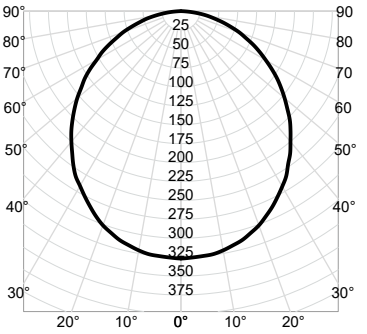

CP Summary

	0°
0°	327
5°	325
15°	313
25°	285
35°	247
45°	203
55°	155
65°	106
75°	57
85°	14
90°	0

Zonal Lumen Summary

Zone	Lumens	% Fixture
0° - 30°	251	28%
0° - 40°	406	46%
0° - 60°	700	79%
0° - 90°	880	100%
90° - 180°	0	0%
0° - 180°	880	100%

Coefficients of Utilization

ρf									
ρc	80%			70%			50%		
ρw	50%	30%	10%	50%	30%	10%	50%	30%	10%
0	119	119	119	116	116	116	111	111	111
1	104	100	96	102	98	94	98	94	91
2	91	84	78	89	83	77	85	80	76
3	80	72	65	78	71	65	75	69	64
4	71	62	55	70	61	55	67	60	54
5	63	54	48	62	54	48	60	53	47
6	57	48	42	56	48	42	54	47	41
7	52	43	37	51	43	37	50	42	37
8	47	39	33	47	39	33	45	38	33
9	44	35	30	43	35	30	42	35	30
10	40	32	27	40	32	27	39	32	27

Cone of Light

Mounting Height	Initial FC Center Beam	Beam Diameter
6.0	9.1	16.0
8.0	5.1	21.3
10.0	3.3	26.7
12.0	2.3	32.0
14.0	1.7	37.4

Beam Angle: 106.3°
Field Angle: 161.3°
Spacing Criterion: @ 0 = 1.21 / @ 90 = 1.22

Luminance (cd/sq.m)

	Average Luminance
0°	175,014
45°	154,038
55°	144,728
65°	133,869
75°	118,489
85°	84,933

© 2024 Acuity Brands Lighting, Inc. All rights reserved. Rev. 03/26/24

Photometrics

WF2 RD ALO25 SWW5 90CRI MW M6-HI 40K Input Watts: 9.4, Delivered Lumens: 875, LPW: 93.1, S/MH: 1.21, Test No: ISF 24546-P4

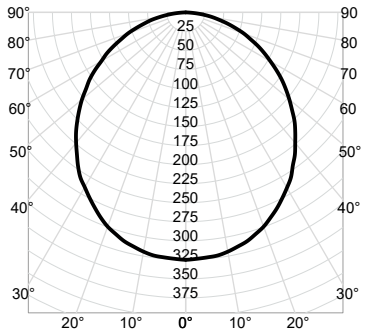

CP Summary

0°	
0°	325
5°	323
15°	311
25°	284
35°	246
45°	202
55°	154
65°	105
75°	57
85°	14
90°	0

Zonal Lumen Summary

Zone	Lumens	% Fixture
0° - 30°	249	28%
0° - 40°	403	46%
0° - 60°	696	79%
0° - 90°	875	100%
90° - 180°	0	0%
0° - 180°	875	100%

Coefficients of Utilization

ρf	80%			70%			50%		
ρc	50%	30%	10%	50%	30%	10%	50%	30%	10%
ρw									
0	119	119	119	116	116	116	111	111	111
1	104	100	96	102	98	94	98	94	91
2	91	84	78	89	83	77	85	80	76
3	80	72	65	78	71	65	75	69	64
4	71	62	55	70	61	55	67	60	54
5	63	54	48	62	54	48	60	53	47
6	57	48	42	56	48	42	54	47	41
7	52	43	37	51	43	37	50	42	37
8	47	39	33	47	39	33	45	38	33
9	44	35	30	43	35	30	42	35	30
10	40	32	27	40	32	27	39	32	27

Cone of Light

Mounting Height	Initial FC Center Beam	Beam Diameter
6.0	9.0	16.0
8.0	5.1	21.3
10.0	3.3	26.7
12.0	2.3	32.0
14.0	1.7	37.4

Beam Angle: 106.3°
Field Angle: 161.3°
Spacing Criterion: @ 0 = 1.21 / @ 90 = 1.22

Luminance (cd/sq.m)

	Average Luminance
0°	174,020
45°	153,163
55°	143,906
65°	133,109
75°	117,815
85°	84,451

WF2 RD ALO25 SWW5 90CRI MW M6-HI 50K Input Watts: 9.8, Delivered Lumens: 843, LPW: 86.0, S/MH: 1.21, Test No: ISF 24546-P5

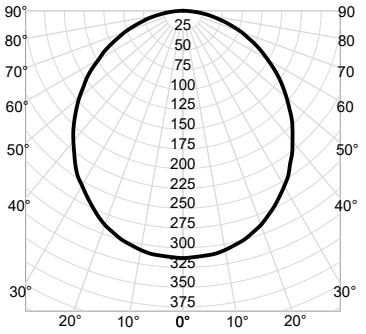

CP Summary

0°	
0°	313
5°	311
15°	300
25°	273
35°	237
45°	195
55°	149
65°	101
75°	55
85°	13
90°	0

Zonal Lumen Summary

Zone	Lumens	% Fixture
0° - 30°	240	28%
0° - 40°	388	46%
0° - 60°	670	79%
0° - 90°	843	100%
90° - 180°	0	0%
0° - 180°	843	100%

Coefficients of Utilization

ρf	80%			70%			50%		
ρc	50%	30%	10%	50%	30%	10%	50%	30%	10%
ρw									
0	119	119	119	116	116	116	111	111	111
1	104	100	96	102	98	94	98	94	91
2	91	84	78	89	83	77	85	80	76
3	80	72	65	78	71	65	75	69	64
4	71	62	55	70	61	55	67	60	54
5	63	54	48	62	54	48	60	53	47
6	57	48	42	56	48	42	54	47	41
7	52	43	37	51	43	37	50	42	37
8	47	39	33	47	39	33	45	38	33
9	44	35	30	43	35	30	42	35	30
10	40	32	27	40	32	27	39	32	27

Cone of Light

Mounting Height	Initial FC Center Beam	Beam Diameter
6.0	8.7	16.0
8.0	4.9	21.3
10.0	3.1	26.7
12.0	2.2	32.0
14.0	1.6	37.4

Beam Angle: 106.3°
Field Angle: 161.3°
Spacing Criterion: @ 0 = 1.21 / @ 90 = 1.22

Luminance (cd/sq.m)

	Average Luminance
0°	167,656
45°	147,561
55°	138,643
65°	128,241
75°	113,507
85°	81,362

© 2024 Acuity Brands Lighting, Inc. All rights reserved. Rev. 03/26/24

Catalog Number
Notes
Type

Contractor Select™

WF2 ALO + SWW5

Wafer 2" LED Flat Switchable Downlight

Tiny but mighty, the Juno Wafer 2" flat series provides the ultimate flexibility for accent and downlighting applications from a single fixture. The compact overall fixture size allows for installation practically anywhere in IC and non-IC environments and delivers over 800 lumens from a miniature 2" aperture. This downlight features switchable white and adjustable lumen technology. Easily select between 2700K, 3000K, 3500K, 4000K or 5000K CCTs and 3 lumen outputs directly on the junction box to customize the fixture for your space.

FEATURES:

- 5 switchable white color temperatures to choose from via switch; 2700K, 3000K, 3500K, 4000K, 5000K CCT; 90 CRI. Switch is factory preset at 3000K CCT
- Low, Medium and High lumen output settings included; Switch is factory preset at the high lumen setting
- Low profile construction allows for fit into tight spaces
- Offered with dedicated 120V dimmable driver with flicker-free dimming from 100% to 10%
- Install from below as a remodel or new construction mounting frame available for new fixture installs
- Offered with field installable matte black trim finish insert.

APPLICATIONS:

- Low lumen setting provides perfect accent light for small spaces when used within nooks, architectural features and soffits
- Medium and High lumen settings provide general illumination in spaces that benefit from wide, high angle light including showers, closets and pantries
- Wet location rated and Air-Loc: perfect for showers, bathrooms, and outdoor soffits.

Catalog Number	UPC	Description	Replaces Up To	Lumens (30K)	Input Watts (max nominal)	CCT	CRI	Voltage	Finish	Dimming Protocol	Pallet qty.
WF2 RD ALO25 SWW5 90CRI 120 MW M6	00197589570755	2" Flat LED Downlight	65W Incandescent	517L/689L/862L	10W	2700K/3000K/ 3500K/4000K/ 5000K	90	120V	Matte White	Forward/ Reverse Phase	540

Accessories: *Order as separate catalog number.*	
2NCMF	2" New Construction Pan
WFJB U	Remodel Joist Bar
WFEXC6 SW3PIN FT4	3-Pin 6ft Cable
WFEXC10 SW3PIN FT4	3-Pin 10ft Cable
WFEXC20 SW3PIN FT4	3-Pin 20ft Cable
WF2GR MW JZ	2" Wafer Goof Ring 2.75" ID x 4.75" OD

Note: Goof ring is made of 22 gauge steel and painted white.

2NCMF
New Construction Pan

WFEXCx
FT4 3-Pin Cable

Remodel Joist Bar

TRIM INSERTS

TRIM INSERTS (for field configuration; ordered separately) **Example:** WF2TRIM RD MB M6

Series	Trim Style	Finish	Packaging
WF2TRIM	**RD** Round	**MB** Matte Black	**M6** Master Pack of 6 units

Pre-Install color finish trim insert over white 2" Wafer LED Downlight.



Press down color finish tabs for post-installation to create final Wafer LED Downlight.

© 2024 Acuity Brands Lighting, Inc. All rights reserved. Rev. 03/26/24

Specifications

HOUSING:
Low profile aluminum housing with integral white flange provides passive thermal cooling to achieve L70 at 50,000 hours •Designed for installation directly into the plenum in IC (insulated ceiling) or non-IC construction • FT4 3-pin plenum rated cable connector to connect from module to remote driver box • Provided with spring clips for ease of installation • Cutout templates are provided to ensure a correct sized hole is cut for proper installation of the trim. Size of hole must be a minimum of 2 1/2 inches • Accommodates a 3/8" up to a 1 1/2"ceiling thickness • Can be removed from the ceiling for service or replacement.

LED LIGHT ENGINE:
Integrated light engine that mounts directly to one piece high purity aluminum housing providing superior heat transfer to ensure long life of the LEDs • Designed with switchable LED color temperature and adjustable lumen output technology • LED color temperature settings include 2700K, 3000K, 3500K, 4000K and 5000K; factory set at 3000K • Color accuracy within 4 step McAdams Ellipse at the end CCT (2700K and 5000K), within 6 step McAdams Ellipse in the middle CCT (3000K, 3500K, and 4000K) • 90CRI minimum • Three lumen switching options include low, medium and high; factory set at high setting.

DRIVER:
Dedicated 120 volt • Power factor > 0.9 at 120V input • 120 volt only driver is dimmable with the use of most incandescent, magnetic low voltage and electronic low voltage wall box dimmers • Dimming 100% to 10% • For a list of compatible dimmers, see list of compatible dimmers • Driver is integrated inside an IC rated steel remote junction box and provided with performance selector switches directly on the box to choose between (5) LED color temperatures and (3) lumen output settings for Low/Medium/High • Features industry leading, contractor friendly large 12 cubic-inch wiring compartment with (2) 1/2" knockouts with slots for pryout • Listed for through-branch wiring, maximum of 4 #12 branch circuit • Flexible supply is recommended, and non-flexible supply requires top access • 5-1/2" plenum space required for the installation of the driver box.

OPTICAL SYSTEM:
Edge-lit LED technology coupled with a light guide plate and lens conceals the LEDs and produces uniform aperture luminance • Light emitting surface at ceiling provides wide, high angle light and even illumination for accent and general downlighting applications • Equivalent to the performance of 65W incandescent sources.

LIFE:
Rated for 50,000 hours at 70% lumen maintenance.

LABELS:
CSA certified to US and Canadian safety standards • ENERGY STAR® certified product • Suitable for wet location, covered ceiling • Air-Loc certified in accordance with ASTM E283-2004 • NOM Certified • Can be used to comply with California Title 24 Part 6 High Efficacy LED light Source Requirements • U.S. Patent No. 10,681,784.

TESTING:
All reports are based on published industry procedures; field performance may differ from laboratory performance.

WARRANTY:
5-year limited warranty. This is the only warranty provided and no other statements in this specification sheet create any warranty of any kind. All other express and implied warranties are disclaimed. Complete warranty terms located at: www.acuitybrands.com/support/warranty/terms-and-conditions

Note: Actual performance may differ as a result of end-user environment and application. All values are design or typical values, measured under laboratory conditions at 25 °C. Specifications subject to change without notice.

Dimensions

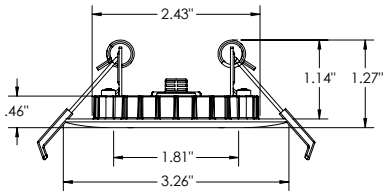

2 1/2" CEILING CUTOUT

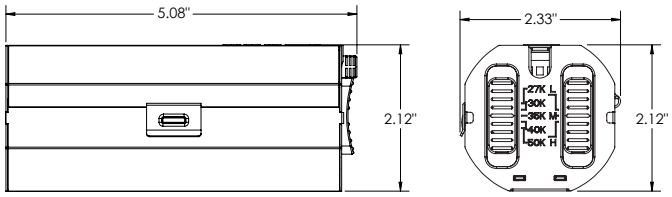

LIGHTING PERFORMANCE DATA
DONNÉES SUR LE RENDEMENT DE L'ÉCLAIRAGE

Light Appearance (CCT) Aspect de la lumière (CCT)	
2700K soft white | blanc doux	
830 lumen (high/élevée) | **81** lpw	
3000K warm white | blanc chaud	
862 lumen (high/élevée) | **85** lpw	
3500K neutral white | blanc neutre	
880 lumen (high/élevée) | **86** lpw	
4000K cool white | blanc froid	
875 lumen (high/élevée) | **86** lpw	
5000K daylight | blanc neutre	
843 lumen (high/élevée) | **83** lpw	
Watts	**10**
Color Accuracy (CRI) Précision des couleurs (CRI)	**90**

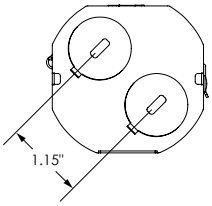

PERFORMANCE DATA

WF2 Dedicated 120V Only Driver (120 FRPC)

	LOW	MEDIUM	HIGH
Input Power	5.6W (+/-5%)	7.7W (+/-5%)	10W (+/-5%)
Input Current	0.06A	0.085A	0.11A
Frequency	60Hz	60Hz	60Hz
EMI/RFI	FCC Title 47, Part 15 Class B (consumer)	FCC Title 47, Part 15 Class B (consumer)	FCC Title 47, Part 15 Class B (consumer)
Minimum Starting Temp	-20°C	-20°C	-20°C

Note: Actual performance may differ as a result of end-user environment and application. All values are design or typical values, measured under laboratory conditions at 25°C.

© 2024 Acuity Brands Lighting, Inc. All rights reserved. Rev. 03/26/24

Photometrics

2" LUMEN MULTIPLIER		
LOW	MEDIUM	HIGH
0.6	0.8	1.0

WF2 RD ALO25 SWW5 90CRI MW M6-HI 27K Input Watts: 9.6, Delivered Lumens: 830, LPW: 86.5, S/MH: 1.21, Test No: ISF 24546-P1

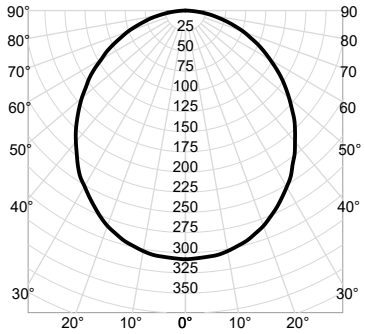

CP Summary

	0°
0°	308
5°	306
15°	295
25°	269
35°	233
45°	192
55°	146
65°	100
75°	54
85°	13
90°	0

Zonal Lumen Summary

Zone	Lumens	% Fixture
0° - 30°	236	28%
0° - 40°	382	46%
0° - 60°	660	79%
0° - 90°	830	100%
90° - 180°	0	0%
0° - 180°	830	100%

Coefficients of Utilization

ρf									
ρc	80%			70%			50%		
ρw	50%	30%	10%	50%	30%	10%	50%	30%	10%
0	119	119	119	116	116	116	111	111	111
1	104	100	96	102	98	94	98	94	91
2	91	84	78	89	83	77	85	80	76
3	80	72	65	78	71	65	75	69	64
4	71	62	55	70	61	55	67	60	54
5	63	54	48	62	54	48	60	53	47
6	57	48	42	56	48	42	54	47	41
7	52	43	37	51	43	37	50	42	37
8	47	39	33	47	39	33	45	38	33
9	44	35	30	43	35	30	42	35	30
10	40	32	27	40	32	27	39	32	27

Cone of Light

Mounting Height	Initial FC Center Beam	Beam Diameter
6.0	8.6	16.0
8.0	4.8	21.3
10.0	3.1	26.7
12.0	2.1	32.0
14.0	1.6	37.4

Beam Angle: 106.3°
Field Angle: 161.3°
Spacing Criterion: @ 0 = 1.21 / @ 90 = 1.22

Luminance (cd/sq.m)

	Average Luminance
0°	164,991
45°	145,216
55°	136,439
65°	126,202
75°	111,703
85°	80,069

WF2 RD ALO25 SWW5 90CRI MW M6-HI 30K Input Watts: 9.5, Delivered Lumens: 862, LPW: 90.7, S/MH: 1.21, Test No: ISF 24546-P2

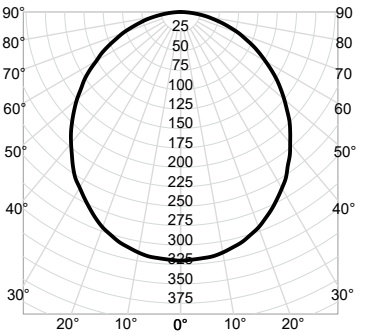

CP Summary

	0°
0°	320
5°	318
15°	307
25°	280
35°	242
45°	199
55°	152
65°	104
75°	56
85°	14
90°	0

Zonal Lumen Summary

Zone	Lumens	% Fixture
0° - 30°	246	28%
0° - 40°	397	46%
0° - 60°	685	79%
0° - 90°	862	100%
90° - 180°	0	0%
0° - 180°	862	100%

Coefficients of Utilization

ρf									
ρc	80%			70%			50%		
ρw	50%	30%	10%	50%	30%	10%	50%	30%	10%
0	119	119	119	116	116	116	111	111	111
1	104	100	96	102	98	94	98	94	91
2	91	84	78	89	83	77	85	80	76
3	80	72	65	78	71	65	75	69	64
4	71	62	55	70	61	55	67	60	54
5	63	54	48	62	54	48	60	53	47
6	57	48	42	56	48	42	54	47	41
7	52	43	37	51	43	37	50	42	37
8	47	39	33	47	39	33	45	38	33
9	44	35	30	43	35	30	42	35	30
10	40	32	27	40	32	27	39	32	27

Cone of Light

Mounting Height	Initial FC Center Beam	Beam Diameter
6.0	8.9	16.0
8.0	5.0	21.3
10.0	3.2	26.7
12.0	2.2	32.0
14.0	1.6	37.4

Beam Angle: 106.3°
Field Angle: 161.3°
Spacing Criterion: @ 0 = 1.21 / @ 90 = 1.22

Luminance (cd/sq.m)

	Average Luminance
0°	171,434
45°	150,887
55°	141,768
65°	131,131
75°	116,065
85°	83,196

WF2 RD ALO25 SWW5 90CRI MW M6-HI 35K Input Watts: 9.3, Delivered Lumens: 880, LPW: 94.6, S/MH: 1.21, Test No: ISF 24546-P3

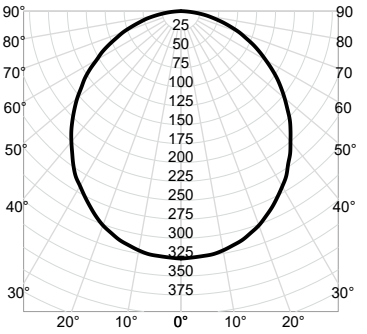

CP Summary

	0°
0°	327
5°	325
15°	313
25°	285
35°	247
45°	203
55°	155
65°	106
75°	57
85°	14
90°	0

Zonal Lumen Summary

Zone	Lumens	% Fixture
0° - 30°	251	28%
0° - 40°	406	46%
0° - 60°	700	79%
0° - 90°	880	100%
90° - 180°	0	0%
0° - 180°	880	100%

Coefficients of Utilization

ρf									
ρc	80%			70%			50%		
ρw	50%	30%	10%	50%	30%	10%	50%	30%	10%
0	119	119	119	116	116	116	111	111	111
1	104	100	96	102	98	94	98	94	91
2	91	84	78	89	83	77	85	80	76
3	80	72	65	78	71	65	75	69	64
4	71	62	55	70	61	55	67	60	54
5	63	54	48	62	54	48	60	53	47
6	57	48	42	56	48	42	54	47	41
7	52	43	37	51	43	37	50	42	37
8	47	39	33	47	39	33	45	38	33
9	44	35	30	43	35	30	42	35	30
10	40	32	27	40	32	27	39	32	27

Cone of Light

Mounting Height	Initial FC Center Beam	Beam Diameter
6.0	9.1	16.0
8.0	5.1	21.3
10.0	3.3	26.7
12.0	2.3	32.0
14.0	1.7	37.4

Beam Angle: 106.3°
Field Angle: 161.3°
Spacing Criterion: @ 0 = 1.21 / @ 90 = 1.22

Luminance (cd/sq.m)

	Average Luminance
0°	175,014
45°	154,038
55°	144,728
65°	133,869
75°	118,489
85°	84,933

© 2024 Acuity Brands Lighting, Inc. All rights reserved. Rev. 03/26/24

Photometrics

WF2 RD ALO25 SWW5 90CRI MW M6-HI 40K Input Watts: 9.4, Delivered Lumens: 875, LPW: 93.1, S/MH: 1.21, Test No: ISF 24546-P4

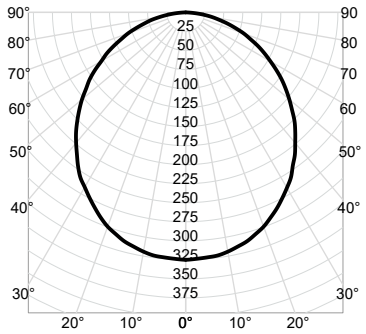

CP Summary

0°	
0°	325
5°	323
15°	311
25°	284
35°	246
45°	202
55°	154
65°	105
75°	57
85°	14
90°	0

Zonal Lumen Summary

Zone	Lumens	% Fixture
0° - 30°	249	28%
0° - 40°	403	46%
0° - 60°	696	79%
0° - 90°	875	100%
90° - 180°	0	0%
0° - 180°	875	100%

Coefficients of Utilization

ρf	80%			70%			50%		
ρc	50%	30%	10%	50%	30%	10%	50%	30%	10%
ρw									
0	119	119	119	116	116	116	111	111	111
1	104	100	96	102	98	94	98	94	91
2	91	84	78	89	83	77	85	80	76
3	80	72	65	78	71	65	75	69	64
4	71	62	55	70	61	55	67	60	54
5	63	54	48	62	54	48	60	53	47
6	57	48	42	56	48	42	54	47	41
7	52	43	37	51	43	37	50	42	37
8	47	39	33	47	39	33	45	38	33
9	44	35	30	43	35	30	42	35	30
10	40	32	27	40	32	27	39	32	27

Cone of Light

Mounting Height	Initial FC Center Beam	Beam Diameter
6.0	9.0	16.0
8.0	5.1	21.3
10.0	3.3	26.7
12.0	2.3	32.0
14.0	1.7	37.4

Beam Angle: 106.3°
Field Angle: 161.3°
Spacing Criterion: @ 0 = 1.21 / @ 90 = 1.22

Luminance (cd/sq.m)

	Average Luminance
0°	174,020
45°	153,163
55°	143,906
65°	133,109
75°	117,815
85°	84,451

WF2 RD ALO25 SWW5 90CRI MW M6-HI 50K Input Watts: 9.8, Delivered Lumens: 843, LPW: 86.0, S/MH: 1.21, Test No: ISF 24546-P5

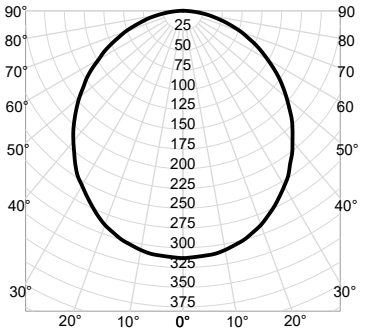

CP Summary

0°	
0°	313
5°	311
15°	300
25°	273
35°	237
45°	195
55°	149
65°	101
75°	55
85°	13
90°	0

Zonal Lumen Summary

Zone	Lumens	% Fixture
0° - 30°	240	28%
0° - 40°	388	46%
0° - 60°	670	79%
0° - 90°	843	100%
90° - 180°	0	0%
0° - 180°	843	100%

Coefficients of Utilization

ρf	80%			70%			50%		
ρc	50%	30%	10%	50%	30%	10%	50%	30%	10%
ρw									
0	119	119	119	116	116	116	111	111	111
1	104	100	96	102	98	94	98	94	91
2	91	84	78	89	83	77	85	80	76
3	80	72	65	78	71	65	75	69	64
4	71	62	55	70	61	55	67	60	54
5	63	54	48	62	54	48	60	53	47
6	57	48	42	56	48	42	54	47	41
7	52	43	37	51	43	37	50	42	37
8	47	39	33	47	39	33	45	38	33
9	44	35	30	43	35	30	42	35	30
10	40	32	27	40	32	27	39	32	27

Cone of Light

Mounting Height	Initial FC Center Beam	Beam Diameter
6.0	8.7	16.0
8.0	4.9	21.3
10.0	3.1	26.7
12.0	2.2	32.0
14.0	1.6	37.4

Beam Angle: 106.3°
Field Angle: 161.3°
Spacing Criterion: @ 0 = 1.21 / @ 90 = 1.22

Luminance (cd/sq.m)

	Average Luminance
0°	167,656
45°	147,561
55°	138,643
65°	128,241
75°	113,507
85°	81,362

© 2024 Acuity Brands Lighting, Inc. All rights reserved. Rev. 03/26/24