

# USCC & USM

## ULTRASAFE™ FUSEHOLDERS



### ULTRASAFE MODULAR FUSE HOLDERS

Ferraz Shawmut UltraSafe™ Modular Fuse Holders introduce a new level of safety for Class CC (USCC) and Midget 1-1/2" x 13/32" (USM) AC and DC-rated fuses up to 30 amperes. UltraSafe holders qualify as "finger safe" under IEC and DIN standards to an IP20 grade of protection, including fuse changing (with the flick of a finger). UltraSafe holders are available in 1, 2, 3 or 4 poles, with or without visual blown-fuse indicators in each pole. Multi-pole units can also be field assembled by ordering pin-tie handles. UltraSafe holders save up to 15% mounting space and any combination can be snapped onto 35mm DIN-rail for extra savings in panel building time. UltraSafe holders with Class CC fuses chosen for Type "2" No Damage protection give one of the safest protection packages in the industry. UltraSafe body material is tough and durable polyamide, with exceptional insulating properties.

### Highlights

- IP20 Finger-Safe (touch safe)
- Optional Visual Blown Fuse Indicator Lights
- DIN-rail Mounting
- Compact Footprint
- Quick, Tool-free, Easy Fuse Change Outs

### Applications

- All circuits up to 600 volts for motors, control circuits, transformers, etc...
- DC circuits up to 1000VDC including photovoltaic applications
- Non-load disconnect

### Ratings

- **USM** (10x38mm, Midget Fuses)  
800VAC / 1000VDC, 30A (non-indicating versions)  
600VAC / 600VDC, 30A (indicating versions)  
Short Circuit Current Rating: 100kA  
Special indicators available for 24VDC, 120VAC and 1000VDC
- **USCC** (Class CC Fuses)  
600VAC / 600VDC, 30A  
Short Circuit Current Rating: 200kA  
Special indicators available for 24VDC, 120VAC and 300VAC

### Recommended Fuse Usage

- **USM** use with:  
ATQ, ATM\*, A6Y-2B, A25Z-2, TRM, OTM, A13X-2, A60Q-2, DCT\*
- **USCC** use with:  
ATDR, ATMR\*, ATQR

#### \* Recommended for DC Applications

### Approvals

All UltraSafe fuse holders meet the requirements of UL4248 (formally UL512)  
CSA Certified C22.2, Class 6225, File 32169  
IEC Compliant 60269-1

- **USM** (Midget, 10x38mm, 1-1/2" x 13/ 32")  
UL Recognized Component, Guide IZLT2, File E52283  
CSA Certified 750VAC, 30A  
IEC Compliant 690VAC, 32A
- **USCC** (UL Class CC)  
UL Listed, Guide IZLT, File E52283  
CSA Certified, 600V, 30A




# USCC & USM

## ULTRASAFE™ FUSEHOLDERS

Catalog Number W/O Indicator	Catalog Number W/ Indicator	Description	Fuse Type	Voltage Rating		Ampere Rating	No. of Poles	Certifications
				AC	DC			
USCC1	USCC1I	1-Pole Class CC UltraSafe Fuse Holder	Class CC	600V	600V	30A	1	UL Listed CSA
USCC2	USCC2I	2-Pole Class CC UltraSafe Fuse Holder					2	
USCC3	USCC3I	3-Pole Class CC UltraSafe Fuse Holder					3	
USCC4	USCC4I	4-Pole Class CC UltraSafe Fuse Holder					4	
USCC3N	USCC3IN	3-Pole + N Class CC UltraSafe Fuse Holder		4				
Special Indicator Versions	USCC1I-AC120	USCC1I with 120VAC indicator		120	-	1		
	USCC1I-AC300	USCC1I with 300VAC indicator		300	-	1		
	USCC1I-DC24	USCC1I with 24VDC indicator	-	24	1			
USM1	USM1I	1-Pole Midget UltraSafe Fuse Holder	Midget (10 x 38mm) (1-1/2" x 13/32")	800V*	1000V*	30A	1	UL Recognized CSA IEC Certified
USM2	USM2I	2-Pole Midget UltraSafe Fuse Holder					2	
USM3	USM3I	3-Pole Midget UltraSafe Fuse Holder					3	
USM4	USM4I	4-Pole Midget UltraSafe Fuse Holder					4	
USM3N	USM3IN	3-Pole + N Midget UltraSafe Fuse Holder		4				
Special Indicator Versions	USM1I-AC120	USM1I with 120VAC indicator		120	-	1		
	USM1I-DC24	USM1I with 24VDC indicator		-	24	1		
	USM1I-DC1000	USM1I with 1000VDC indicator	-	1000	1			

\* Catalog Numbers with Indicators are rated 600VAC / 600VDC unless otherwise noted.

Accessories Catalog Number	Description
USN	1-Pole with Integral Neutral Link
USPTH	Pin-Tie Accessory for 12-Poles

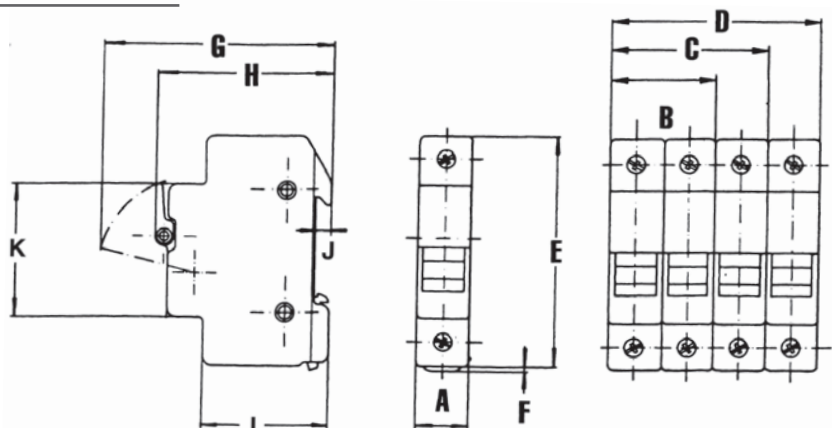


### Additional Specifications

- Terminal screws:** Phillips/slot head
- Suggested screw torque:** 14.75 in.-lbs.
- Connector type:** Pressure plate
- Wire range:** #6 to #14 (solid/stranded Cu)
- Load-break disconnect:** No

### Dimensions

DIMENSION	mm	In
A	17.5	0.69
B	35.0	1.38
C	52.5	2.07
D	70.0	2.76
E	78.0	3.07
F	2.5	0.10
G	78.0	3.07
H	59.0	2.32
I	42.5	1.67
J	5.0	0.20
K	45.0	1.77



# USCC & USM

## ULTRASAFE™ FUSEHOLDERS



### ULTRASAFE MODULAR FUSE HOLDERS

Ferraz Shawmut UltraSafe™ Modular Fuse Holders introduce a new level of safety for Class CC (USCC) and Midget 1-1/2" x 13/32" (USM) AC and DC-rated fuses up to 30 amperes. UltraSafe holders qualify as "finger safe" under IEC and DIN standards to an IP20 grade of protection, including fuse changing (with the flick of a finger). UltraSafe holders are available in 1, 2, 3 or 4 poles, with or without visual blown-fuse indicators in each pole. Multi-pole units can also be field assembled by ordering pin-tie handles. UltraSafe holders save up to 15% mounting space and any combination can be snapped onto 35mm DIN-rail for extra savings in panel building time. UltraSafe holders with Class CC fuses chosen for Type "2" No Damage protection give one of the safest protection packages in the industry. UltraSafe body material is tough and durable polyamide, with exceptional insulating properties.

### Highlights

- IP20 Finger-Safe (touch safe)
- Optional Visual Blown Fuse Indicator Lights
- DIN-rail Mounting
- Compact Footprint
- Quick, Tool-free, Easy Fuse Change Outs

### Applications

- All circuits up to 600 volts for motors, control circuits, transformers, etc...
- DC circuits up to 1000VDC including photovoltaic applications
- Non-load disconnect

### Ratings

- **USM** (10x38mm, Midget Fuses)  
800VAC / 1000VDC, 30A (non-indicating versions)  
600VAC / 600VDC, 30A (indicating versions)  
Short Circuit Current Rating: 100kA  
Special indicators available for 24VDC, 120VAC and 1000VDC
- **USCC** (Class CC Fuses)  
600VAC / 600VDC, 30A  
Short Circuit Current Rating: 200kA  
Special indicators available for 24VDC, 120VAC and 300VAC

### Recommended Fuse Usage

- **USM** use with:  
ATQ, ATM\*, A6Y-2B, A25Z-2, TRM, OTM, A13X-2, A60Q-2, DCT\*
- **USCC** use with:  
ATDR, ATMR\*, ATQR

#### \* Recommended for DC Applications

### Approvals

All UltraSafe fuse holders meet the requirements of UL4248 (formally UL512)  
CSA Certified C22.2, Class 6225, File 32169  
IEC Compliant 60269-1

- **USM** (Midget, 10x38mm, 1-1/2" x 13/ 32")  
UL Recognized Component, Guide IZLT2, File E52283  
CSA Certified 750VAC, 30A  
IEC Compliant 690VAC, 32A
- **USCC** (UL Class CC)  
UL Listed, Guide IZLT, File E52283  
CSA Certified, 600V, 30A




# USCC & USM

## ULTRASAFE™ FUSEHOLDERS

Catalog Number W/O Indicator	Catalog Number W/ Indicator	Description	Fuse Type	Voltage Rating		Ampere Rating	No. of Poles	Certifications
				AC	DC			
USCC1	USCC1I	1-Pole Class CC UltraSafe Fuse Holder	Class CC	600V	600V	30A	1	UL Listed CSA
USCC2	USCC2I	2-Pole Class CC UltraSafe Fuse Holder					2	
USCC3	USCC3I	3-Pole Class CC UltraSafe Fuse Holder					3	
USCC4	USCC4I	4-Pole Class CC UltraSafe Fuse Holder					4	
USCC3N	USCC3IN	3-Pole + N Class CC UltraSafe Fuse Holder		4				
Special Indicator Versions	USCC1I-AC120	USCC1I with 120VAC indicator		120	-	1		
	USCC1I-AC300	USCC1I with 300VAC indicator		300	-	1		
	USCC1I-DC24	USCC1I with 24VDC indicator		-	24	1		
USM1	USM1I	1-Pole Midget UltraSafe Fuse Holder	Midget (10 x 38mm) (1-1/2" x 13/32")	800V*	1000V*	30A	1	UL Recognized CSA IEC Certified
USM2	USM2I	2-Pole Midget UltraSafe Fuse Holder					2	
USM3	USM3I	3-Pole Midget UltraSafe Fuse Holder					3	
USM4	USM4I	4-Pole Midget UltraSafe Fuse Holder					4	
USM3N	USM3IN	3-Pole + N Midget UltraSafe Fuse Holder		4				
Special Indicator Versions	USM1I-AC120	USM1I with 120VAC indicator		120	-	1		
	USM1I-DC24	USM1I with 24VDC indicator		-	24	1		
	USM1I-DC1000	USM1I with 1000VDC indicator		-	1000	1		

\* Catalog Numbers with Indicators are rated 600VAC / 600VDC unless otherwise noted.

Accessories Catalog Number	Description
USN	1-Pole with Integral Neutral Link
USPTH	Pin-Tie Accessory for 12-Poles



### Additional Specifications

- Terminal screws:** Phillips/slot head
- Suggested screw torque:** 14.75 in.-lbs.
- Connector type:** Pressure plate
- Wire range:** #6 to #14 (solid/stranded Cu)
- Load-break disconnect:** No

### Dimensions

DIMENSION	mm	In
A	17.5	0.69
B	35.0	1.38
C	52.5	2.07
D	70.0	2.76
E	78.0	3.07
F	2.5	0.10
G	78.0	3.07
H	59.0	2.32
I	42.5	1.67
J	5.0	0.20
K	45.0	1.77

