

UNY, UNF, and UNL Unions

Explosionproof, Dust-Ignitionproof

UNILETS® for Use with Threaded Rigid Metal Conduit and IMC.

Class I, Division 1 and 2 Groups A, B, C, D
Class II, Division 1 and 2 Groups E, F, G
Class III

Applications

- UNY and UNF unions are used for joining conduit and connecting conduit to enclosures. Facilitates modifications, permits removal of enclosures without turning or removal of conduit.
- Expansion unions compensate for expansion and contraction of conduit.

Features

- Explosionproof, dust-ignitionproof.
- Smooth, rounded integral bushing in each hub protects conductor insulation.
- Accurately tapped, tapered threads for tight, rigid joints and ground continuity.
- Non-expansion unions
 - Concentric ring interlocked design of 1/2", 3/4" and 1" sizes makes possible smaller diameter, allowing use in tighter spaces. 1-1/4" and larger UNY sizes have removable male nipple.
- Expansion unions
 - One-piece design eliminates need for disassembly during installation.
 - Telescoping cylinder within cylinder design permits expansion or contraction.
 - Standard or long types available.
 - Small external diameters—excellent in restricted areas in wiring of pumps, motors, and other equipment.
 - Internal phosphor bronze "bonding jumper" ring assures positive ground between telescoping cylinders.

Standard Materials

- UNY and UNF (non-expansion) unions:
 - 1/2" thru 1": steel or aluminum
 - 1-1/4" thru 6": malleable iron or copperfree (4/10 of 1% max.) aluminum
- UNY and UNF expansion unions: steel
- UNL unions: malleable iron and steel

Standard Finishes

- Malleable iron products: triplecoat — (1) zinc electroplate, (2) chromate and (3) epoxy powder coat
- Steel products: zinc electroplate
- Aluminum products 1/2" thru 4": natural

Certifications and Compliances

- UL Standard: 886 (1203)
- UL Listed: E10444
- CSA Standard: C22.2 No. 25, C22.2 No. 30
- CSA Certified: 065181

Options

- PVC coating available on select unions. Add suffix **-PVC** to catalog number.
- Stainless steel UNF/UNY available 1/2", 3/4", and 1". Replace suffixes NR or NR-A with SS.



UNY, UNF, and UNL Unions

Explosionproof; Dust-Ignitionproof

UNILETS® for Use with Threaded Rigid Metal Conduit and IMC.

Class I, Division 1 and 2 Groups A◇, B◆, C, D
 Class II, Division 1 and 2 Groups E, F, G
 Class III

Size (Inches)	Inches/Millimeters		Catalog Number	
	A	B	Steel (1/2" to 1") and Malleable (1-1/4" to 6")	Aluminum (1/2" to 4")

UNY Unions — For connecting conduit to enclosure

Size (Inches)	Inches/Millimeters A	Inches/Millimeters B	Catalog Number	
			Steel (1/2" to 1") and Malleable (1-1/4" to 6")	Aluminum (1/2" to 4")
<i>Male/Female (Nipple Not Removable)</i>				
1/2" — 1"	1/2	2.147/54.4	1.47/37.3	UNY50NR ◇ †
	3/4-1/2	2.16/54.8	1.47/37.3	UNY75-50NR ◇
	3/4	2.16/54.8	1.75/44.5	UNY75NR ◇ †
	1	2.62/66.7	2.00/50.8	UNY100NR ◇ †
<i>Male/Female (Removable Male Nipple)</i>				
1-1/4" — 4"	1-1/4	3.13/79.4	2.81/71.4	UNY125NR ◆ †
	1-1/2	3.25/82.6	3.06/77.8	UNY150NR ◆ †
	2	3.63/92.1	3.72/94.5	UNY200NR ◆ †
	2-1/2	4.81/122.2	4.88/123.8	UNY250R ◆ †
5" — 6"	3	4.81/122.2	5.38/136.5	UNY300R ◆ †
	3-1/2	4.94/125.4	5.88/149.2	UNY350R ◆ †
	4	5.13/130.2	6.44/163.5	UNY400R ◆ †
	5	5.63/142.9	8.33/212.7	UNY500R †
	6	5.75/146.1	9.63/244.5	UNY600R †

UNF Female Unions — For connecting conduit to conduit

Size (Inches)	Inches/Millimeters A	Inches/Millimeters B	Catalog Number	
			Steel (1/2" to 1") and Malleable (1-1/4" to 6")	Aluminum (1/2" to 4")
1/2" — 1"	1/2	1.47/37.3	1.47/37.3	UNF50NR ◇ †
	3/4-1/2 †	1.47/37.3	1.47/37.3	UNF75-50NR ◇
	3/4	1.47/37.3	1.75/44.5	UNF75NR ◇ †
	1	1.72/43.7	2.00/50.8	UNF100NR ◇ †
1-1/4" — 4"	1-1/4	2.19/55.6	2.81/71.4	UNF125NR ◆ †
	1-1/2	2.19/55.6	3.06/77.8	UNF150NR ◆ †
	2	2.31/58.7	3.72/94.5	UNF200NR ◆ †
	2-1/2	3.38/85.7	4.88/123.8	UNF250R ◆ †
5" — 6"	3	3.38/85.7	5.38/136.5	UNF300R ◆ †
	3-1/2	3.38/85.7	5.88/149.2	UNF350R ◆ †
	4	3.50/88.9	6.44/163.5	UNF400R ◆ †
	5	3.88/98.4	8.38/212.7	UNF500R †
	6	4.00/101.6	9.63/244.5	UNF600R †

Dimensions

Size (Inches)	Inches/Millimeters			Catalog Number Malleable
	Male	Female	C	

UNL 90° Elbow Unions — For connecting conduit to enclosure

Size (Inches)	Inches/Millimeters			Catalog Number Malleable		
	Male	Female	C			
1/2	1/2	1/2	2.47/62.7	1.38/35.1	2.06/52.3	UNL50N ◇
	1/2	3/4 †	2.47/62.7	1.63/41.4	2.06/52.3	UNL50-75N ◇
	3/4	1/2 †	2.00/50.8	1.38/35.1	1.88/47.6	UNL75-50N ◇
	3/4	3/4	2.00/50.8	1.63/41.4	1.88/47.6	UNL75N ◇

† Male end given first

‡ PVC coating available on select unions. Add suffix **-PVC** to catalog number.

◇ Indicates items in the shaded area which are UL Listed for Class I, Groups A, B, C, D; Class II, Groups E, F, G; and Class III.

◆ Indicated items in the shaded area which are UL Listed for Class I, Groups B, C, D; Class II, Groups E, F, G; and Class III.

UNY and UNF Expansion Unions


Explosionproof, Dust-Ignitionproof

UNILETS® for Use with Threaded Rigid Metal Conduit and IMC.

Class I, Division 1 and 2 Groups C, D
Class II, Division 1 and 2 Groups E, F, G
Class III

Fittings

FITTINGS: HAZARDOUS CONDUIT FITTINGS

	Size (Inches)	Catalog Number Steel
	UNY Male Unions— Standard — For connecting conduit to enclosure	
	1/2	UNY50
	3/4	UNY75
	1	UNY100
	UNYL Male Unions— Long — For connecting conduit to enclosure	
	1/2	UNYL50
	3/4	UNYL75
	1	UNYL100
	UNF Female Unions— Standard — For connecting conduit to conduit	
	1/2	UNF50
	3/4	UNF75
	1	UNF100
	UNFL Female Unions— Long — For connecting conduit to conduit	
	1/2	UNFL50
	3/4	UNFL75
	1	UNFL100

Dimensions

Catalog Number	Size (Inches)	Inches/Millimeters			
		A	B (Overall Length at Max. Expansion)	C	D (Maximum Expansion)
UNY50	1/2	1.19/30.2	3.88/78.9	2.31/58.7	0.50/12.7
UNY75	3/4	1.44/36.5	3.28/83.3	2.44/61.9	0.53/13.5
UNY100	1	1.75/44.5	3.67/93.2	2.69/68.3	0.66/16.7
UNYL50	1/2	1.19/30.2	4.11/104.4	3.31/84.1	1.00/25.4
UNYL75	3/4	1.44/36.5	4.28/108.7	3.44/87.3	1.09/27.8
UNYL100	1	1.75/44.5	4.98/126.5	4.00/101.6	1.34/34.1
UNF50	1/2	1.19/30.2	2.94/74.6	—	0.50/12.7
UNF75	3/4	1.44/36.5	3.06/77.8	—	0.53/13.5
UNF100	1	1.75/44.5	3.38/85.7	—	0.66/16.7
UNFL50	1/2	1.19/30.2	3.94/100.0	—	1.00/25.4
UNFL75	3/4	1.44/36.5	4.13/104.8	—	1.09/27.8
UNFL100	1	1.75/44.5	4.75/120.7	—	1.34/34.1

UNY, UNF, and UNL Unions

Explosionproof, Dust-Ignitionproof

UNILETS® for Use with Threaded Rigid Metal Conduit and IMC.

Class I, Division 1 and 2 Groups A, B, C, D
Class II, Division 1 and 2 Groups E, F, G
Class III

Fittings

FITTINGS: HAZARDOUS CONDUIT FITTINGS

Applications

- UNY and UNF unions are used for joining conduit and connecting conduit to enclosures. Facilitates modifications, permits removal of enclosures without turning or removal of conduit.
- Expansion unions compensate for expansion and contraction of conduit.

Features

- Explosionproof, dust-ignitionproof.
- Smooth, rounded integral bushing in each hub protects conductor insulation.
- Accurately tapped, tapered threads for tight, rigid joints and ground continuity.
- Non-expansion unions
 - Concentric ring interlocked design of 1/2", 3/4" and 1" sizes makes possible smaller diameter, allowing use in tighter spaces. 1-1/4" and larger UNY sizes have removable male nipple.
- Expansion unions
 - One-piece design eliminates need for disassembly during installation.
 - Telescoping cylinder within cylinder design permits expansion or contraction.
 - Standard or long types available.
 - Small external diameters—excellent in restricted areas in wiring of pumps, motors, and other equipment.
 - Internal phosphor bronze "bonding jumper" ring assures positive ground between telescoping cylinders.

Standard Materials

- UNY and UNF (non-expansion) unions:
 - 1/2" thru 1": steel or aluminum
 - 1-1/4" thru 6": malleable iron or copperfree (4/10 of 1% max.) aluminum
- UNY and UNF expansion unions: steel
- UNL unions: malleable iron and steel

Standard Finishes

- Malleable iron products: triplecoat — (1) zinc electroplate, (2) chromate and (3) epoxy powder coat
- Steel products: zinc electroplate
- Aluminum products 1/2" thru 4": natural

Certifications and Compliances

- UL Standard: 886 (1203)
- UL Listed: E10444
- CSA Standard: C22.2 No. 25, C22.2 No. 30
- CSA Certified: 065181

Options

- PVC coating available on select unions. Add suffix **-PVC** to catalog number.
- Stainless steel UNF/UNY available 1/2", 3/4", and 1". Replace suffixes NR or NR-A with SS.



UNY, UNF, and UNL Unions




Explosionproof; Dust-Ignitionproof

UNILETS® for Use with Threaded Rigid Metal Conduit and IMC.




Class I, Division 1 and 2 Groups A◇, B◆, C, D
 Class II, Division 1 and 2 Groups E, F, G
 Class III

Size (Inches)	Inches/Millimeters		Catalog Number	
	A	B	Steel (1/2" to 1") and Malleable (1-1/4" to 6")	Aluminum (1/2" to 4")

UNY Unions — For connecting conduit to enclosure

Size (Inches)	Inches/Millimeters (A, B)	Male/Female (Nipple Not Removable)		Steel (1/2" to 1") and Malleable (1-1/4" to 6")	Aluminum (1/2" to 4")	
		A	B			
1/2" — 1"		1/2	2.147/54.4	1.47/37.3	UNY50NR ◇ †	UNY50NR-A ◇ †
		3/4-1/2	2.16/54.8	1.47/37.3	UNY75-50NR ◇	UNY75-50NR-A ◇
		3/4	2.16/54.8	1.75/44.5	UNY75NR ◇ †	UNY75NR-A ◇ †
		1	2.62/66.7	2.00/50.8	UNY100NR ◇ †	UNY100NR-A ◇ †
1-1/4" — 4"		Male/Female (Removable Male Nipple)		UNY125NR ◆ †	UNY125NR-A ◆ †	
		1-1/4	3.13/79.4	2.81/71.4	UNY150NR ◆ †	UNY150NR-A ◆ †
		1-1/2	3.25/82.6	3.06/77.8	UNY200NR ◆ †	UNY200NR-A ◆ †
		2	3.63/92.1	3.72/94.5	UNY250R ◆ †	UNY250R-A ◆ †
		2-1/2	4.81/122.2	4.88/123.8	UNY300R ◆ †	UNY300R-A ◆ †
5" — 6"		3	4.81/122.2	5.38/136.5	UNY350R ◆ †	UNY350R-A ◆ †
		3-1/2	4.94/125.4	5.88/149.2	UNY400R ◆ †	UNY400R-A ◆ †
		4	5.13/130.2	6.44/163.5	UNY500R †	—
		5	5.63/142.9	8.33/212.7	UNY600R †	—
6	5.75/146.1	9.63/244.5				


UNF Female Unions — For connecting conduit to conduit

1/2" — 1"		1/2	1.47/37.3	1.47/37.3	UNF50NR ◇ †	UNF50NR-A ◇ †
		3/4-1/2 †	1.47/37.3	1.47/37.3	UNF75-50NR ◇	UNF75-50NR-A ◇
		3/4	1.47/37.3	1.75/44.5	UNF75NR ◇ †	UNF75NR-A ◇ †
		1	1.72/43.7	2.00/50.8	UNF100NR ◇ †	UNF100NR-A ◇ †
1-1/4" — 4"		1-1/4	2.19/55.6	2.81/71.4	UNF125NR ◆ †	UNF125NR-A ◆ †
		1-1/2	2.19/55.6	3.06/77.8	UNF150NR ◆ †	UNF150NR-A ◆ †
		2	2.31/58.7	3.72/94.5	UNF200NR ◆ †	UNF200NR-A ◆ †
		2-1/2	3.38/85.7	4.88/123.8	UNF250R ◆ †	UNF250R-A ◆ †
		3	3.38/85.7	5.38/136.5	UNF300R ◆ †	UNF300R-A ◆ †
5" — 6"		3-1/2	3.38/85.7	5.88/149.2	UNF350R ◆ †	UNF350R-A ◆ †
		4	3.50/88.9	6.44/163.5	UNF400R ◆ †	UNF400R-A ◆ †
		5	3.88/98.4	8.38/212.7	UNF500R †	—
		6	4.00/101.6	9.63/244.5	UNF600R †	—

Dimensions

Size (Inches)	Inches/Millimeters			Catalog Number Malleable
	Male	Female	A B C	

UNL 90° Elbow Unions — For connecting conduit to enclosure

	1/2	1/2	2.47/62.7	1.38/35.1	2.06/52.3	UNL50N ◇
	1/2	3/4 †	2.47/62.7	1.63/41.4	2.06/52.3	UNL50-75N ◇
	3/4	1/2 †	2.00/50.8	1.38/35.1	1.88/47.6	UNL75-50N ◇
	3/4	3/4	2.00/50.8	1.63/41.4	1.88/47.6	UNL75N ◇

† Male end given first

‡ PVC coating available on select unions. Add suffix **-PVC** to catalog number.

◇ Indicates items in the shaded area which are UL Listed for Class I, Groups A, B, C, D; Class II, Groups E, F, G; and Class III.

◆ Indicated items in the shaded area which are UL Listed for Class I, Groups B, C, D; Class II, Groups E, F, G; and Class III.

UNY and UNF Expansion Unions

Explosionproof, Dust-Ignitionproof

UNILETS® for Use with Threaded Rigid Metal Conduit and IMC.

Class I, Division 1 and 2 Groups C, D
Class II, Division 1 and 2 Groups E, F, G
Class III

Fittings

FITTINGS: HAZARDOUS CONDUIT FITTINGS

	Size (Inches)	Catalog Number Steel
	UNY Male Unions— Standard — For connecting conduit to enclosure	
	1/2	UNY50
	3/4	UNY75
	1	UNY100
	UNYL Male Unions— Long — For connecting conduit to enclosure	
	1/2	UNYL50
	3/4	UNYL75
	1	UNYL100
	UNF Female Unions— Standard — For connecting conduit to conduit	
	1/2	UNF50
	3/4	UNF75
	1	UNF100
	UNFL Female Unions— Long — For connecting conduit to conduit	
	1/2	UNFL50
	3/4	UNFL75
	1	UNFL100

Dimensions

Catalog Number	Size (Inches)	Inches/Millimeters			
		A	B (Overall Length at Max. Expansion)	C	D (Maximum Expansion)
UNY50	1/2	1.19/30.2	3.88/78.9	2.31/58.7	0.50/12.7
UNY75	3/4	1.44/36.5	3.28/83.3	2.44/61.9	0.53/13.5
UNY100	1	1.75/44.5	3.67/93.2	2.69/68.3	0.66/16.7
UNYL50	1/2	1.19/30.2	4.11/104.4	3.31/84.1	1.00/25.4
UNYL75	3/4	1.44/36.5	4.28/108.7	3.44/87.3	1.09/27.8
UNYL100	1	1.75/44.5	4.98/126.5	4.00/101.6	1.34/34.1
UNF50	1/2	1.19/30.2	2.94/74.6	—	0.50/12.7
UNF75	3/4	1.44/36.5	3.06/77.8	—	0.53/13.5
UNF100	1	1.75/44.5	3.38/85.7	—	0.66/16.7
UNFL50	1/2	1.19/30.2	3.94/100.0	—	1.00/25.4
UNFL75	3/4	1.44/36.5	4.13/104.8	—	1.09/27.8
UNFL100	1	1.75/44.5	4.75/120.7	—	1.34/34.1