



MILBANK
ENERGY AT WORK

U3278-XL-TG



Catalog Number	U3278-XL-TG
Marketing Product Description	4 Terminal Ringless Small Closing Plate Lever Bypass Triplex Ground
UPC	784572323667
Length (IN)	4.125
Width (IN)	11
Height (IN)	15.5
Brand Name	Milbank
Type	Ringless Meter Socket
Application	Meter Socket
Standard	UL Listed;Type 3R
Voltage Rating	600 Volts Alternating Current
Amperage Rating	200 Continuous Ampere
Phase	1 Phase
Frequency Rating	60 Hertz
Size	4.125L x 11W x15.5H
Number Of Cutouts	0
Cutout Size	No Main Breaker
Cable Entry	Overhead or Underground
Terminal	Lay in
Insulation	Glass Polyester
Mounting	Surface Mount

Enclosure	G90 Galvanized Steel with Powder Coat Finish
------------------	--

Jaw Quantity	4 Terminal
---------------------	------------

Bypass Type	Lever Bypass
--------------------	--------------

Number of Meter Positions	1 Position
----------------------------------	------------

Equipment Ground	Bonded Neutral
-------------------------	----------------

Hub Opening	Small Closing Plate
--------------------	---------------------

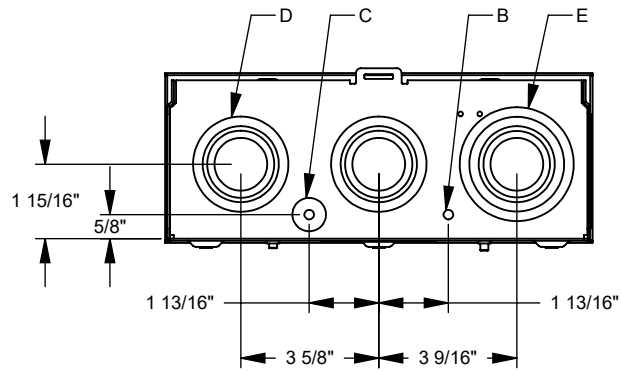
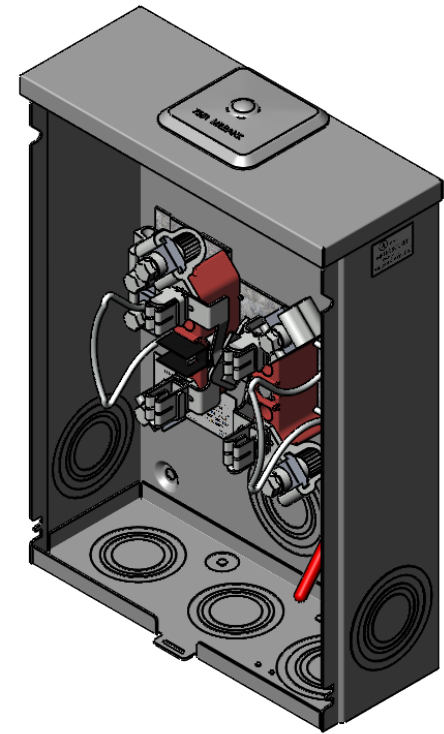
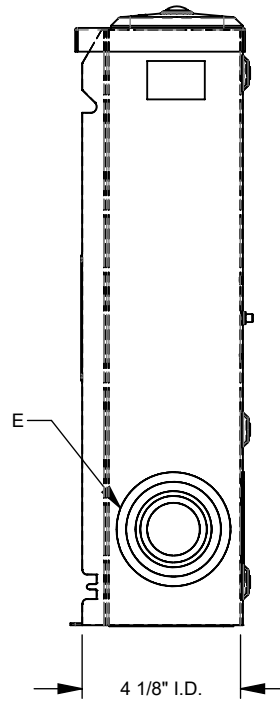
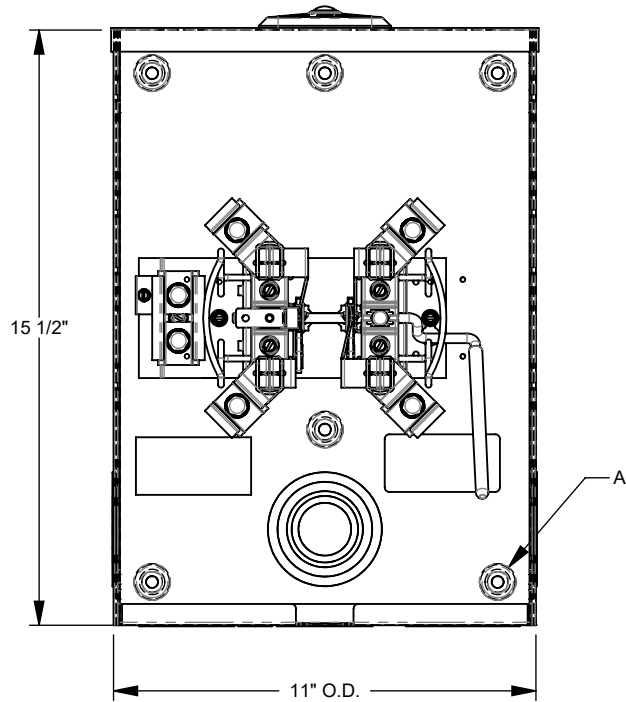
Line Side Wire Range	6 AWG - 350 kcmil
-----------------------------	-------------------

Load Side Wire Range	6 AWG - 350 kcmil
-----------------------------	-------------------

Number Of Receptacles	0
------------------------------	---

Please consult serving utility for their requirements prior to ordering or installing, as specifications and approvals vary by utility and may require local electrical inspector approval. All installations must be installed by a licensed electrician and must comply with all national and local codes, laws and regulations. Milbank reserves the right to make changes in specifications and features shown without notice or obligation.

FEATURE TABLE		
ITEM	QTY	DESCRIPTION
A	6	U/L MNTG.EMBOSS
B	1	¼ SOLID K.O.
C	1	¼, ½ CONC. K.O.
D	2	¾, 1, 1¼, 1½, 2 CONC. K.O.
E	4	1, 1¼, 1½, 2, 2½ CONC. K.O.



Version:

1

**All dimensions are +/- 1/16".
Drawing views are not to scale.**

Please consult serving utility for their requirements prior to ordering or installing, as specifications and approvals vary by utility, and may require local electrical inspector approval. All installations must be installed by a licensed electrician and must comply with all national and local codes, laws and regulations. Milbank reserves the right to make changes in specifications and features shown without notice or obligation.



MILBANK
ENERGY AT WORK

U3278-XL-TG



Catalog Number	U3278-XL-TG
Marketing Product Description	4 Terminal Ringless Small Closing Plate Lever Bypass Triplex Ground
UPC	784572323667
Length (IN)	4.125
Width (IN)	11
Height (IN)	15.5
Brand Name	Milbank
Type	Ringless Meter Socket
Application	Meter Socket
Standard	UL Listed;Type 3R
Voltage Rating	600 Volts Alternating Current
Amperage Rating	200 Continuous Ampere
Phase	1 Phase
Frequency Rating	60 Hertz
Size	4.125L x 11W x15.5H
Number Of Cutouts	0
Cutout Size	No Main Breaker
Cable Entry	Overhead or Underground
Terminal	Lay in
Insulation	Glass Polyester
Mounting	Surface Mount

Enclosure G90 Galvanized Steel with Powder Coat Finish

Jaw Quantity 4 Terminal

Bypass Type Lever Bypass

Number of Meter Positions 1 Position

Equipment Ground Bonded Neutral

Hub Opening Small Closing Plate

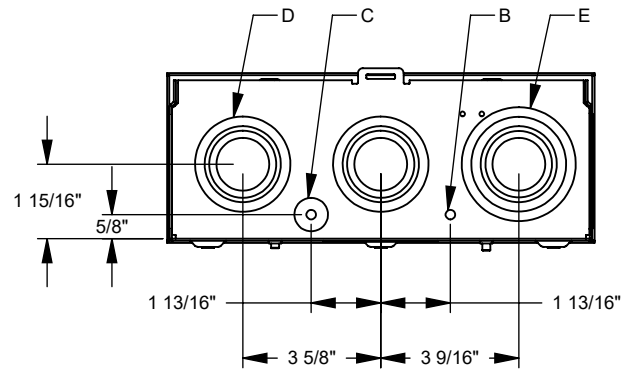

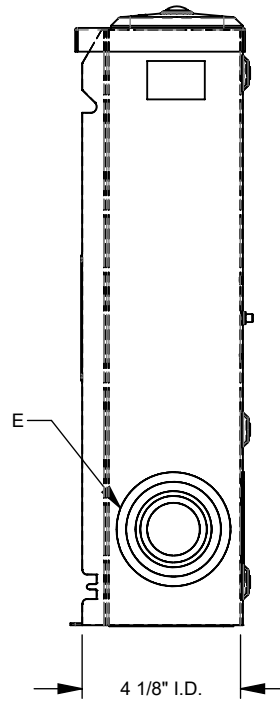
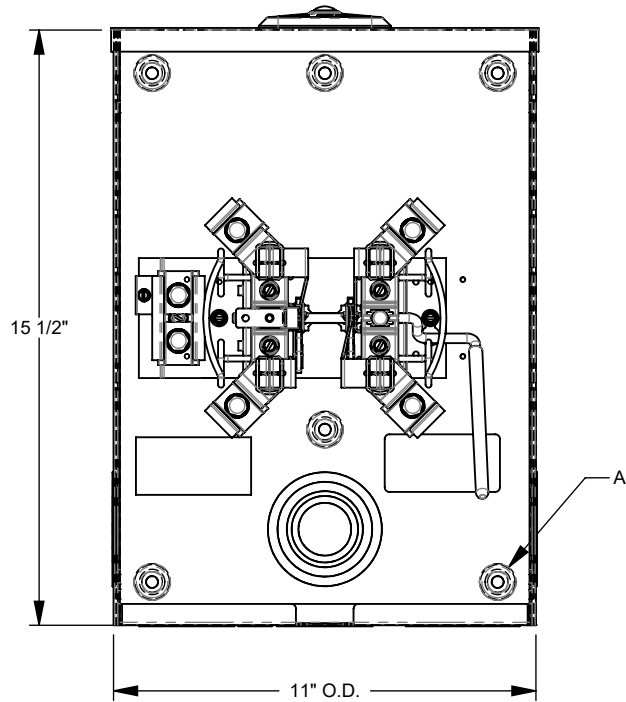
Line Side Wire Range 6 AWG - 350 kcmil

Load Side Wire Range 6 AWG - 350 kcmil

Number Of Receptacles 0

Please consult serving utility for their requirements prior to ordering or installing, as specifications and approvals vary by utility and may require local electrical inspector approval. All installations must be installed by a licensed electrician and must comply with all national and local codes, laws and regulations. Milbank reserves the right to make changes in specifications and features shown without notice or obligation.

FEATURE TABLE		
ITEM	QTY	DESCRIPTION
A	6	U/L MNTG.EMBOSS
B	1	¼ SOLID K.O.
C	1	¼, ½ CONC. K.O.
D	2	¾, 1, 1¼, 1½, 2 CONC. K.O.
E	4	1, 1¼, 1½, 2, 2½ CONC. K.O.



Version:

1

**All dimensions are +/- 1/16".
Drawing views are not to scale.**

Please consult serving utility for their requirements prior to ordering or installing, as specifications and approvals vary by utility, and may require local electrical inspector approval. All installations must be installed by a licensed electrician and must comply with all national and local codes, laws and regulations. Milbank reserves the right to make changes in specifications and features shown without notice or obligation.