
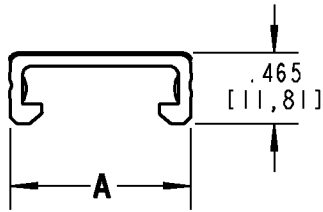




Ty-Duct



NOTES:

1. MATERIAL: RIGID PVC
2. TEMPERATURE RATING: -40°F [-40°C] TO 122°F [50°C]
3. FLAMMABILITY RATING: UL94V-0
4. FLUSH MOUNT DESIGN. COVER SITS FLUSH WITH SIDE WALLS OF DUCT
5. "NO-SLIP" FRICTION BEAD INTERLOCKS WITH DUCT SIDE WALLS TO PREVENT VIBRATION SLIPPAGE

CATALOG NO.	SIZE	A (WIDTH)
TY75CP*6	3/4"	.940 [23,88]
TY1CP*6	1"	1.250 [31,75]
TY15CP*6	1-1/2"	1.750 [44,45]
TY2CP*6	2"	2.250 [57,15]
TY25CP*6	2-1/2"	2.750 [69,85]
TY3CP*6	3"	3.250 [82,55]
TY4CP*6	4"	4.250 [107,95]
TY6CP*6	6"	6.250 [158,75]

* = COLOR CODE

B = BLACK G = GRAY I = INTRINSIC BLUE W = WHITE

GENERAL NOTES

1. ALL DIMENSIONS ARE FOR REFERENCE ONLY.
2. DIMENSIONS IN BRACKETS [] ARE IN METRIC UNITS.

REVISIONS

2. SEE ERN 2006994 FOR APPROVAL SIGNATURES & RELEASE DATE.
PROJECT NO: FD55400

Thomas & Betts

www.tnb.com

DESCRIPTION:

WIRING DUCT COVER

ORIGINAL PROJECT NO / (ERN NO)

FD55400 / (2005724)

SHEET NO:

1 OF 1

REV. NO:


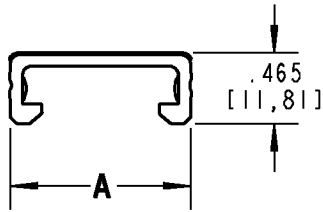
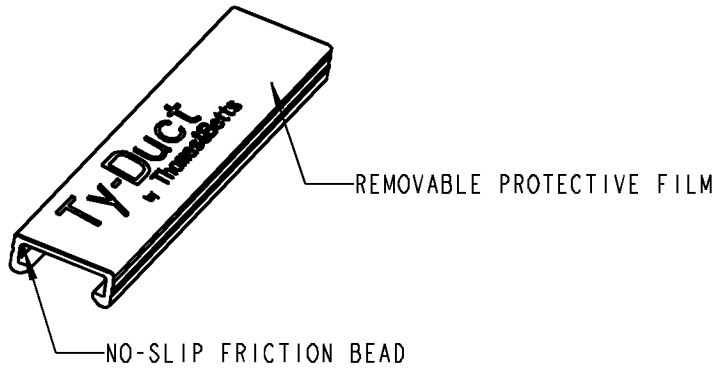
2

DRAWING NO:

WSD-000187



Ty-Duct



NOTES:

1. MATERIAL: RIGID PVC
2. TEMPERATURE RATING: -40°F [-40°C] TO 122°F [50°C]
3. FLAMMABILITY RATING: UL94V-0
4. FLUSH MOUNT DESIGN. COVER SITS FLUSH WITH SIDE WALLS OF DUCT
5. "NO-SLIP" FRICTION BEAD INTERLOCKS WITH DUCT SIDE WALLS TO PREVENT VIBRATION SLIPPAGE

CATALOG NO.	SIZE	A (WIDTH)
TY75CP*6	3/4"	.940 [23,88]
TY1CP*6	1"	1.250 [31,75]
TY15CP*6	1-1/2"	1.750 [44,45]
TY2CP*6	2"	2.250 [57,15]
TY25CP*6	2-1/2"	2.750 [69,85]
TY3CP*6	3"	3.250 [82,55]
TY4CP*6	4"	4.250 [107,95]
TY6CP*6	6"	6.250 [158,75]

* = COLOR CODE

B = BLACK G = GRAY I = INTRINSIC BLUE W = WHITE

GENERAL NOTES		Thomas & Betts <small>www.tnb.com</small>											
1. ALL DIMENSIONS ARE FOR REFERENCE ONLY. 2. DIMENSIONS IN BRACKETS [] ARE IN METRIC UNITS.						DESCRIPTION: WIRING DUCT COVER							
REVISIONS		<table border="1" style="width: 100%; border-collapse: collapse;"> <tr> <td style="width: 25%;">ORIGINAL PROJECT NO / (ERN NO)</td> <td style="width: 15%;">SHEET NO:</td> <td style="width: 15%;">REV. NO:</td> <td style="width: 45%;">DRAWING NO:</td> </tr> <tr> <td style="text-align: center;">FD55400 / (2005724)</td> <td style="text-align: center;">1 OF 1</td> <td style="text-align: center;">2</td> <td style="text-align: center;">WSD-000187</td> </tr> </table>								ORIGINAL PROJECT NO / (ERN NO)	SHEET NO:	REV. NO:	DRAWING NO:
ORIGINAL PROJECT NO / (ERN NO)	SHEET NO:					REV. NO:	DRAWING NO:						
FD55400 / (2005724)	1 OF 1	2	WSD-000187										
2	SEE ERN 2006994 FOR APPROVAL SIGNATURES & RELEASE DATE. PROJECT NO: FD55400												