
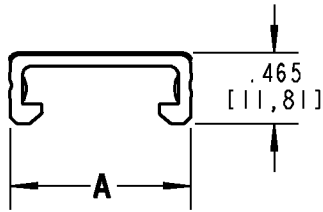
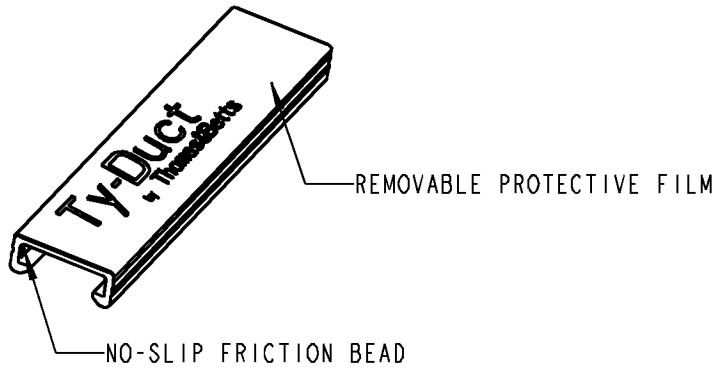




Ty-Duct

**NOTES:**

1. MATERIAL: RIGID PVC
2. TEMPERATURE RATING: -40°F [-40°C] TO 122°F [50°C]
3. FLAMMABILITY RATING: UL94V-0
4. FLUSH MOUNT DESIGN. COVER SITS FLUSH WITH SIDE WALLS OF DUCT
5. "NO-SLIP" FRICTION BEAD INTERLOCKS WITH DUCT SIDE WALLS TO PREVENT VIBRATION SLIPPAGE

| CATALOG NO. | SIZE | A (WIDTH) |
|-------------|--------|----------------|
| TY75CP*6 | 3/4" | .940 [23,88] |
| TY1CP*6 | 1" | 1.250 [31,75] |
| TY15CP*6 | 1-1/2" | 1.750 [44,45] |
| TY2CP*6 | 2" | 2.250 [57,15] |
| TY25CP*6 | 2-1/2" | 2.750 [69,85] |
| TY3CP*6 | 3" | 3.250 [82,55] |
| TY4CP*6 | 4" | 4.250 [107,95] |
| TY6CP*6 | 6" | 6.250 [158,75] |

* = COLOR CODE

B = BLACK G = GRAY I = INTRINSIC BLUE W = WHITE

GENERAL NOTES

1. ALL DIMENSIONS ARE FOR REFERENCE ONLY.
2. DIMENSIONS IN BRACKETS [] ARE IN METRIC UNITS.

REVISIONS

- | | |
|---|--|
| 2 | SEE ERN 2006994 FOR APPROVAL SIGNATURES & RELEASE DATE. PROJECT NO: FD55400 |
|---|--|

Thomas & Betts

www.tnb.com


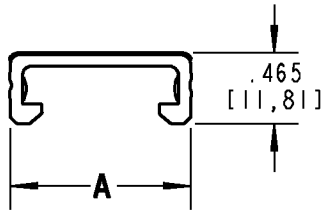
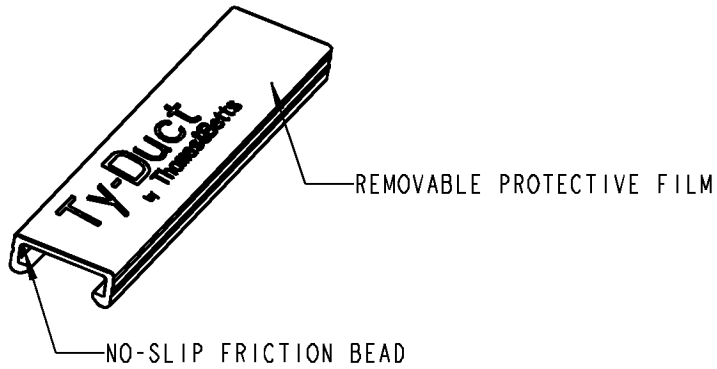
DESCRIPTION:

WIRING DUCT COVER

| | | | |
|--|----------------------------|----------------------|----------------------------------|
| ORIGINAL PROJECT NO / (ERN NO) FD55400 / (2005724) | SHEET NO: 1 OF 1 | REV. NO: 2 | DRAWING NO: WSD-000187 |
|--|----------------------------|----------------------|----------------------------------|



Ty-Duct



NOTES:

1. MATERIAL: RIGID PVC
2. TEMPERATURE RATING: -40°F [-40°C] TO 122°F [50°C]
3. FLAMMABILITY RATING: UL94V-0
4. FLUSH MOUNT DESIGN. COVER SITS FLUSH WITH SIDE WALLS OF DUCT
5. "NO-SLIP" FRICTION BEAD INTERLOCKS WITH DUCT SIDE WALLS TO PREVENT VIBRATION SLIPPAGE

| CATALOG NO. | SIZE | A (WIDTH) |
|-------------|--------|----------------|
| TY75CP*6 | 3/4" | .940 [23,88] |
| TY1CP*6 | 1" | 1.250 [31,75] |
| TY15CP*6 | 1-1/2" | 1.750 [44,45] |
| TY2CP*6 | 2" | 2.250 [57,15] |
| TY25CP*6 | 2-1/2" | 2.750 [69,85] |
| TY3CP*6 | 3" | 3.250 [82,55] |
| TY4CP*6 | 4" | 4.250 [107,95] |
| TY6CP*6 | 6" | 6.250 [158,75] |

* = COLOR CODE

B = BLACK G = GRAY I = INTRINSIC BLUE W = WHITE

GENERAL NOTES

1. ALL DIMENSIONS ARE FOR REFERENCE ONLY.
2. DIMENSIONS IN BRACKETS [] ARE IN METRIC UNITS.

REVISIONS

2. SEE ERN 2006994 FOR APPROVAL SIGNATURES & RELEASE DATE. PROJECT NO: FD55400

Thomas & Betts

www.tnb.com

DESCRIPTION:

WIRING DUCT COVER

ORIGINAL PROJECT NO / (ERN NO)

FD55400 / (2005724)

SHEET NO:

1 OF 1

REV. NO:

2

DRAWING NO:

WSD-000187