

Steel Utility Boxes & Covers

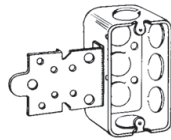
UTILITY BOXES – CUBIC INCH CAPACITY (SEE BELOW)

4" LONG x 2 1/8" WIDE

UL LISTED



TP588, TP647



TP591



TP592, TP600,
TP602



TP598, TP605



TP594, TP596



TP604, TP606

Cat. #	Bracket	Knockouts		Unit Qty.	Wt. Lbs. Per 100
		Sides	Bottom		
1 1/4" Deep – 8.5 Cubic Inch Capacity					
TP647	-	8 - 1/2"	3 - 1/2"	50	40
1 1/2" Deep – 10.3 Cubic Inch Capacity					
TP588	-	8 - 1/2"	3 - 1/2"	50	42
TP591	"F", Set 1/4"	5 - 1/2"	3 - 1/2"	50	51
1 1/2" Deep Extension Rings – 10.3 Cubic Inch Capacity					
TP592	-	8 - 1/2"	-	50	36
1 7/8" Deep – 13.0 Cubic Inch Capacity					
TP594	-	8 - 1/2"	3 - 1/2"	50	50
TP596	-	6 - 3/4"	3 - 1/2"	50	50
TP598	"S", Set 1/2"	5 - 1/2"	3 - 1/2"	50	60
1 7/8" Deep Extension Rings – 13.0 Cubic Inch Capacity					
TP600	-	8 - 1/2"	-	50	41
TP602	-	6 - 3/4"	-	50	41
2 1/8" Deep – 14.5 Cubic Inch Capacity					
TP604	-	8 - 1/2"	3 - 1/2"	50	56
TP606	-	6 - 3/4"	3 - 1/2"	50	56
TP605	"S", Set 1/2"	5 - 1/2"	3 - 1/2"	50	66

UTILITY BOX COVERS

UL LISTED



TP608



TP610



TP612



TP613



TP614



TP616



TP618

Cat. #	Description	Unit Qty.	Wt. Lbs. Per 100
TP608*	Blank	100	10
TP610*	For 20 and 30 Amp, Twist Lock, 1 1/2" Dia.	100	9
TP612*	Single Receptacle, 1 1/2" Dia.	100	9
TP613*	For GFCI Device	100	7
TP614*	1/2" KO	100	10
TP616*	Duplex Receptacle	100	8
TP618*	One Toggle Switch	100	10

*CSA certified.

Steel Boxes

Steel Utility Boxes & Covers

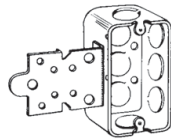
UTILITY BOXES – CUBIC INCH CAPACITY (SEE BELOW)

4" LONG x 2 1/8" WIDE

UL LISTED



TP588, TP647



TP591



TP592, TP600,
TP602



TP598, TP605



TP594, TP596



TP604, TP606


Cat. #	Bracket	Knockouts		Unit Qty.	Wt. Lbs. Per 100
		Sides	Bottom		
1 1/4" Deep – 8.5 Cubic Inch Capacity					
TP647	-	8 - 1/2"	3 - 1/2"	50	40
1 1/2" Deep – 10.3 Cubic Inch Capacity					
TP588	-	8 - 1/2"	3 - 1/2"	50	42
TP591	"F", Set 1/4"	5 - 1/2"	3 - 1/2"	50	51
1 1/2" Deep Extension Rings – 10.3 Cubic Inch Capacity					
TP592	-	8 - 1/2"	-	50	36
1 7/8" Deep – 13.0 Cubic Inch Capacity					
TP594	-	8 - 1/2"	3 - 1/2"	50	50
TP596	-	6 - 3/4"	3 - 1/2"	50	50
TP598	"S", Set 1/2"	5 - 1/2"	3 - 1/2"	50	60
1 7/8" Deep Extension Rings – 13.0 Cubic Inch Capacity					
TP600	-	8 - 1/2"	-	50	41
TP602	-	6 - 3/4"	-	50	41
2 1/8" Deep – 14.5 Cubic Inch Capacity					
TP604	-	8 - 1/2"	3 - 1/2"	50	56
TP606	-	6 - 3/4"	3 - 1/2"	50	56
TP605	"S", Set 1/2"	5 - 1/2"	3 - 1/2"	50	66

UTILITY BOX COVERS

UL LISTED



TP608



TP610



TP612



TP613



TP614



TP616



TP618

Cat. #	Description	Unit Qty.	Wt. Lbs. Per 100
TP608*	Blank	100	10
TP610*	For 20 and 30 Amp, Twist Lock, 1 1/2" Dia.	100	9
TP612*	Single Receptacle, 1 1/2" Dia.	100	9
TP613*	For GFCI Device	100	7
TP614*	1/2" KO	100	10
TP616*	Duplex Receptacle	100	8
TP618*	One Toggle Switch	100	10

*CSA certified.

Steel Boxes