



SWITCHES


TradeMaster® Decorator Combination Switches 15A, 120VAC



TM811WCC



TM8111WCC



TM81111WCC

Features

- Impact-resistant face and body.
- Fully rounded back body protects wires from being damaged by sharp edges.
- Clear identification of circuits.
- External screw-pressure-plate back and side wired. Accepts #12 and #14 AWG.
- Ground screw position under the end of the strap minimizes the risk of contact.
- Full wraparound metal strap with lock-in tabs.
- Patented split circuit tab – easily accessible, and can be reinstalled without a tool.
- Unique "Up/Down" switches match the look and feel of standard Decorator switches.
- Largest breadth of 15 amp offering.
- All screws are tri-drive.
- Tamper-resistant version features dual mechanical shutter system to help prevent insertion of foreign objects (see Page A-26).


CATALOG NUMBER	RATING		COLOR	3rd PARTY COMPLIANCE	
	A.	VAC		UL20	cULus
TWO SINGLE POLE SWITCHES					
TM811ICC	15	120	Ivory	•	•
TM811WCC	15	120	White	•	•
TM811CC	15	120	Brown	•	•
TM811BKCC	15	120	Black	•	•
TM811LACC	15	120	Light Almond	•	•
SINGLE POLE SWITCH & THREE-WAY SWITCH					
TM813ICC	15	120	Ivory	•	•
TM813WCC	15	120	White	•	•
TM813CC	15	120	Brown	•	•
TM813BKCC	15	120	Black	•	•
TM813LACC	15	120	Light Almond	•	•
TWO THREE-WAY SWITCHES					
TM833ICC	15	120	Ivory	•	•
TM833WCC	15	120	White	•	•
TM833CC	15	120	Brown	•	•
TM833BKCC	15	120	Black	•	•
TM833LACC	15	120	Light Almond	•	•
THREE SINGLE POLE SWITCHES					
TM8111ICC	15	120	Ivory	•	•
TM8111WCC	15	120	White	•	•
TM8111CC	15	120	Brown	•	•
TM8111BKCC	15	120	Black	•	•
TM8111LACC	15	120	Light Almond	•	•
TWO SINGLE POLE SWITCHES & THREE-WAY SWITCH					
TM8113WCC	15	120	White	•	•
TM8113BKCC	15	120	Black	•	•
FOUR SINGLE POLE SWITCHES					
TM81111ICC	15	120	Ivory	•	•
TM81111WCC	15	120	White	•	•
TM81111CC	15	120	Brown	•	•
TM81111BKCC	15	120	Black	•	•
TM81111LACC	15	120	Light Almond	•	•

SWITCHES


DEVICES & WALL PLATES

Color Selection Chart

Devices & Plastic Wall Plate Colors



Ivory Light Almond White Green Antique Brass Dark Bronze Nickel




Black Blue Brown Gray Orange Red

See specific device and wall plate catalog charts for particular color availabilities.

Metal Wall Plates


Metal Finish



Aluminum Brass (Brushed) Polished Brass Stainless Steel Brushed Bronze Chrome

Custom Metal Wall Plates Paint Finish Colors

Paint Color



Orange Green Gray Yellow Glossy Black Brown White



Primer Red Pink Flat Black Ivory Light Almond Blue


To order custom metal wall plates, see Pages P-41 – P-45.

For additional colors consult factory.


All devices listed on this page conform to NEMA WD-1 and WD-6.

SWITCHES


TradeMaster® Decorator Combination Switches 15A, 120VAC



TM811WCC



TM8111WCC



TM81111WCC

Features

- Impact-resistant face and body.
- Fully rounded back body protects wires from being damaged by sharp edges.
- Clear identification of circuits.
- External screw-pressure-plate back and side wired. Accepts #12 and #14 AWG.
- Ground screw position under the end of the strap minimizes the risk of contact.
- Full wraparound metal strap with lock-in tabs.
- Patented split circuit tab – easily accessible, and can be reinstalled without a tool.
- Unique "Up/Down" switches match the look and feel of standard Decorator switches.
- Largest breadth of 15 amp offering.
- All screws are tri-drive.
- Tamper-resistant version features dual mechanical shutter system to help prevent insertion of foreign objects (see Page A-26).


CATALOG NUMBER	RATING		COLOR	3rd PARTY COMPLIANCE	
	A.	VAC		UL US UL20	UL cULus
TWO SINGLE POLE SWITCHES					
TM811ICC	15	120	Ivory	•	•
TM811WCC	15	120	White	•	•
TM811CC	15	120	Brown	•	•
TM811BKCC	15	120	Black	•	•
TM811LACC	15	120	Light Almond	•	•
SINGLE POLE SWITCH & THREE-WAY SWITCH					
TM813ICC	15	120	Ivory	•	•
TM813WCC	15	120	White	•	•
TM813CC	15	120	Brown	•	•
TM813BKCC	15	120	Black	•	•
TM813LACC	15	120	Light Almond	•	•
TWO THREE-WAY SWITCHES					
TM833ICC	15	120	Ivory	•	•
TM833WCC	15	120	White	•	•
TM833CC	15	120	Brown	•	•
TM833BKCC	15	120	Black	•	•
TM833LACC	15	120	Light Almond	•	•
THREE SINGLE POLE SWITCHES					
TM8111ICC	15	120	Ivory	•	•
TM8111WCC	15	120	White	•	•
TM8111CC	15	120	Brown	•	•
TM8111BKCC	15	120	Black	•	•
TM8111LACC	15	120	Light Almond	•	•
TWO SINGLE POLE SWITCHES & THREE-WAY SWITCH					
TM8113WCC	15	120	White	•	•
TM8113BKCC	15	120	Black	•	•
FOUR SINGLE POLE SWITCHES					
TM81111ICC	15	120	Ivory	•	•
TM81111WCC	15	120	White	•	•
TM81111CC	15	120	Brown	•	•
TM81111BKCC	15	120	Black	•	•
TM81111LACC	15	120	Light Almond	•	•

SWITCHES


DEVICES & WALL PLATES

Color Selection Chart

Devices & Plastic Wall Plate Colors



Ivory Light Almond White Green Antique Brass Dark Bronze Nickel




Black Blue Brown Gray Orange Red

See specific device and wall plate catalog charts for particular color availabilities.

Metal Wall Plates


Metal Finish



Aluminum Brass (Brushed) Polished Brass Stainless Steel Brushed Bronze Chrome

Custom Metal Wall Plates Paint Finish Colors

Paint Color



Orange Green Gray Yellow Glossy Black Brown White



Primer Red Pink Flat Black Ivory Light Almond Blue

To order custom metal wall plates, see Pages P-41 – P-45.

For additional colors consult factory.

All devices listed on this page conform to NEMA WD-1 and WD-6.