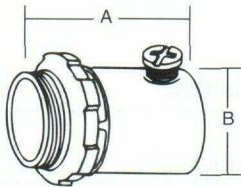
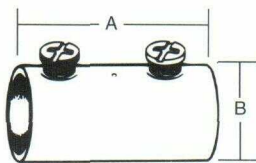


- Concrete Tight
- Zinc Plated



- Concrete Tight
- Zinc Plated



- Concrete Tight, when taped
- Zinc Plated

Set Screw Connectors – Steel, Noninsulated



Cat. No.	Conduit Size	A	B	Std. Ctn.
TC-121-SC	1/2"	1 1/32"	15/16"	500
TC-122-SC	3/4"	1 5/32"	1 3/16"	250
TC-123-SC	1"	1 25/32"	1 9/64"	100
TC-124-SC	1 1/4"	2 3/8"	1 19/32"	25
TC-125-SC	1 1/2"	2 1/2"	1 7/8"	25
TC-126-SC	2"	2 5/8"	2 11/32"	25
TC-127-SC	2 1/2"	3 13/32"	3 5/32"	10
TC-128-SC	3"	3 41/64"	3 25/32"	5
TC-129-SC	3 1/2"	3 29/32"	4 5/32"	5
TC-1210-SC	4"	3 15/32"	4 25/32"	5

U.L. File No. E-16592

Set Screw Connectors – Steel, Insulated



Cat. No.	Conduit Size	A	B	Std. Ctn.
TC-721	1/2"	1 11/32"	15/16"	500
TC-722	3/4"	1 5/32"	1 3/16"	250
TC-723	1"	1 25/32"	1 9/64"	100
TC-724	1 1/4"	2 3/8"	1 19/32"	25
TC-725	1 1/2"	2 1/2"	1 7/8"	25
TC-726	2"	2 5/8"	2 11/32"	25
TC-727	2 1/2"	3 13/32"	3 5/32"	10
TC-728	3"	3 41/64"	3 25/32"	5
TC-729	3 1/2"	3 29/32"	4 5/32"	5
TC-7210	4"	3 15/32"	4 25/32"	5

U.L. File No. E-16592

Set Screw Couplings – Steel



Cat. No.	Conduit Size	A	B	Std. Ctn.
TK-121	1/2"	1 3/16"	1 11/16"	500
TK-122	3/4"	1 1/32"	1 7/8"	250
TK-123	1"	1 9/32"	2 1/4"	100
TK-124	1 1/4"	1 21/32"	2 13/16"	25
TK-125	1 1/2"	1 7/8"	3 1/16"	25
TK-126	2"	2 11/32"	3 3/16"	25
TK-127	2 1/2"	4 9/32"	3 5/32"	10
TK-128	3"	4 1/2"	3 29/32"	5
TK-129	3 1/2"	4 11/16"	4 9/32"	5
TK-1210	4"	4 29/32"	4 25/32"	5

U.L. File No. E-16592

Here's How The Steel City Part Number System Works

Easy to identify alphabetical prefixes:

BG – Bushings, Grounding
BI – Bushings, Insulated
BL – Blanks
BU – Bushings
CB – Clamp Back
EK – 3 Piece Coupling
GA – Ground Clamp (armored ground wire)
GC – Ground Clamp
HA – Heavywall Adapter
HC – Heavywall Connector
HK – Heavywall Coupling
HO – Heavywall Offset
HS – Heavywall Strap
LG – Locknut, Grounding
LN – Locknut
LT – Liquidtight
NC – Nonmetallic Sheathed Cable Connector
NS – Nonmetallic Sheathed Cable Strap
SH – Service Entrance Fitting
SL – Service Ells
SR – Sealing Rings
LS – Locknut, Sealing
TC – Thinwall Connectors
TK – Thinwall Couplings
TO – Thinwall Offset
TS – Thinwall Strap
TX – Thinwall to Flexible Metallic Conduit Fitting
UC – Utility Connector
WA – Washer
XC – Armored Cable or Flexible Metallic Conduit Connector
XK – Armored Cable or Flexible Metallic Conduit Coupling

1st Digit – Material

1 = Steel
2 = Die Cast
3 = Combination Steel and Die Cast
4 = Malleable
5 = Plastic
6 = Aluminum
7 = Steel Insulated
8 = Die Cast Insulated
9 = Malleable insulated

2nd Digit – Method

1 = Compression
2 = Set Screw
3 = Other

3rd/4th Digit Size

1 = 1/8"
2 = 3/8"
3 = 1"
4 = 1 1/4"
5 = 1 1/2"
6 = 2"
7 = 2 1/2"
8 = 3"
9 = 3 1/2"
10 = 4"
11 = 5"
12 = 6"

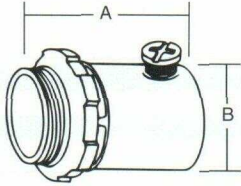
A few examples of the three digit identification system for thinwall fittings are:

TK-111 1/8" steel, compression type coupling
TC-714 1 1/4" steel insulated compression type connector
TC-822 3/4" die cast, insulated, set-screw type connector

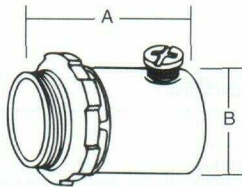
(NOTE: – "SC" suffix represents Steel City® brand name products for some parts in this product line.)

STEEL CITY/THOMAS & BETTS CONDUIT FITTINGS

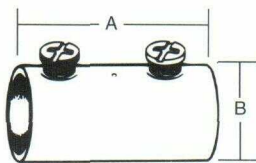
Federal Specification W-C-586
Federal Specification A-A-50552 (Superceding WF-406)
Federal Specification A-A-50553 (Superceding WF-408)
NEMA Standard FB-1
(Formerly ANSI C80.4)
Underwriters Laboratories, Inc., Standards ANSI UL-514B
Canadian Standards Association C22.2 No. 18



- Concrete Tight
- Zinc Plated



- Concrete Tight
- Zinc Plated



- Concrete Tight, when taped
- Zinc Plated

Set Screw Connectors – Steel, Noninsulated



Cat. No.	Conduit Size	A	B	Std. Ctn.
TC-121-SC	1/2"	1 1/32"	15/16"	500
TC-122-SC	3/4"	1 5/32"	1 3/16"	250
TC-123-SC	1"	1 25/32"	1 9/64"	100
TC-124-SC	1 1/4"	2 3/8"	1 19/32"	25
TC-125-SC	1 1/2"	2 1/2"	1 7/8"	25
TC-126-SC	2"	2 5/8"	2 11/32"	25
TC-127-SC	2 1/2"	3 13/32"	3 5/32"	10
TC-128-SC	3"	3 41/64"	3 25/32"	5
TC-129-SC	3 1/2"	3 29/32"	4 5/32"	5
TC-1210-SC	4"	3 15/32"	4 25/32"	5

U.L. File No. E-16592

Set Screw Connectors – Steel, Insulated



Cat. No.	Conduit Size	A	B	Std. Ctn.
TC-721	1/2"	1 11/32"	15/16"	500
TC-722	3/4"	1 5/32"	1 3/16"	250
TC-723	1"	1 25/32"	1 9/64"	100
TC-724	1 1/4"	2 3/8"	1 19/32"	25
TC-725	1 1/2"	2 1/2"	1 7/8"	25
TC-726	2"	2 5/8"	2 11/32"	25
TC-727	2 1/2"	3 13/32"	3 5/32"	10
TC-728	3"	3 41/64"	3 25/32"	5
TC-729	3 1/2"	3 29/32"	4 5/32"	5
TC-7210	4"	3 15/32"	4 25/32"	5

U.L. File No. E-16592

Set Screw Couplings – Steel



Cat. No.	Conduit Size	A	B	Std. Ctn.
TK-121	1/2"	1 3/16"	1 11/16"	500
TK-122	3/4"	1 1/32"	1 7/8"	250
TK-123	1"	1 9/32"	2 1/4"	100
TK-124	1 1/4"	1 21/32"	2 13/16"	25
TK-125	1 1/2"	1 7/8"	3 1/16"	25
TK-126	2"	2 11/32"	3 3/16"	25
TK-127	2 1/2"	4 9/32"	3 5/32"	10
TK-128	3"	4 1/2"	3 29/32"	5
TK-129	3 1/2"	4 11/16"	4 9/32"	5
TK-1210	4"	4 29/32"	4 25/32"	5

U.L. File No. E-16592

Here's How The Steel City Part Number System Works

Easy to identify alphabetical prefixes:

BG – Bushings, Grounding
BI – Bushings, Insulated
BL – Blanks
BU – Bushings
CB – Clamp Back
EK – 3 Piece Coupling
GA – Ground Clamp (armored ground wire)
GC – Ground Clamp
HA – Heavywall Adapter
HC – Heavywall Connector
HK – Heavywall Coupling
HO – Heavywall Offset
HS – Heavywall Strap
LG – Locknut, Grounding
LN – Locknut
LT – Liquidtight
NC – Nonmetallic Sheathed Cable Connector
NS – Nonmetallic Sheathed Cable Strap
SH – Service Entrance Fitting
SL – Service Ells
SR – Sealing Rings
LS – Locknut, Sealing
TC – Thinwall Connectors
TK – Thinwall Couplings
TO – Thinwall Offset
TS – Thinwall Strap
TX – Thinwall to Flexible Metallic Conduit Fitting
UC – Utility Connector
WA – Washer
XC – Armored Cable or Flexible Metallic Conduit Connector
XK – Armored Cable or Flexible Metallic Conduit Coupling

1st Digit – Material

1 = Steel
2 = Die Cast
3 = Combination Steel and Die Cast
4 = Malleable
5 = Plastic
6 = Aluminum
7 = Steel Insulated
8 = Die Cast Insulated
9 = Malleable insulated

2nd Digit – Method

1 = Compression
2 = Set Screw
3 = Other

3rd/4th Digit Size

1 = 1/8"
2 = 3/8"
3 = 1"
4 = 1 1/4"
5 = 1 3/8"
6 = 2"
7 = 2 3/8"
8 = 3"
9 = 3 3/8"
10 = 4"
11 = 5"
12 = 6"

A few examples of the three digit identification system for thinwall fittings are:

TK-111 1/8" steel, compression type coupling
TC-714 1 1/4" steel insulated compression type connector
TC-822 3/4" die cast, insulated, set-screw type connector

(NOTE: – "SC" suffix represents Steel City® brand name products for some parts in this product line.)

STEEL CITY/THOMAS & BETTS CONDUIT FITTINGS

Federal Specification W-C-586
Federal Specification A-A-50552 (Superceding WF-406)
Federal Specification A-A-50553 (Superceding WF-408)
NEMA Standard FB-1
(Formerly ANSI C80.4)
Underwriters Laboratories, Inc., Standards ANSI UL-514B
Canadian Standards Association C22.2 No. 18