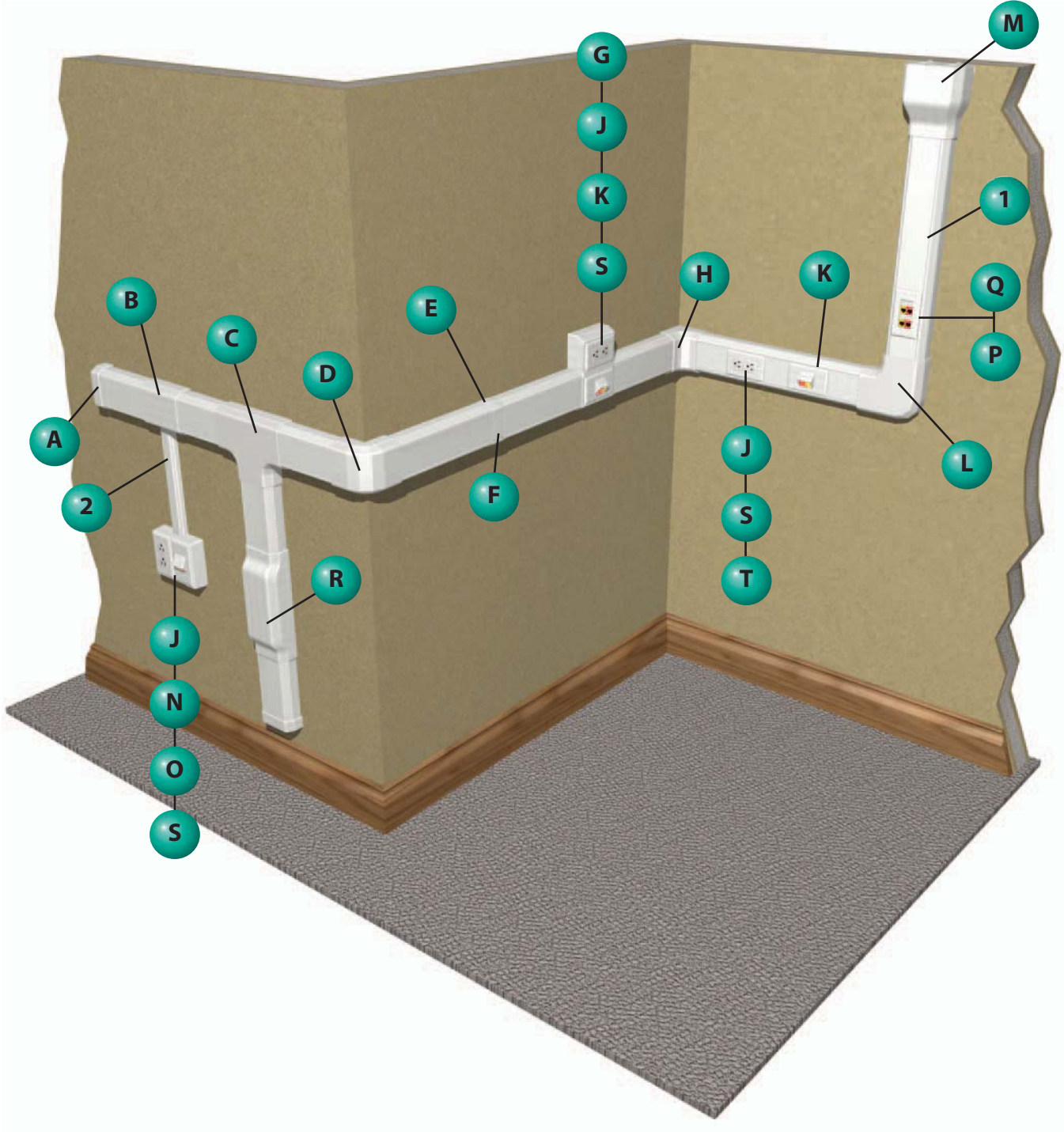
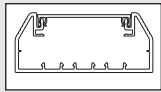
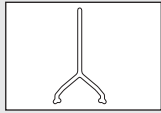


T-70 Raceway Roadmap

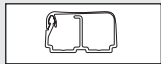




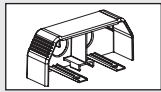
1 T70B**, T70C** - T-70 Base and Cover



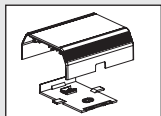
1 T70DW - T-70 Divider Wall



2 LD2P10** - LD2P10 Raceway)



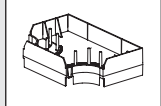
A T70EC** - T-70 End Cap Fitting



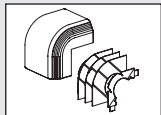
B T70TR** - T-70 Transition Fitting



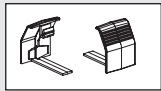
C T70T** - T-70 Tee Fitting



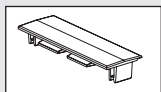
T70TD - T-70 Tee Divider



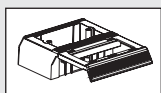
D T70OC** - T-70 Outside Corner Fitting



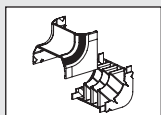
E T70BC** - T-70 Base Coupler Fitting



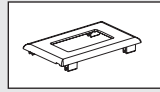
F T70CC** - T-70 Cover Coupler Fitting



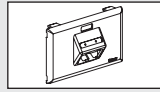
G T70WC2** - T-70 WORKSTATION OUTLET CENTER™ Offset box for Snap-On Faceplates



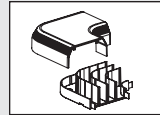
H T70IC** - T-70 Inside Corner Fitting



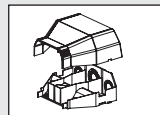
J T70PG** - Single Gang Rectangular Electrical Communication Snap-On Faceplate



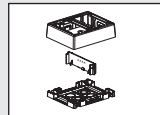
K UIT70FH2** - ULTIMATE ID® Sloped Horizontal Snap-On Faceplate



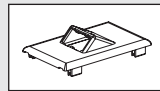
L T70RA** - T-70 Right Angle Fitting



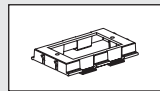
M T70EE** - T-70 Entrance End Fitting



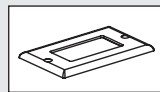
N JBP2FS** - FAST-SNAP™ Double Gang Power Rated Surface Mount Outlet Box



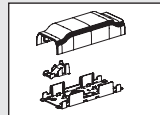
O T70FV2** - Vertical Sloped Communication Snap-On Faceplate



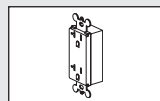
P T70DB-X - T-70 Device Bracket



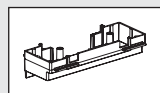
Q CPG** - Single Gang Rectangular Screw-On Faceplate



R T70BF** - T-70 Backfeed Fitting



S ERU20** - 20A Rectangular Electrical Outlet



T T70HB3-X - Three Sided Hanging Box