

# Form 35® Malleable Iron Unilet® Conduit Outlet Bodies

For use with Rigid Steel, Rigid Aluminum and IMC Conduit.

## Applications

- Serve as pulling fittings.
- Make bends in conduit system.
- Provide openings for splicing.
- Connect and change direction of conduit runs.
- Allow connections for branch runs.
- Permit access to conductors for maintenance.

## Features

- Smooth, rounded integral bushings in hubs protect conductor insulation.
- Accurately tapped, tapered threads for tight, rigid joints and excellent ground continuity.
- Form 35 malleable iron Unilets: high tensile strength and ductility. High corrosion-resistance, high impact and shock resistance.
- Exclusive built-in easy-pulling rollers in type C (1-1/4" thru 4") and type LB (1-1/4" thru 4"): eliminate damage when cable is pulled through hubs.
- Sizes with flat-back design ideal where fitting is mounted flat against surface.
- 1/2" to 3" blank covers are domed for extra wiring space.

## Standard Materials

- Bodies: malleable iron
- Blank covers: malleable iron, steel or aluminum
- Cover screws: stainless steel
- Gaskets: neoprene or composition fiber

## Standard Finishes

- Malleable iron bodies and covers: triple-coat — (1) zinc electroplate, (2) chromate, and (3) epoxy powder coat
- Steel covers: zinc electroplate

## Certifications and Compliances

- UL Standards: 514A, 514B
- UL Listed: E2527
- CSA Standard: C22.2 No. 18.3
- CSA Certified: 065183
- NEMA Standard: FB-1

## Related Products

- For explosionproof conduit outlet bodies and boxes, see *Enclosures and Junction boxes*.



2" Type LB with rollers shown

Fittings

FITTINGS: CONDUIT BODIES

# Form 35® Malleable Iron Unilet® Conduit Outlet Bodies

For use with Rigid Steel, Rigid Aluminum and IMC Conduit.

FITTINGS: CONDUIT BODIES

## Threaded Type Conduit Bodies

Hub Size (Inches)	C	E	LB	LL	LR
					
1/2	C50-M	E50-M	LB50-M	LL50-M	LR50-M
3/4	C75-M	E75-M	LB75-M	LL75-M	LR75-M
1	C100-M	E100-M	LB100-M	LL100-M	LR100-M
1-1/4	C125-M ‡	E125-M	LB125-M ‡	LL125-M	LR125-M
1-1/2	C150-M ‡	E150-M	LB150-M ‡	LL150-M	LR150-M
2	C200-M ‡	—	LB200-M ‡	LL200-M	LR200-M
2-1/2	C250-M ‡	—	LB250-M ‡	LL250-M	LR250-M
3	C300-M ‡	—	LB300-M ‡	LL300-M	LR300-M
3-1/2	C350-M ‡	—	LB350-M ‡	LL350-M	LR350-M
4	C400-M ‡	—	LB400-M ‡	LL400-M	LR400-M
5	—	—	LB500-M	—	—
6	—	—	LB600-M	—	—
Hub Size (Inches)	LRL †	T	TA	TB	X



1/2	LRL50-M	T50-M	TA50-M	TB50-M	X50-M
3/4	LRL75-M	T75-M	TA75-M	TB75-M	X75-M
1	LRL100-M	T100-M	TA100-M	TB100-M	X100-M
1-1/4	LRL125-M	T125-M	—	TB125-M	X125-M
1-1/2	LRL150-M	T150-M	—	TB150-M	X150-M
2	LRL200-M	T200-M	—	TB200-M	X200-M
2-1/2	—	T250-M	—	—	—
3	—	T300-M	—	—	—
3-1/2	—	T350-M	—	—	—
4	—	T400-M	—	—	—

## Back Style for Form 35 Unilet Conduit Body Sizes (Inches)

Unilet Body	Flat Back	Round Back	Unilet Body	Flat Back	Round Back
C, LB	1/2 – 2	2-1/2 and up	TB	1/2 – 1-1/2	1/2, 3/4, 1, 2
E	1/2 – 1-1/2	1-1/4 and up	X	1/2 – 2	1-1/4 and up
LL, LR, T	1/2 – 2	2-1/2 and up	TA	All sizes	—

† LRL Unilets have double opening and are furnished with one steel cover, assembled.

‡ Catalog numbers having roller feature, all others do not.

# Form 35® Malleable Iron Unilet® Conduit Outlet Bodies and Wiring Capacity

Compression Type for use with Threadless Rigid Metal Conduit.

## Compression Type — For use with Threadless Rigid Metal Conduit – Flat Back Design

Hub Size (Inches)	LB	LRL *	T
			
1/2	<b>LB50N-M</b>	<b>LRL50N-M</b>	<b>T50N-M</b>
3/4	<b>LB75N-M</b>	<b>LRL75N-M</b>	<b>T75N-M</b>
1	<b>LB100N-M</b>	<b>LRL100N-M</b>	<b>T100N-M</b>

## Wiring Capacity: Combine Body and Cover Capacities for Total Usable Capacity per NEC 314.16(A)

Hub Size (Inches)	Capacity (in <sup>3</sup> /dm <sup>3</sup> )										
	C	E	LB	LL & LR	LRL	T	TA	TB	X	Stamped Cover	Cast Cover
1/2	4.50/ 0.07	4.50/ 0.07	4.50/ 0.07	4.50/ 0.07	5.00/ 0.08	6.00/ 0.10	4.30/ 0.07	4.30/ 0.07	6.00/ 0.10	0.50/ 0.01	0.00/ 0.00
3/4	7.50/ 0.12	7.50/ 0.12	7.50/ 0.12	7.50/ 0.12	8.80/ 0.14	9.50/ 0.16	7.00/ 0.11	7.00/ 0.11	9.50/ 0.16	0.80/ 0.01	0.30/ 0.00
1	12.50/ 0.20	12.50/ 0.20	12.50/ 0.20	12.50/ 0.20	14.30/ 0.23	15.00/ 0.25	15.00/ 0.25	13.00/ 0.21	15.00/ 0.25	1.00/ 25.4	0.50/ 0.01
1-1/4	35.00/ 0.57	29.30/ 0.48	32.30/ 0.53	32.00/ 0.52	34.80/ 0.57	33.00/ 0.54	—	35.00/ 0.57	31.50/ 0.52	2.50/ 0.04	0.80/ 0.01
1-1/2	35.30/ 0.58	32.50/ 0.53	35.30/ 0.58	35.30/ 0.58	40.00/ 0.66	36.00/ 0.59	—	35.30/ 0.58	40.00/ 0.66	2.50/ 0.04	0.80/ 0.01
2	75.00/ 1.23	—	73.00/ 1.20	73.00/ 1.20	85.00/ 1.39	71.00/ 1.16	—	71.00/ 1.16	71.00/ 1.16	6.50/ 0.11	1.00/ 0.02
2-1/2	143.00/ 2.34	—	139.00/ 2.28	140.50/ 2.30	—	146.00/ 2.39	—	—	—	18.00/ 0.29	30.00/ 0.49
3	180.00/ 2.95	—	177.00/ 2.90	175.00/ 2.87	—	185.00/ 3.03	—	—	—	18.00/ 0.29	30.00/ 0.49
3-1/2	303.00/ 4.97	—	300.00/ 4.92	300.00/ 4.92	—	314.00/ 5.15	—	—	—	—	50.00/ 0.82
4	340.00/ 5.57	—	330.00/ 5.41	330.00/ 5.41	—	345.00/ 5.65	—	—	—	—	50.00/ 0.82
5	—	—	756.00/ 12.39	—	—	—	—	—	—	—	—
6	—	—	1328.00/ 21.76	—	—	—	—	—	—	—	—

\* LRL Unilets have double opening and are furnished with one steel cover, assembled.

# Covers and Gaskets for Form 35® Unilet® Conduit Outlet Bodies

Covers Furnished with Stainless Steel Fastening Screws.

Fittings

FITTINGS: CONDUIT BODIES

## Covers and Gaskets \*

Body Size (Inches)	Blank Stamped Steel	Blank Cast Malleable	Neoprene	Composition Fiber
	 Domed: 1/2" – 3"	 Flat: 1/2" – 2"		
	 Flat: 3-1/2" – 6"	 Domed: 2-1/2" – 4"	Tear out inner section to convert to "open type" gasket.	
1/2	K50	K50-CM	GK50-N	GK50-V
3/4	K75	K75-CM	GK75-N	GK75-V
1	K100	K100-CM	GK100-N	GK100-V
1-1/4	K125 & 150	K125 & 150-CM	GK125-150-N	GK125-150-V
1-1/2	K125 & 150	K125 & 150-CM	GK125-150-N	GK125-150-V
2	K200	K200-CM	GK200-N	GK200-V
2-1/2	K250 & 300	K250 & 300-CM	GK250-300-N	GK-250-300-V
3	K250 & 300	K250 & 300-CM	GK250-300-N	GK-250-300-V
3-1/2	K350 & 400	K350 & 400-CM	GK350-400-N	GK-350-400-V
4	K350 & 400	K350 & 400-CM	GK350-400-N	GK-350-400-V
5	K500	—	GK500-SN †	—
6	K600	—	GK600-SN †	—

\* Refer to previous page for Wiring Capacity Table.

† Not perforated.

# Form 35® Malleable Iron Unilet® Conduit Outlet Bodies Dimensions

Threaded Type for use with Rigid Metal Conduit and IMC; Compression Type for use with Threadless Rigid Metal Conduit.

## Threaded Type (Inches/Millimeters)



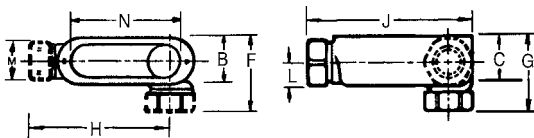
Types A, C, TA, TB

Types E, LB, LL, LR, LRL

Types T, X

Hub Size	A	B	C	D	E	F	G	H	J	K	L	M	N	P
1/2	3.94/ 100.1	1.31/ 33.3	1.44/ 36.6	5.38/ 136.7	2.69/ 68.3	2.00/ 50.8	2.13/ 54.1	3.94/ 100.1	4.63/ 117.6	1.75/ 44.5	0.63/ 16.0	1.19/ 30.2	3.16/ 80.3	1.00/ 25.4
3/4	4.63/ 117.6	1.56/ 39.6	1.69/ 42.9	6.06/ 153.9	2.88/ 73.2	2.19/ 55.6	2.31/ 58.7	4.44/ 112.8	5.38/ 136.7	2.00/ 50.8	0.75/ 19.1	1.38/ 35.1	3.78/ 96.0	1.22/ 31.0
1	5.38/ 136.7	1.81/ 46.0	1.94/ 49.3	7.13/ 181.1	3.38/ 85.9	2.56/ 65.0	2.69/ 68.3	5.13/ 130.3	6.25/ 158.8	2.25/ 57.2	0.94/ 23.9	1.69/ 42.9	4.53/ 115.1	1.47/ 37.3
1-1/4	7.19/ 182.6	2.50/ 63.5	2.56/ 65.0	9.19/ 233.4	4.50/ 114.3	3.50/ 88.9	3.56/ 90.4	7.06/ 179.3	8.19/ 208.0	2.56/ 65.0	1.19/ 30.2	2.00/ 50.8	6.00/ 152.4	2.00/ 50.8
1-1/2	7.19/ 182.6	2.50/ 63.5	2.75/ 69.9	9.19/ 233.4	4.50/ 114.3	3.50/ 88.9	3.75/ 95.3	6.81/ 173.0	8.19/ 208.0	2.75/ 69.9	1.38/ 35.1	2.38/ 60.5	6.00/ 152.4	2.00/ 50.8
2	9.50/ 241.3	3.13/ 79.5	3.38/ 85.9	11.63/ 295.4	5.25/ 133.4	4.19/ 106.4	4.63/ 117.6	8.94/ 227.1	10.56/ 268.2	3.38/ 85.9	1.63/ 41.4	2.94/ 74.7	8.06/ 204.7	2.56/ 65.0
2-1/2	12.25/ 311.2	4.31/ 109.5	3.88/ 98.6	15.13/ 384.3	7.19/ 182.6	5.75/ 146.1	5.25/ 133.4	11.88/ 301.8	13.69/ 347.7	3.88/ 98.6	1.81/ 46.0	3.38/ 85.9	10.63/ 270.0	3.69/ 93.7
3	12.25/ 311.2	4.31/ 109.5	4.63/ 117.6	15.13/ 384.3	7.19/ 182.6	5.75/ 146.1	6.00/ 152.4	11.56/ 293.6	13.69/ 347.7	4.63/ 117.6	2.19/ 55.6	4.13/ 104.9	10.63/ 270.0	3.69/ 93.7
3-1/2	14.88/ 378.0	5.50/ 139.7	5.19/ 131.8	18.13/ 460.5	8.75/ 222.3	7.13/ 181.1	6.81/ 173.0	14.00/ 355.6	16.50/ 419.1	5.19/ 131.8	2.50/ 63.5	4.75/ 120.7	13.13/ 333.5	4.88/ 124.0
4	14.88/ 378.0	5.50/ 139.7	5.56/ 141.2	18.13/ 460.5	8.75/ 222.3	7.13/ 181.1	7.19/ 182.6	13.75/ 349.3	16.50/ 419.1	5.56/ 141.2	2.75/ 69.9	5.13/ 130.3	13.13/ 333.5	4.88/ 124.0
5	18.25/ 463.6	7.25/ 184.2	7.00/ 177.8	—	—	—	9.00/ 228.6	16.88/ 428.8	20.25/ 514.4	—	3.38/ 85.9	6.50/ 165.1	16.25/ 412.8	6.50/ 165.1
6	23.00/ 584.2	8.63/ 219.2	8.69/ 220.7	—	—	—	10.69/ 271.5	21.06/ 534.9	25.00/ 635.0	—	3.94/ 100.1	7.56/ 192.0	21.00/ 533.4	7.81/ 198.4

## Compression Type (Inches/Millimeters)



Types LB, LRL

Type T

Hub Size	A	B	C	D	E	F	G	H	J	K	L	M	N	P
1/2	3.94/ 100.1	1.31/ 33.3	1.44/ 36.6	6.06/ 153.9	2.38/ 60.5	2.38/ 60.5	2.50/ 63.5	4.31/ 109.5	5.00/ 127.0	1.75/ 44.5	0.63/ 16.0	1.31/ 33.3	3.16/ 80.3	1.00/ 25.4
3/4	4.63/ 117.6	1.56/ 39.6	1.69/ 42.9	6.81/ 173.0	2.69/ 68.3	2.69/ 68.3	2.81/ 71.4	4.81/ 122.2	5.75/ 146.1	2.00/ 50.8	0.75/ 19.1	1.63/ 41.4	3.78/ 96.0	1.22/ 31.0
1	5.38/ 136.7	1.81/ 46.0	1.94/ 49.3	7.63/ 193.8	2.94/ 74.7	2.94/ 74.7	3.06/ 77.7	5.38/ 136.7	6.50/ 165.1	2.25/ 57.2	0.94/ 23.9	1.88/ 47.8	4.53/ 115.1	1.47/ 37.3

# Form 35® Malleable Iron Unilet® Conduit Outlet Bodies

For use with Rigid Steel, Rigid Aluminum and IMC Conduit.

## Applications

- Serve as pulling fittings.
- Make bends in conduit system.
- Provide openings for splicing.
- Connect and change direction of conduit runs.
- Allow connections for branch runs.
- Permit access to conductors for maintenance.

## Features

- Smooth, rounded integral bushings in hubs protect conductor insulation.
- Accurately tapped, tapered threads for tight, rigid joints and excellent ground continuity.
- Form 35 malleable iron Unilets: high tensile strength and ductility. High corrosion-resistance, high impact and shock resistance.
- Exclusive built-in easy-pulling rollers in type C (1-1/4" thru 4") and type LB (1-1/4" thru 4"): eliminate damage when cable is pulled through hubs.
- Sizes with flat-back design ideal where fitting is mounted flat against surface.
- 1/2" to 3" blank covers are domed for extra wiring space.

## Standard Materials

- Bodies: malleable iron
- Blank covers: malleable iron, steel or aluminum
- Cover screws: stainless steel
- Gaskets: neoprene or composition fiber

## Standard Finishes

- Malleable iron bodies and covers: triple-coat — (1) zinc electroplate, (2) chromate, and (3) epoxy powder coat
- Steel covers: zinc electroplate

## Certifications and Compliances

- UL Standards: 514A, 514B
- UL Listed: E2527
- CSA Standard: C22.2 No. 18.3
- CSA Certified: 065183
- NEMA Standard: FB-1

## Related Products

- For explosionproof conduit outlet bodies and boxes, see *Enclosures and Junction boxes*.



2" Type LB with rollers shown

# Form 35® Malleable Iron Unilet® Conduit Outlet Bodies

For use with Rigid Steel, Rigid Aluminum and IMC Conduit.

FITTINGS: CONDUIT BODIES

## Threaded Type Conduit Bodies

Hub Size (Inches)	C	E	LB	LL	LR
					
1/2	C50-M	E50-M	LB50-M	LL50-M	LR50-M
3/4	C75-M	E75-M	LB75-M	LL75-M	LR75-M
1	C100-M	E100-M	LB100-M	LL100-M	LR100-M
1-1/4	C125-M ‡	E125-M	LB125-M ‡	LL125-M	LR125-M
1-1/2	C150-M ‡	E150-M	LB150-M ‡	LL150-M	LR150-M
2	C200-M ‡	—	LB200-M ‡	LL200-M	LR200-M
2-1/2	C250-M ‡	—	LB250-M ‡	LL250-M	LR250-M
3	C300-M ‡	—	LB300-M ‡	LL300-M	LR300-M
3-1/2	C350-M ‡	—	LB350-M ‡	LL350-M	LR350-M
4	C400-M ‡	—	LB400-M ‡	LL400-M	LR400-M
5	—	—	LB500-M	—	—
6	—	—	LB600-M	—	—
Hub Size (Inches)	LRL †	T	TA	TB	X



1/2	LRL50-M	T50-M	TA50-M	TB50-M	X50-M
3/4	LRL75-M	T75-M	TA75-M	TB75-M	X75-M
1	LRL100-M	T100-M	TA100-M	TB100-M	X100-M
1-1/4	LRL125-M	T125-M	—	TB125-M	X125-M
1-1/2	LRL150-M	T150-M	—	TB150-M	X150-M
2	LRL200-M	T200-M	—	TB200-M	X200-M
2-1/2	—	T250-M	—	—	—
3	—	T300-M	—	—	—
3-1/2	—	T350-M	—	—	—
4	—	T400-M	—	—	—

## Back Style for Form 35 Unilet Conduit Body Sizes (Inches)

Unilet Body	Flat Back	Round Back	Unilet Body	Flat Back	Round Back
C, LB	1/2 – 2	2-1/2 and up	TB	1/2 – 1-1/2	1/2, 3/4, 1, 2
E	1/2 – 1-1/2	1-1/4 and up	X	1/2 – 2	1-1/4 and up
LL, LR, T	1/2 – 2	2-1/2 and up	TA	All sizes	—




† LRL Unilets have double opening and are furnished with one steel cover, assembled.

‡ Catalog numbers having roller feature, all others do not.

# Form 35® Malleable Iron Unilet® Conduit Outlet Bodies and Wiring Capacity

Compression Type for use with Threadless Rigid Metal Conduit.

## Compression Type — For use with Threadless Rigid Metal Conduit – Flat Back Design

Hub Size (Inches)	LB	LRL *	T
			
1/2	<b>LB50N-M</b>	<b>LRL50N-M</b>	<b>T50N-M</b>
3/4	<b>LB75N-M</b>	<b>LRL75N-M</b>	<b>T75N-M</b>
1	<b>LB100N-M</b>	<b>LRL100N-M</b>	<b>T100N-M</b>

## Wiring Capacity: Combine Body and Cover Capacities for Total Usable Capacity per NEC 314.16(A)

Hub Size (Inches)	Capacity (in <sup>3</sup> /dm <sup>3</sup> )										
	C	E	LB	LL & LR	LRL	T	TA	TB	X	Stamped Cover	Cast Cover
1/2	4.50/ 0.07	4.50/ 0.07	4.50/ 0.07	4.50/ 0.07	5.00/ 0.08	6.00/ 0.10	4.30/ 0.07	4.30/ 0.07	6.00/ 0.10	0.50/ 0.01	0.00/ 0.00
3/4	7.50/ 0.12	7.50/ 0.12	7.50/ 0.12	7.50/ 0.12	8.80/ 0.14	9.50/ 0.16	7.00/ 0.11	7.00/ 0.11	9.50/ 0.16	0.80/ 0.01	0.30/ 0.00
1	12.50/ 0.20	12.50/ 0.20	12.50/ 0.20	12.50/ 0.20	14.30/ 0.23	15.00/ 0.25	15.00/ 0.25	13.00/ 0.21	15.00/ 0.25	1.00/ 25.4	0.50/ 0.01
1-1/4	35.00/ 0.57	29.30/ 0.48	32.30/ 0.53	32.00/ 0.52	34.80/ 0.57	33.00/ 0.54	—	35.00/ 0.57	31.50/ 0.52	2.50/ 0.04	0.80/ 0.01
1-1/2	35.30/ 0.58	32.50/ 0.53	35.30/ 0.58	35.30/ 0.58	40.00/ 0.66	36.00/ 0.59	—	35.30/ 0.58	40.00/ 0.66	2.50/ 0.04	0.80/ 0.01
2	75.00/ 1.23	—	73.00/ 1.20	73.00/ 1.20	85.00/ 1.39	71.00/ 1.16	—	71.00/ 1.16	71.00/ 1.16	6.50/ 0.11	1.00/ 0.02
2-1/2	143.00/ 2.34	—	139.00/ 2.28	140.50/ 2.30	—	146.00/ 2.39	—	—	—	18.00/ 0.29	30.00/ 0.49
3	180.00/ 2.95	—	177.00/ 2.90	175.00/ 2.87	—	185.00/ 3.03	—	—	—	18.00/ 0.29	30.00/ 0.49
3-1/2	303.00/ 4.97	—	300.00/ 4.92	300.00/ 4.92	—	314.00/ 5.15	—	—	—	—	50.00/ 0.82
4	340.00/ 5.57	—	330.00/ 5.41	330.00/ 5.41	—	345.00/ 5.65	—	—	—	—	50.00/ 0.82
5	—	—	756.00/ 12.39	—	—	—	—	—	—	—	—
6	—	—	1328.00/ 21.76	—	—	—	—	—	—	—	—

\* LRL Unilets have double opening and are furnished with one steel cover, assembled.



# Covers and Gaskets for Form 35® Unilet® Conduit Outlet Bodies

Covers Furnished with Stainless Steel Fastening Screws.

Fittings

FITTINGS: CONDUIT BODIES

## Covers and Gaskets \*

Body Size (Inches)	Blank Stamped Steel	Blank Cast Malleable	Neoprene	Composition Fiber
	 Domed: 1/2" – 3"	 Flat: 1/2" – 2"		
	 Flat: 3-1/2" – 6"	 Domed: 2-1/2" – 4"	Tear out inner section to convert to "open type" gasket.	
1/2	K50	K50-CM	GK50-N	GK50-V
3/4	K75	K75-CM	GK75-N	GK75-V
1	K100	K100-CM	GK100-N	GK100-V
1-1/4	K125 & 150	K125 & 150-CM	GK125-150-N	GK125-150-V
1-1/2	K125 & 150	K125 & 150-CM	GK125-150-N	GK125-150-V
2	K200	K200-CM	GK200-N	GK200-V
2-1/2	K250 & 300	K250 & 300-CM	GK250-300-N	GK-250-300-V
3	K250 & 300	K250 & 300-CM	GK250-300-N	GK-250-300-V
3-1/2	K350 & 400	K350 & 400-CM	GK350-400-N	GK-350-400-V
4	K350 & 400	K350 & 400-CM	GK350-400-N	GK-350-400-V
5	K500	—	GK500-SN †	—
6	K600	—	GK600-SN †	—

\* Refer to previous page for Wiring Capacity Table.

† Not perforated.

# Form 35® Malleable Iron Unilet® Conduit Outlet Bodies Dimensions

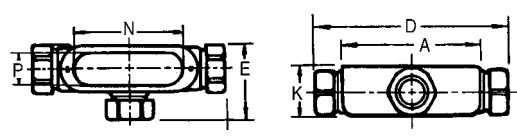
Threaded Type for use with Rigid Metal Conduit and IMC; Compression Type for use with Threadless Rigid Metal Conduit.

## Threaded Type (Inches/Millimeters)



Hub Size	Types A, C, TA, TB				Types E, LB, LL, LR, LRL				Types T, X					
	A	B	C	D	E	F	G	H	J	K	L	M	N	P
1/2	3.94/ 100.1	1.31/ 33.3	1.44/ 36.6	5.38/ 136.7	2.69/ 68.3	2.00/ 50.8	2.13/ 54.1	3.94/ 100.1	4.63/ 117.6	1.75/ 44.5	0.63/ 16.0	1.19/ 30.2	3.16/ 80.3	1.00/ 25.4
3/4	4.63/ 117.6	1.56/ 39.6	1.69/ 42.9	6.06/ 153.9	2.88/ 73.2	2.19/ 55.6	2.31/ 58.7	4.44/ 112.8	5.38/ 136.7	2.00/ 50.8	0.75/ 19.1	1.38/ 35.1	3.78/ 96.0	1.22/ 31.0
1	5.38/ 136.7	1.81/ 46.0	1.94/ 49.3	7.13/ 181.1	3.38/ 85.9	2.56/ 65.0	2.69/ 68.3	5.13/ 130.3	6.25/ 158.8	2.25/ 57.2	0.94/ 23.9	1.69/ 42.9	4.53/ 115.1	1.47/ 37.3
1-1/4	7.19/ 182.6	2.50/ 63.5	2.56/ 65.0	9.19/ 233.4	4.50/ 114.3	3.50/ 88.9	3.56/ 90.4	7.06/ 179.3	8.19/ 208.0	2.56/ 65.0	1.19/ 30.2	2.00/ 50.8	6.00/ 152.4	2.00/ 50.8
1-1/2	7.19/ 182.6	2.50/ 63.5	2.75/ 69.9	9.19/ 233.4	4.50/ 114.3	3.50/ 88.9	3.75/ 95.3	6.81/ 173.0	8.19/ 208.0	2.75/ 69.9	1.38/ 35.1	2.38/ 60.5	6.00/ 152.4	2.00/ 50.8
2	9.50/ 241.3	3.13/ 79.5	3.38/ 85.9	11.63/ 295.4	5.25/ 133.4	4.19/ 106.4	4.63/ 117.6	8.94/ 227.1	10.56/ 268.2	3.38/ 85.9	1.63/ 41.4	2.94/ 74.7	8.06/ 204.7	2.56/ 65.0
2-1/2	12.25/ 311.2	4.31/ 109.5	3.88/ 98.6	15.13/ 384.3	7.19/ 182.6	5.75/ 146.1	5.25/ 133.4	11.88/ 301.8	13.69/ 347.7	3.88/ 98.6	1.81/ 46.0	3.38/ 85.9	10.63/ 270.0	3.69/ 93.7
3	12.25/ 311.2	4.31/ 109.5	4.63/ 117.6	15.13/ 384.3	7.19/ 182.6	5.75/ 146.1	6.00/ 152.4	11.56/ 293.6	13.69/ 347.7	4.63/ 117.6	2.19/ 55.6	4.13/ 104.9	10.63/ 270.0	3.69/ 93.7
3-1/2	14.88/ 378.0	5.50/ 139.7	5.19/ 131.8	18.13/ 460.5	8.75/ 222.3	7.13/ 181.1	6.81/ 173.0	14.00/ 355.6	16.50/ 419.1	5.19/ 131.8	2.50/ 63.5	4.75/ 120.7	13.13/ 333.5	4.88/ 124.0
4	14.88/ 378.0	5.50/ 139.7	5.56/ 141.2	18.13/ 460.5	8.75/ 222.3	7.13/ 181.1	7.19/ 182.6	13.75/ 349.3	16.50/ 419.1	5.56/ 141.2	2.75/ 69.9	5.13/ 130.3	13.13/ 333.5	4.88/ 124.0
5	18.25/ 463.6	7.25/ 184.2	7.00/ 177.8	—	—	—	9.00/ 228.6	16.88/ 428.8	20.25/ 514.4	—	3.38/ 85.9	6.50/ 165.1	16.25/ 412.8	6.50/ 165.1
6	23.00/ 584.2	8.63/ 219.2	8.69/ 220.7	—	—	—	10.69/ 271.5	21.06/ 534.9	25.00/ 635.0	—	3.94/ 100.1	7.56/ 192.0	21.00/ 533.4	7.81/ 198.4

## Compression Type (Inches/Millimeters)



Hub Size	Types LB, LRL								Type T					
	A	B	C	D	E	F	G	H	J	K	L	M	N	P
1/2	3.94/ 100.1	1.31/ 33.3	1.44/ 36.6	6.06/ 153.9	2.38/ 60.5	2.38/ 60.5	2.50/ 63.5	4.31/ 109.5	5.00/ 127.0	1.75/ 44.5	0.63/ 16.0	1.31/ 33.3	3.16/ 80.3	1.00/ 25.4
3/4	4.63/ 117.6	1.56/ 39.6	1.69/ 42.9	6.81/ 173.0	2.69/ 68.3	2.69/ 68.3	2.81/ 71.4	4.81/ 122.2	5.75/ 146.1	2.00/ 50.8	0.75/ 19.1	1.63/ 41.4	3.78/ 96.0	1.22/ 31.0
1	5.38/ 136.7	1.81/ 46.0	1.94/ 49.3	7.63/ 193.8	2.94/ 74.7	2.94/ 74.7	3.06/ 77.7	5.38/ 136.7	6.50/ 165.1	2.25/ 57.2	0.94/ 23.9	1.88/ 47.8	4.53/ 115.1	1.47/ 37.3