

- Built-in LED Driver
- Universal Voltage: 120-277VAC, 50/60Hz
- Output Power: 60W Max.
- Output Current: 500-2100mA
- Output voltage range of 10-57 VDC
- Long Case
- IP65 Dry and Damp
- Suitable for Class I luminaire
- U-OUT 60V

This Driver Will Operate The Following LED Modules: Any LED module designed to accept input voltage range of 10 - 57VDC and can operate up to current of 500 - 2100mA.

General Specifications

| | |
|---------------------------------------|--|
| Input Voltage | 120 - 277V~, 50/60 Hz |
| Input Current | 0.6A Max |
| Input Power | 72W |
| Power Factor | >0.95 |
| THD | <20% |
| Efficiency | 89% Typical @277V Full Load |
| Driver Type | Constant Current |
| Output Current | 500 - 2100mA Programmable; See Label for Set Current; To Program Use R-SET (Figure 1) or TPSB100 (Programmer); Record New Setting On 1" x 0.5" Label |
| Output Voltage Range | 10-57V= |
| Output Power | 60W Max. |
| Number of Output Channels | 1 Channel |
| Dimming Controller Type/Dimming Range | 0-10VDC / 100%-1%, 0% (Figure 1) |
| RFI/EMI | FCC Part 15B Consumer, EN55015 |
| Output Type | LED Class 2 |
| Potting Type / Degree of Fill | Potting As Per ASTM D36-86 / Fully Potted |
| Ambient Operating Temperature Range | -40°C to 60°C (-40°F to 140°F) |
| Max. Case Temperature | 90°C (194°F) |
| Sound Rating | A |
| Input Surge Protection | Line-Neutral 4kV, Line & Neutral-Ground 6kV |
| Input Current Protection | |
| Output Short Circuit Protection | |
| Output Open Circuit Protection | |
| Output to Ground Short Protection | |
| Overload Protection | |
| Over Temperature Protection | |
| Service Life | 50,000 hours @Tc 80°C (176°F) |
| Approvals / Class | LED Class 2, UL Listed, Class P, Type HL, Dry or Damp Locations |
| Warranty | 5 years @Tc 80°C |

Figure 1

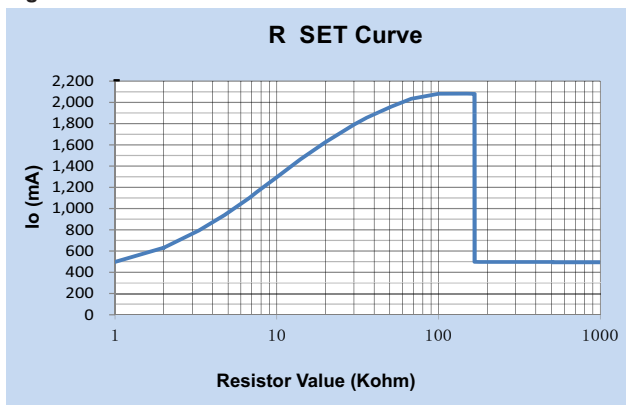
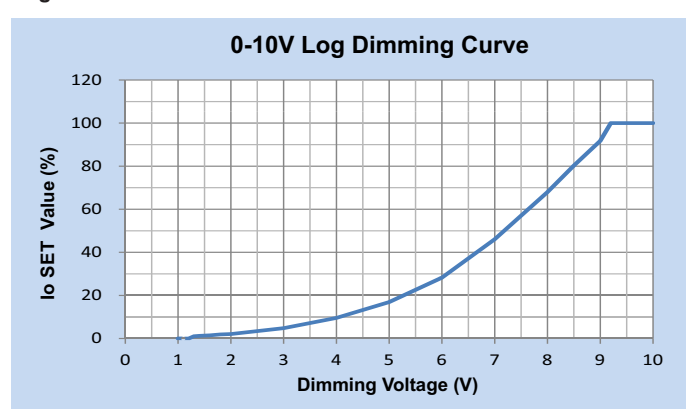


Figure 2



Fulham extends a limited warranty to the original purchaser or first user for a period of 5 years@Tc 80°C from the date of manufacture when properly installed and operated under normal conditions of use. The usage of appropriate series connected Surge Protection Device (SPD) is required in high risk applications. For complete terms and conditions, please refer to the Warranty Center at www.fulham.com. Specifications subject to change without notice.

Figure 3

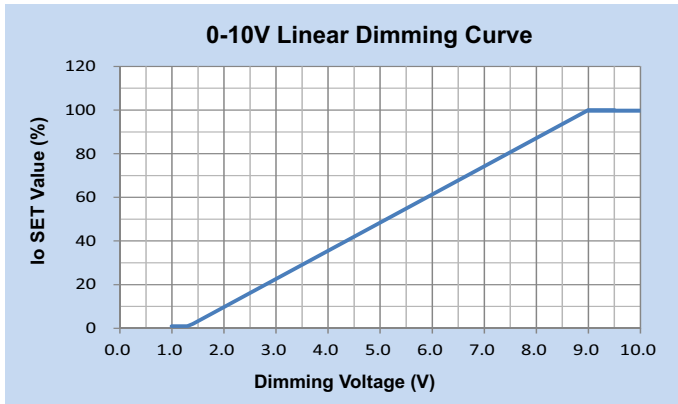


Figure 4

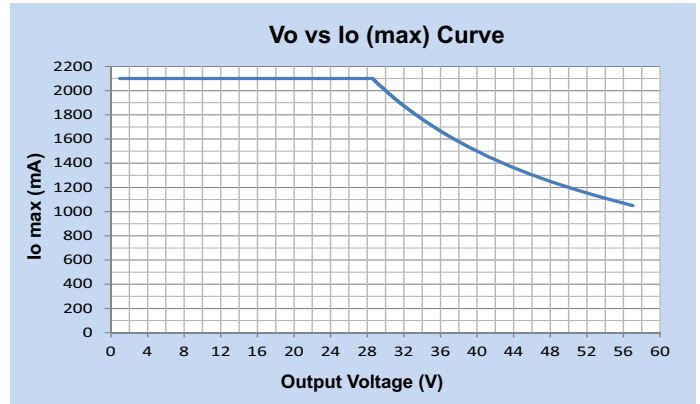


Figure 5

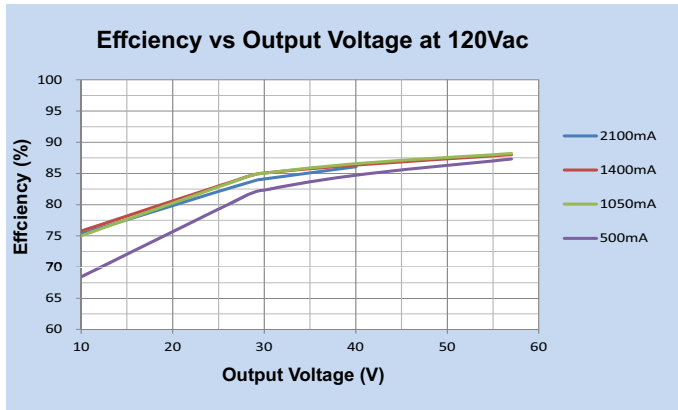


Figure 6

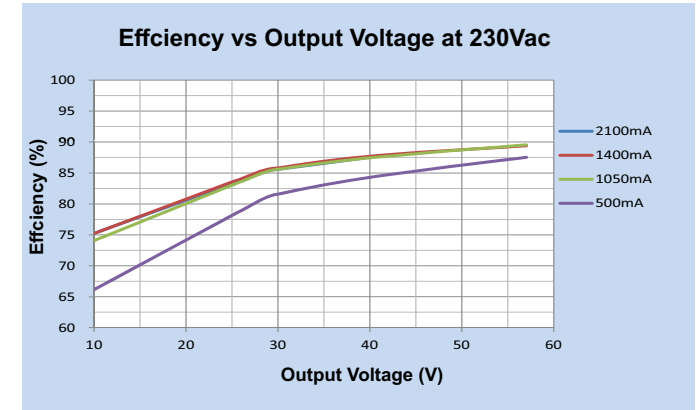


Figure 7

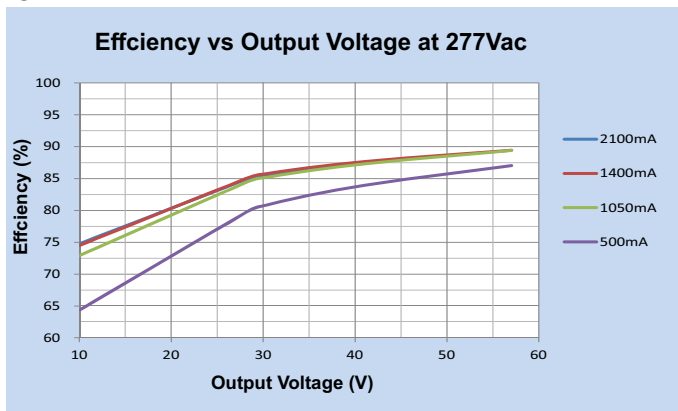
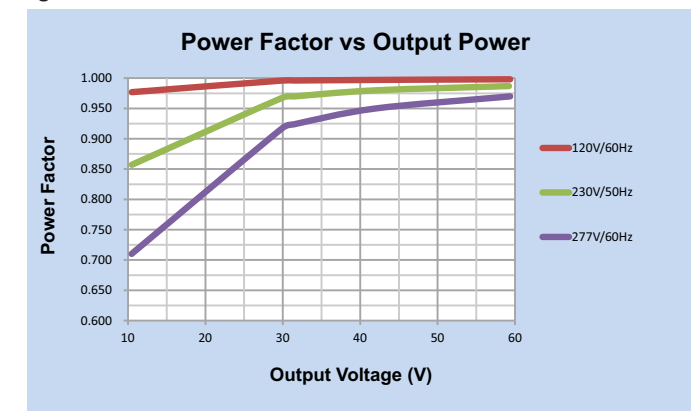


Figure 8



Fulham extends a limited warranty to the original purchaser or first user for a period of 5 years@Tc 80°C from the date of manufacture when properly installed and operated under normal conditions of use. The usage of appropriate series connected Surge Protection Device (SPD) is required in high risk applications. For complete terms and conditions, please refer to the Warranty Center at www.fulham.com. Specifications subject to change without notice.

Figure 9

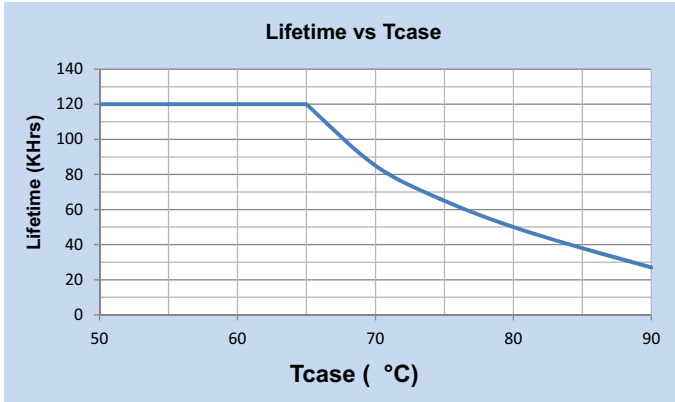


Figure 10

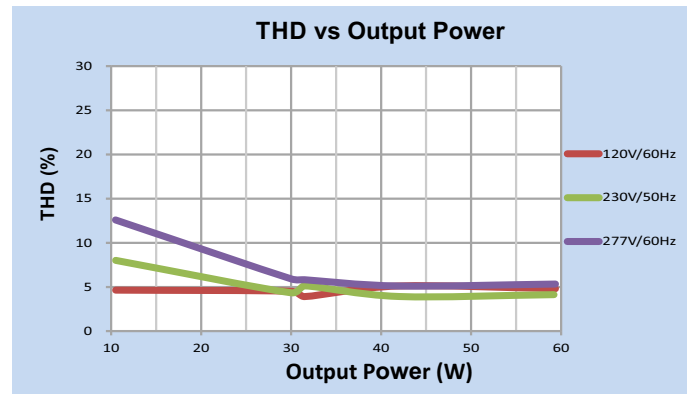


Figure 11

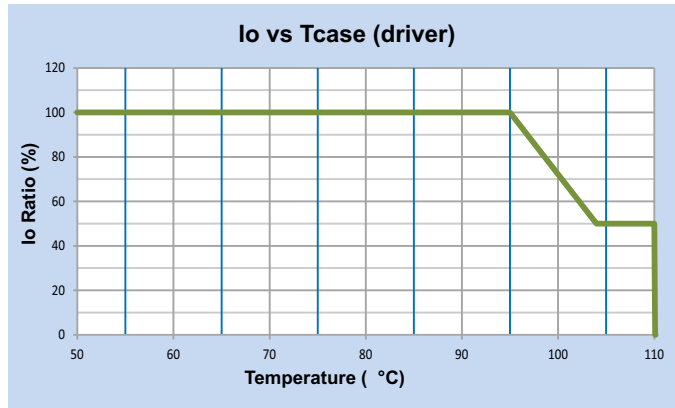
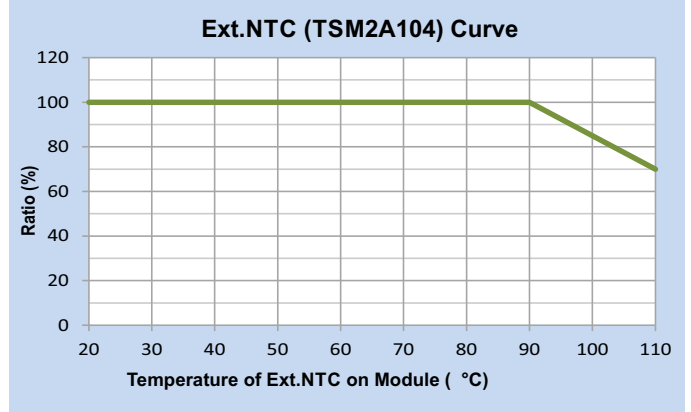


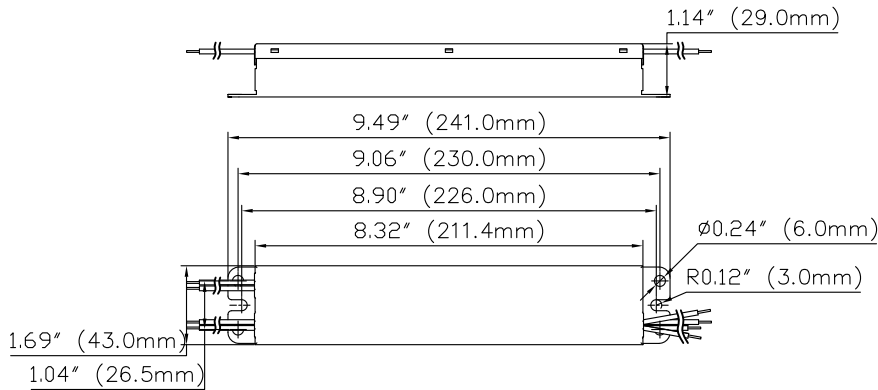
Figure 12



Mechanical Data

NOTE :

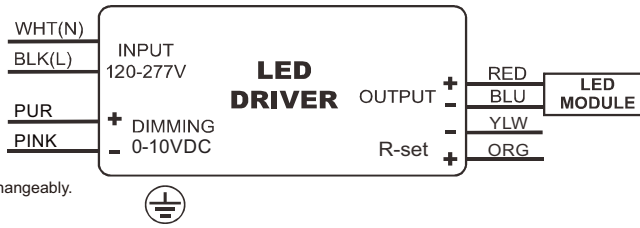
- 1.This Driver Must Be Installed By A Licensed Electrician
- 2.This Driver Must Be Grounded



Fulham extends a limited warranty to the original purchaser or first user for a period of 5 years@Tc 80°C from the date of manufacture when properly installed and operated under normal conditions of use. The usage of appropriate series connected Surge Protection Device (SPD) is required in high risk applications. For complete terms and conditions, please refer to the Warranty Center at www.fulham.com. Specifications subject to change without notice.

Wiring Diagrams

| INPUTSIDE | LENGTH |
|-----------|------------|
| WHITE | 330mm[13"] |
| BLACK | 330mm[13"] |
| PURPLE | 330mm[13"] |
| PINK | 330mm[13"] |

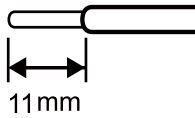


| OUTPUTSIDE | LENGTH |
|------------|--------------|
| RED | 330mm[13"] |
| BLUE | 330mm[13"] |
| YELLOW | 250mm[9.84"] |
| ORANGE | 250mm[9.84"] |

Note: Pink or Gray dimming wire provided. use interchangeably.

∅0.75mm²

AWG 18



TPSB-100 Programming Controller

Please consult the user manual for instructions on using the TPSB-100 SmartSet programming controller.



Fulham extends a limited warranty to the original purchaser or first user for a period of 5 years@Tc 80°C from the date of manufacture when properly installed and operated under normal conditions of use. The usage of appropriate series connected Surge Protection Device (SPD) is required in high risk applications. For complete terms and conditions, please refer to the Warranty Center at www.fulham.com. Specifications subject to change without notice.

- Built-in LED Driver
- Universal Voltage: 120-277VAC, 50/60Hz
- Output Power: 60W Max.
- Output Current: 500-2100mA
- Output voltage range of 10-57 VDC
- Long Case
- IP65 Dry and Damp
- Suitable for Class I luminaire
- U-OUT 60V

This Driver Will Operate The Following LED Modules: Any LED module designed to accept input voltage range of 10 - 57VDC and can operate up to current of 500 - 2100mA.

General Specifications

| | |
|---------------------------------------|--|
| Input Voltage | 120 - 277V~, 50/60 Hz |
| Input Current | 0.6A Max |
| Input Power | 72W |
| Power Factor | >0.95 |
| THD | <20% |
| Efficiency | 89% Typical @277V Full Load |
| Driver Type | Constant Current |
| Output Current | 500 - 2100mA Programmable; See Label for Set Current; To Program Use R-SET (Figure 1) or TPSB100 (Programmer); Record New Setting On 1" x 0.5" Label |
| Output Voltage Range | 10-57V= |
| Output Power | 60W Max. |
| Number of Output Channels | 1 Channel |
| Dimming Controller Type/Dimming Range | 0-10VDC / 100%-1%, 0% (Figure 1) |
| RFI/EMI | FCC Part 15B Consumer, EN55015 |
| Output Type | LED Class 2 |
| Potting Type / Degree of Fill | Potting As Per ASTM D36-86 / Fully Potted |
| Ambient Operating Temperature Range | -40°C to 60°C (-40°F to 140°F) |
| Max. Case Temperature | 90°C (194°F) |
| Sound Rating | A |
| Input Surge Protection | Line-Neutral 4kV, Line & Neutral-Ground 6kV |
| Protections | Input Current Protection |
| | Output Short Circuit Protection |
| | Output Open Circuit Protection |
| | Output to Ground Short Protection |
| | Overload Protection |
| Over Temperature Protection | |
| Service Life | 50,000 hours @Tc 80°C (176°F) |
| Approvals / Class | LED Class 2, UL Listed, Class P, Type HL, Dry or Damp Locations |
| Warranty | 5 years @Tc 80°C |

Figure 1

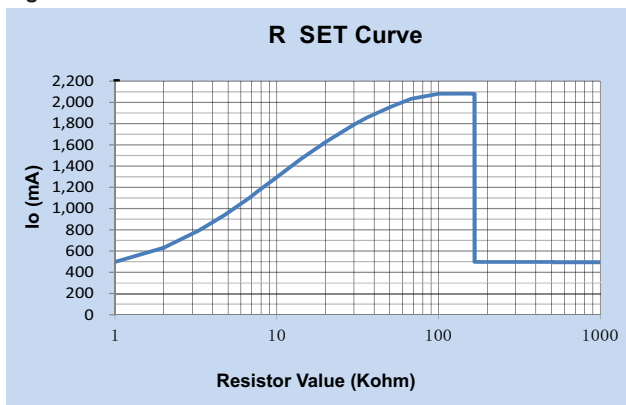
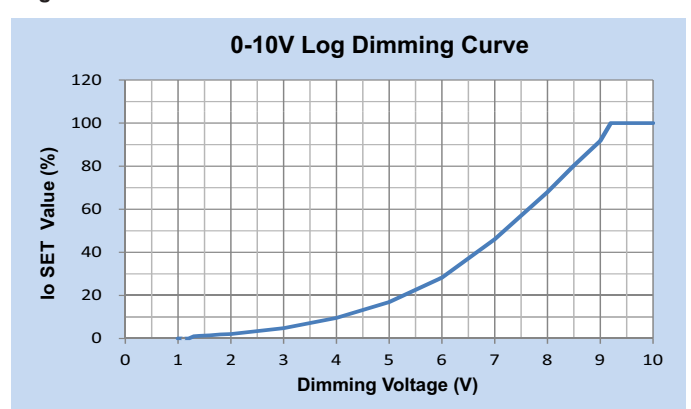


Figure 2



Fulham extends a limited warranty to the original purchaser or first user for a period of 5 years@Tc 80°C from the date of manufacture when properly installed and operated under normal conditions of use. The usage of appropriate series connected Surge Protection Device (SPD) is required in high risk applications. For complete terms and conditions, please refer to the Warranty Center at www.fulham.com. Specifications subject to change without notice.

Figure 3

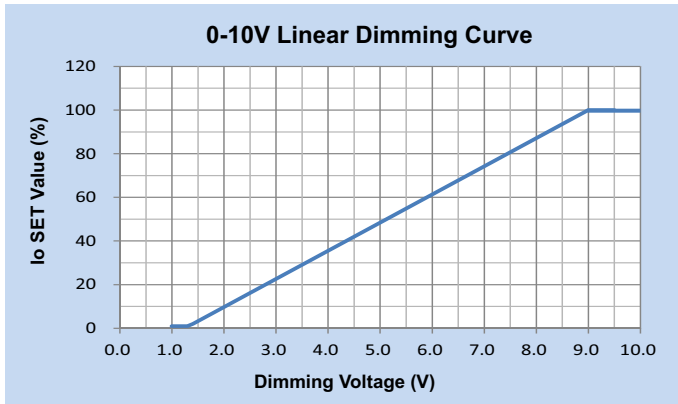


Figure 4

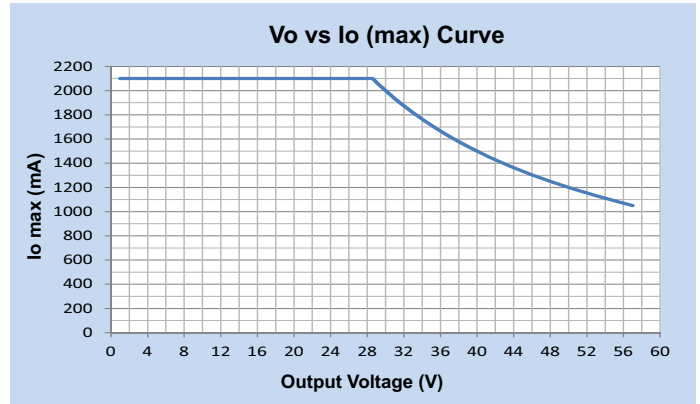


Figure 5

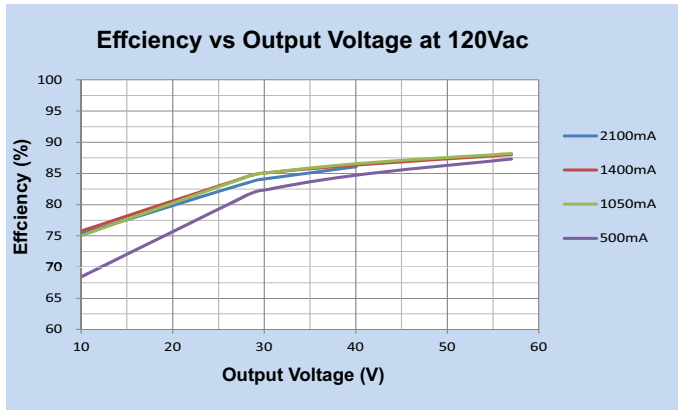


Figure 6

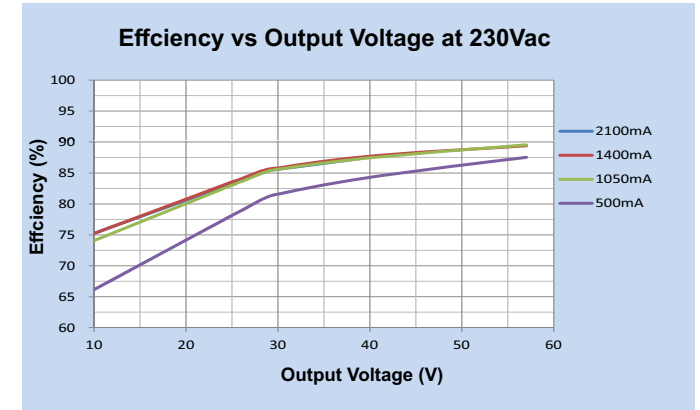


Figure 7

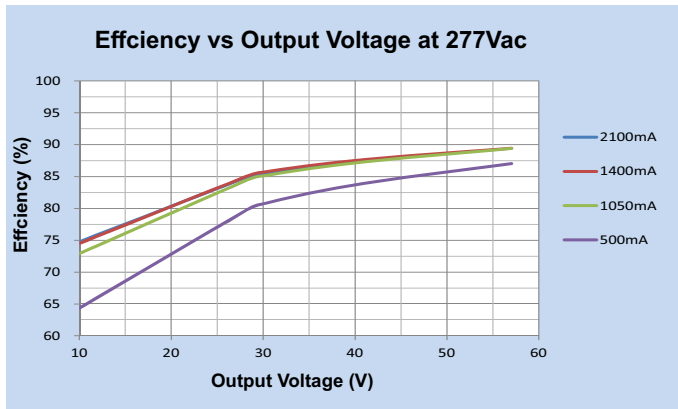
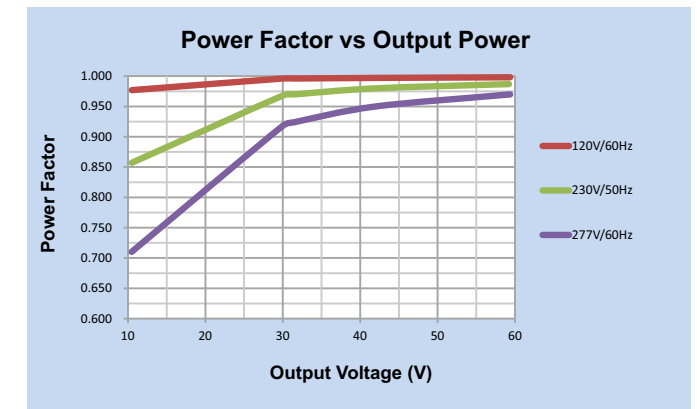


Figure 8



Fulham extends a limited warranty to the original purchaser or first user for a period of 5 years@Tc 80°C from the date of manufacture when properly installed and operated under normal conditions of use. The usage of appropriate series connected Surge Protection Device (SPD) is required in high risk applications. For complete terms and conditions, please refer to the Warranty Center at www.fulham.com. Specifications subject to change without notice.

Figure 9

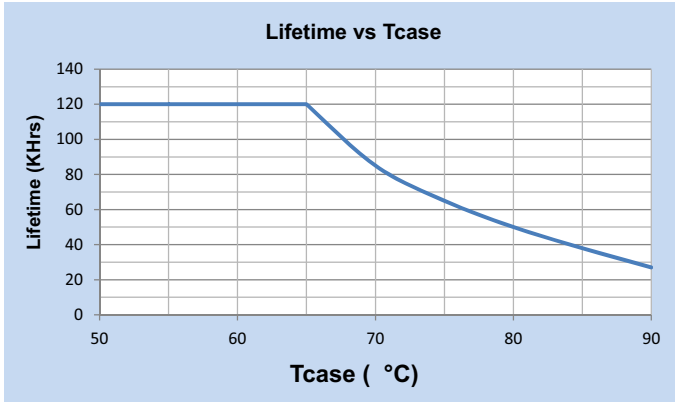


Figure 10

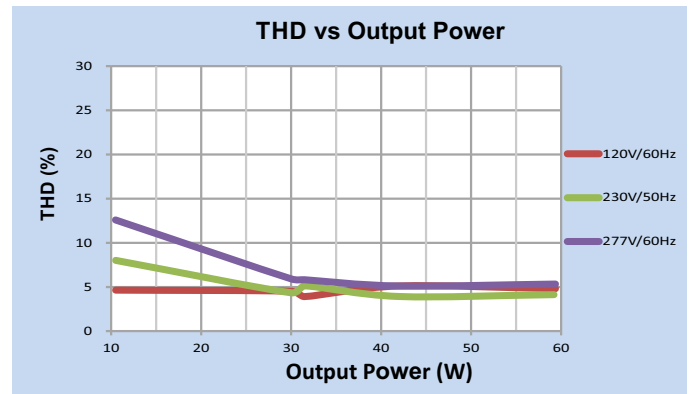


Figure 11

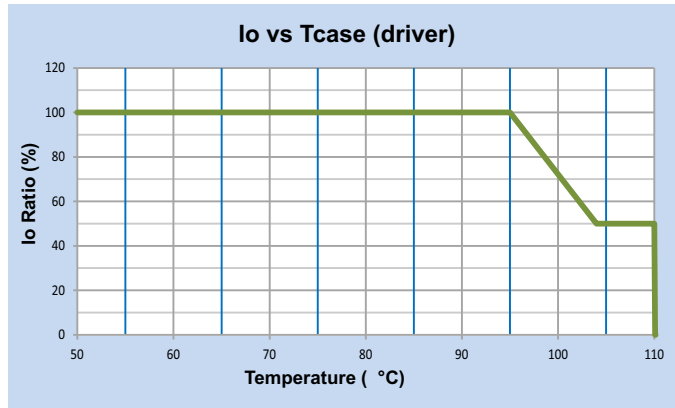
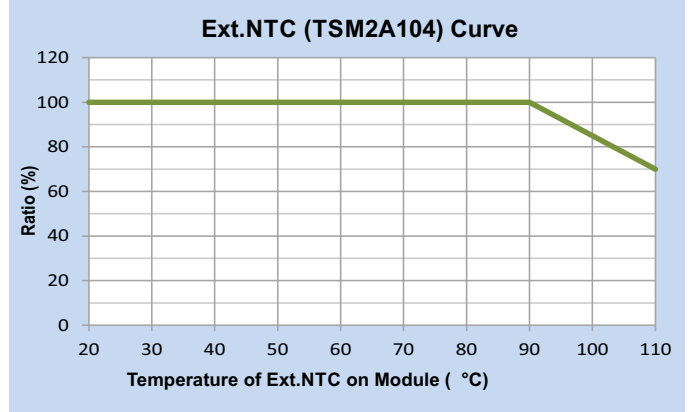


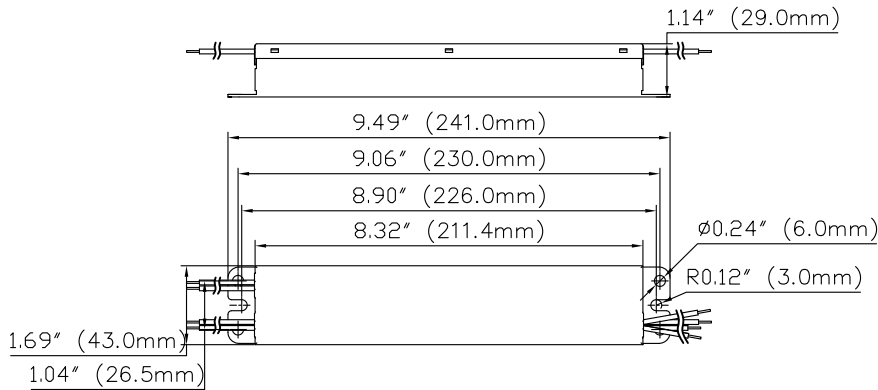
Figure 12



Mechanical Data

NOTE :

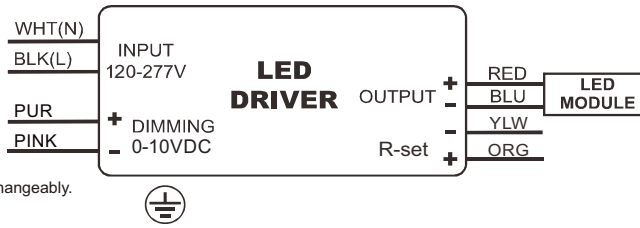
- 1.This Driver Must Be Installed By A Licensed Electrician
- 2.This Driver Must Be Grounded



Fulham extends a limited warranty to the original purchaser or first user for a period of 5 years@Tc 80°C from the date of manufacture when properly installed and operated under normal conditions of use. The usage of appropriate series connected Surge Protection Device (SPD) is required in high risk applications. For complete terms and conditions, please refer to the Warranty Center at www.fulham.com. Specifications subject to change without notice.

Wiring Diagrams

| INPUTSIDE | LENGTH |
|-----------|------------|
| WHITE | 330mm[13"] |
| BLACK | 330mm[13"] |
| PURPLE | 330mm[13"] |
| PINK | 330mm[13"] |

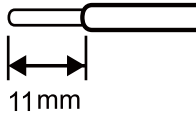


| OUTPUTSIDE | LENGTH |
|------------|--------------|
| RED | 330mm[13"] |
| BLUE | 330mm[13"] |
| YELLOW | 250mm[9.84"] |
| ORANGE | 250mm[9.84"] |

Note: Pink or Gray dimming wire provided. use interchangeably.

∅0.75mm²

AWG 18



TPSB-100 Programming Controller

Please consult the user manual for instructions on using the TPSB-100 SmartSet programming controller.



Fulham extends a limited warranty to the original purchaser or first user for a period of 5 years@Tc 80°C from the date of manufacture when properly installed and operated under normal conditions of use. The usage of appropriate series connected Surge Protection Device (SPD) is required in high risk applications. For complete terms and conditions, please refer to the Warranty Center at www.fulham.com. Specifications subject to change without notice.