

A black industrial punch tool is shown from a side profile, featuring a ribbed handle and a flat, rectangular punch head. The tool is set against a white background with a vibrant green outline. A large, stylized '3X' is prominently displayed in the lower-left quadrant, with 'UP TO' written above it and 'FASTER*' below it. To the right of the '3X' graphic, a green horizontal bar contains the text 'SAVE TIME AND MONEY WITH EVERY PUNCH!' in white, bold, italicized capital letters.

UP TO
3X
FASTER*

***SAVE TIME
AND MONEY WITH
EVERY PUNCH!***

**It's
as
simple
as!**

**UP TO
3X
FASTER***

* Compared to standard threaded punch & draw stud set-up and disassembly.

1 SLIDE



Slide die and punch onto draw stud: "No-thread" design eliminates cross-threading.

2 SECURE




Secure SPEED LOCK onto draw stud: Faster setup and disassembly.

3 PUNCH



Punch hole: Save time and money with every punch!



Standard draw stud end: Works with your existing hydraulic and battery-operated punch drivers.

Use with the LS50 battery-operated driver for the ultimate in speed and performance.





GREENLEE[®]
A Textron Company

Made For the Trade![™]

SAVE TIME AND MONEY WITH EVERY PUNCH!

From the leaders in knockout technology comes the new SPEED PUNCH[™] System. The patent pending “no-thread” design eliminates cross-threading, while the innovative SPEED LOCK mechanism quickly secures the punch in place. This means longer tool life and faster punches, saving you time and money on the job. SPEED PUNCH[™] is available in 3/4” - 2” conduit sizes and three kit configurations.




Matched die heights eliminate need for additional spacers:
Fewer extra parts to lose on the job site.

Rugged, durable grooves hold up on the job:
No more thread damage and costly down time.

“No-thread” punch design quickly and easily slides on/off draw stud:
The fastest punch system on the market today.

SPEED LOCK mechanism quickly secures the entire system in place:
Punch more holes in less time.

**SPEED
PUNCH**  [™]

SPEED PUNCH™



Scan to learn more about the new
SPEED PUNCH™ system.
or visit: www.youtube.com/greenleedemo



Features

- Punch up to 10 gauge mild steel, aluminum, fiberglass or plastic.
- Use with hydraulic and battery-powered drivers.
- Available in 3/4" - 2" conduit sizes and three kit configurations.

Ordering Information

| Cat No. | UPC | Description | Qty |
|---------------|-------|---|-----|
| LS50L11SP | 01132 | SPEED PUNCH™ Kit with LS50 Battery-Powered Punch Driver | 1 |
| 7906SBSP | 09278 | SPEED PUNCH™ Kit with Quick Draw 90 Punch Driver | 1 |
| 7905SBSP | 01081 | SPEED PUNCH™ Kit (without driver)* | 1 |
| 7212SP-3/4P | 00952 | 3/4" Punch | 1 |
| 7212SP-3/4D | 09279 | 3/4" Die | 1 |
| 7212SP-1P | 00953 | 1" Punch | 1 |
| 7212SP-1D | 09280 | 1" Die | 1 |
| 7212SP-1-1/4P | 00955 | 1-1/4" Punch | 1 |
| 7212SP-1-1/4D | 09281 | 1-1/4" Die | 1 |
| 7212SP-1-1/2P | 09282 | 1-1/2" Punch | 1 |
| 7212SP-1-1/2D | 00956 | 1-1/2" Die | 1 |
| 7212SP-2P | 09283 | 2" Punch | 1 |
| 7212SP-2D | 00957 | 2" Die | 1 |
| SP-LOCK | 09277 | SPEED LOCK | 1 |
| 7212SP11 | 10002 | DRAW STUD, (3/4" X 4.77") | 1 |
| 7212SP12 | 00979 | DRAW STUD, (3/4" X 5.63") | 1 |

* Case accommodates Quick Draw or Quick Draw 90 Drivers - sold separately.



SPEED PUNCH™ KIT
(w/LS50 Driver)



SPEED PUNCH™ KIT
(w/Quick Draw 90 Driver)



SPEED PUNCH™ KIT
(without driver)*

Look for **SPEED PUNCH™** products
and "Try Me" display at supporting
Greenlee distributors.



www.greenlee.com MA-5792 8/12
4455 Boeing Drive • Rockford, IL 61109-2988 • USA • 815-397-7070
©2012 Greenlee Textron Inc. • An ISO 9001 Company • Printed in USA
Greenlee Textron Inc. is a subsidiary of Textron Inc.



UP TO
3X
FASTER*

SAVE TIME
AND MONEY WITH
EVERY PUNCH!

**It's
as
simple
as!**

**UP TO
3X
FASTER***

* Compared to standard threaded punch & draw stud set-up and disassembly.

1 SLIDE



Slide die and punch onto draw stud: "No-thread" design eliminates cross-threading.

2 SECURE




Secure SPEED LOCK onto draw stud: Faster setup and disassembly.

3 PUNCH



Punch hole: Save time and money with every punch!



Standard draw stud end: Works with your existing hydraulic and battery-operated punch drivers.

Use with the LS50 battery-operated driver for the ultimate in speed and performance.





GREENLEE®
A Textron Company

Made For the Trade!™

SAVE TIME AND MONEY WITH EVERY PUNCH!

From the leaders in knockout technology comes the new SPEED PUNCH™ System. The patent pending “no-thread” design eliminates cross-threading, while the innovative SPEED LOCK mechanism quickly secures the punch in place. This means longer tool life and faster punches, saving you time and money on the job. SPEED PUNCH™ is available in 3/4” - 2” conduit sizes and three kit configurations.




Matched die heights eliminate need for additional spacers:
Fewer extra parts to lose on the job site.

Rugged, durable grooves hold up on the job:
No more thread damage and costly down time.

“No-thread” punch design quickly and easily slides on/off draw stud:
The fastest punch system on the market today.

SPEED LOCK mechanism quickly secures the entire system in place:
Punch more holes in less time.

**SPEED
PUNCH**  TM

SPEED PUNCH™



Scan to learn more about the new
SPEED PUNCH™ system.
or visit: www.youtube.com/greenleedemo



Features

- Punch up to 10 gauge mild steel, aluminum, fiberglass or plastic.
- Use with hydraulic and battery-powered drivers.
- Available in 3/4" - 2" conduit sizes and three kit configurations.

Ordering Information

| Cat No. | UPC | Description | Qty |
|---------------|-------|---|-----|
| LS50L11SP | 01132 | SPEED PUNCH™ Kit with LS50 Battery-Powered Punch Driver | 1 |
| 7906SBSP | 09278 | SPEED PUNCH™ Kit with Quick Draw 90 Punch Driver | 1 |
| 7905SBSP | 01081 | SPEED PUNCH™ Kit (without driver)* | 1 |
| 7212SP-3/4P | 00952 | 3/4" Punch | 1 |
| 7212SP-3/4D | 09279 | 3/4" Die | 1 |
| 7212SP-1P | 00953 | 1" Punch | 1 |
| 7212SP-1D | 09280 | 1" Die | 1 |
| 7212SP-1-1/4P | 00955 | 1-1/4" Punch | 1 |
| 7212SP-1-1/4D | 09281 | 1-1/4" Die | 1 |
| 7212SP-1-1/2P | 09282 | 1-1/2" Punch | 1 |
| 7212SP-1-1/2D | 00956 | 1-1/2" Die | 1 |
| 7212SP-2P | 09283 | 2" Punch | 1 |
| 7212SP-2D | 00957 | 2" Die | 1 |
| SP-LOCK | 09277 | SPEED LOCK | 1 |
| 7212SP11 | 10002 | DRAW STUD, (3/4" X 4.77") | 1 |
| 7212SP12 | 00979 | DRAW STUD, (3/4" X 5.63") | 1 |

* Case accommodates Quick Draw or Quick Draw 90 Drivers - sold separately.



SPEED PUNCH™ KIT
(w/LS50 Driver)



SPEED PUNCH™ KIT
(w/Quick Draw 90 Driver)



SPEED PUNCH™ KIT
(without driver)*

Look for **SPEED PUNCH™** products
and "Try Me" display at supporting
Greenlee distributors.



www.greenlee.com MA-5792 8/12
4455 Boeing Drive • Rockford, IL 61109-2988 • USA • 815-397-7070
©2012 Greenlee Textron Inc. • An ISO 9001 Company • Printed in USA
Greenlee Textron Inc. is a subsidiary of Textron Inc.