



SB-1



SB-1H



SB-2



SB-3



SB-4



LVP-2



SB-2 with LVP installed

SLIDERBOX® Adjustable Boxes	Cu. In. Volume	Catalog Number	Component Description	Exterior Dimensions			UPC# 85339	Std. Pkg. Qty.	Std. Wt. (lb.)
				D	W	H			
	23.0	SB-1	Single gang adjustable outlet box, internal stud screws for use in wood or steel non-load-bearing studs 25 gauge or lighter, ½" knockout	3-9/16	2-5/16	3-¾	94500	48	14
	23.0	SB-1H	Single gang adjustable outlet box, horizontal mount , internal stud screws for use in wood or steel non-load-bearing studs 25 gauge or lighter, ½" knockout	3-9/16	3-¾	2-5/16	94503	12	4
	42.0	SB-2	Two-gang adjustable outlet box, internal stud screws for use in wood or steel non-load-bearing studs 25 gauge or lighter, molded-in Speed Klamps™, two ½" knockouts	3-9/16	4	3-¾	94501	24	9
	61.0	SB-3	Three-gang adjustable outlet box, internal stud screws for use in wood or steel non-load-bearing studs 25 gauge or lighter, molded-in Speed Klamps™, two ½" knockouts	3-9/16	5-13/16	3-¾	94502	6	3
	74.8	SB-4	Four-gang adjustable outlet box, internal stud screws for use in wood or steel non-load-bearing studs 25 gauge or lighter, molded-in Speed Klamps™, two ½" knockouts *NOTE: Not UL® classified for fire resistive walls	3-9/16	7-5/8	3-¾	94504	6	4

Low Voltage Partition	Catalog Number	Component Description	UPC# 85339	Std. Pkg. Qty.	Std. Wt. (lb.)

* Consists of ten (10) packages of five (5) pieces each.



SB-CB



SB-CBG




SB-CBFR




Outlet Box
UL File No. E30594

SLIDERBOX® 4" Dia.	Cu. In. Volume	Catalog Number	Component Description	Exterior Dim.		Fan Rating	Fixture Rating	UPC# 85339	Std. Pkg. Qty.	Std. Wt. (lb.)
				D	W					
	25.0	SB-CB	4" diameter adjustable ceiling box, internal stud screws for use in wood or steel non-load-bearing studs 25 gauge or lighter, molded-in Speed Klamps™, two ½" knockouts	2-¾	4	—	50 lb.	94505	12	3
	25.0	SB-CBG	4" diameter adjustable ceiling box, internal stud screws for use in wood or steel non-load-bearing studs 25 gauge or lighter, ground strap, molded-in Speed Klamps™, two ½" knockouts	2-¾	4	—	50 lb.	94507	12	4
	25.0	SB-CBFR	4" diameter adjustable fan & fixture support, internal stud screws for use in wood or steel non-load-bearing studs 25 gauge or lighter, molded-in Speed Klamps™, two ½" knockouts, paddle fan mounting bracket and screws	2-¾	4	70 lb.	90 lb.	94506	12	10



Slider plate in full forward position sets box for 1/2" drywall.



Slider plate retracted sets box in fully adjusted forward position for maximum wall substrate thickness of 1-3/8".



SLIDERBOX® can be used in New Work or Old Work/Manufactured Housing Applications

All dimensions are in inches unless otherwise noted.



Flush-Device Box
UL File No. E30594



SB-1



SB-1H



SB-2



SB-3



SB-4



LVP-2



SB-2 with LVP installed

SLIDERBOX® Adjustable Boxes	Cu. In. Volume	Catalog Number	Component Description	Exterior Dimensions			UPC# 85339	Std. Pkg. Qty.	Std. Wt. (lb.)
				D	W	H			
	23.0	SB-1	Single gang adjustable outlet box, internal stud screws for use in wood or steel non-load-bearing studs 25 gauge or lighter, ½" knockout	3-9/16	2-5/16	3-¾	94500	48	14
	23.0	SB-1H	Single gang adjustable outlet box, horizontal mount , internal stud screws for use in wood or steel non-load-bearing studs 25 gauge or lighter, ½" knockout	3-9/16	3-¾	2-5/16	94503	12	4
	42.0	SB-2	Two-gang adjustable outlet box, internal stud screws for use in wood or steel non-load-bearing studs 25 gauge or lighter, molded-in Speed Klamps™, two ½" knockouts	3-9/16	4	3-¾	94501	24	9
	61.0	SB-3	Three-gang adjustable outlet box, internal stud screws for use in wood or steel non-load-bearing studs 25 gauge or lighter, molded-in Speed Klamps™, two ½" knockouts	3-9/16	5-13/16	3-¾	94502	6	3
	74.8	SB-4	Four-gang adjustable outlet box, internal stud screws for use in wood or steel non-load-bearing studs 25 gauge or lighter, molded-in Speed Klamps™, two ½" knockouts *NOTE: Not UL® classified for fire resistive walls	3-9/16	7-5/8	3-¾	94504	6	4

Low Voltage Partition	Catalog Number	Component Description	UPC# 85339	Std. Pkg. Qty.	Std. Wt. (lb.)

* Consists of ten (10) packages of five (5) pieces each.



SB-CB



SB-CBG




SB-CBFR




Outlet Box
UL File No. E30594

SLIDERBOX® 4" Dia.	Cu. In. Volume	Catalog Number	Component Description	Exterior Dim.		Fan Rating	Fixture Rating	UPC# 85339	Std. Pkg. Qty.	Std. Wt. (lb.)
				D	W					
	25.0	SB-CB	4" diameter adjustable ceiling box, internal stud screws for use in wood or steel non-load-bearing studs 25 gauge or lighter, molded-in Speed Klamps™, two ½" knockouts	2-¾	4	—	50 lb.	94505	12	3
	25.0	SB-CBG	4" diameter adjustable ceiling box, internal stud screws for use in wood or steel non-load-bearing studs 25 gauge or lighter, ground strap, molded-in Speed Klamps™, two ½" knockouts	2-¾	4	—	50 lb.	94507	12	4
	25.0	SB-CBFR	4" diameter adjustable fan & fixture support, internal stud screws for use in wood or steel non-load-bearing studs 25 gauge or lighter, molded-in Speed Klamps™, two ½" knockouts, paddle fan mounting bracket and screws	2-¾	4	70 lb.	90 lb.	94506	12	10



Slider plate in full forward position sets box for 1/2" drywall.



Slider plate retracted sets box in fully adjusted forward position for maximum wall substrate thickness of 1-3/8".



SLIDERBOX® can be used in New Work or Old Work/Manufactured Housing Applications

All dimensions are in inches unless otherwise noted.



Flush-Device Box
UL File No. E30594