

Reducing Washers, Knockout Blanks, Bushing Pennies, Fixture Stems

Applications





- Reducing washer: to reduce a knockout or sliphole in a sheet metal enclosure to a smaller trade size.
- Knockout blank: to close a knockout or sliphole in a sheet metal enclosure.
- Bushing penny: used inside a bushing to prevent foreign material from entering the conduit.
- Fixture stems: to suspend fixtures from threaded rods.

Material

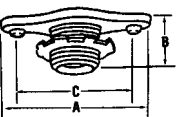
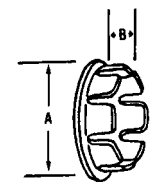
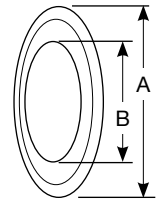
- Washers, blanks and pennies: steel
- Fixture stem: malleable iron

Certifications and Compliances

- UL Standard: 514B
- UL Listed: E14817
- CSA Standard: C22.2 No. 18.3
- cUL Listed: E14817
- NEMA: FB-1

| | Catalog Number | Trade Size (Inches) | Dimensions in Inches/Millimeters | | | Weight Lbs./Kgs. Per 100 |
|---|----------------|---------------------|----------------------------------|-----------|-----------|-----------------------------|
| | | | A | B | C | |
| Reducing Washers — Steel | | | | | | |
|  | RW75-50 | 3/4 to 1/2 | 1.34/34.0 | 0.88/22.4 | — | 1.20/0.54 |
| | RW100-50 | 1 to 1/2 | 1.69/42.9 | 0.88/22.4 | — | 2.40/1.09 |
| | RW100-75 | 1 to 3/4 | 1.69/42.9 | 1.11/28.2 | — | 2.00/0.91 |
| | RW125-50 | 1-1/4 to 1/2 | 2.03/51.6 | 0.88/22.4 | — | 5.00/2.27 |
| | RW125-75 | 1-1/4 to 3/4 | 2.03/51.6 | 1.11/28.2 | — | 4.40/1.99 |
| | RW125-100 | 1-1/4 to 1 | 2.03/51.6 | 1.38/35.1 | — | 3.00/1.36 |
| | RW150-50 | 1-1/2 to 1/2 | 2.28/57.9 | 0.88/22.4 | — | 6.60/2.99 |
| | RW150-75 | 1-1/2 to 3/4 | 2.28/57.9 | 1.11/28.2 | — | 6.00/2.72 |
| | RW150-100 | 1-1/2 to 1 | 2.28/57.9 | 1.38/35.1 | — | 5.00/2.27 |
| | RW150-125 | 1-1/2 to 1-1/4 | 2.28/57.9 | 1.73/43.9 | — | 4.00/1.81 |
| | RW200-50 | 2 to 1/2 | 2.75/69.9 | 0.88/22.4 | — | 10.00/4.54 |
| | RW200-75 | 2 to 3/4 | 2.75/69.9 | 1.11/28.2 | — | 8.00/3.63 |
| | RW200-100 | 2 to 1 | 2.75/69.9 | 1.38/35.1 | — | 8.00/3.63 |
| | RW200-125 | 2 to 1-1/4 | 2.75/69.9 | 1.73/43.9 | — | 7.00/3.18 |
| | RW200-150 | 2 to 1-1/2 | 2.75/69.9 | 1.98/50.3 | — | 5.00/2.27 |
| Snap-in Knockout Blanks — Steel * | | | | | | |
|  | S50 | 1/2 | 1.06/26.9 | 0.31/7.9 | — | 1.00/0.45 |
| | S75 | 3/4 | 1.25/31.8 | 0.31/7.9 | — | 2.00/0.91 |
| | S100 | 1 | 1.50/38.1 | 0.34/8.6 | — | 3.00/1.36 |
| | S125 | 1-1/4 | 1.81/46.0 | 0.31/7.9 | — | 3.20/1.45 |
| | S150 | 1-1/2 | 2.22/56.4 | 0.38/9.7 | — | 4.80/2.18 |
| | S200 | 2 | 2.69/68.3 | 0.38/9.7 | — | 6.00/2.72 |
| Bushing Pennies — Steel * | | | | | | |
|  | P50 | 1/2 | 0.72/18.3 | — | — | 0.70/0.32 |
| | P75 | 3/4 | 0.88/22.4 | — | — | 1.10/0.50 |
| | P100 | 1 | 1.09/27.7 | — | — | 1.80/0.82 |
| | P125 | 1-1/4 | 1.53/38.9 | — | — | 3.40/1.54 |
| | P150 | 1-1/2 | 1.72/43.7 | — | — | 4.00/1.81 |
| Open Type No Bolt Fixture Stems — Malleable Iron | | | | | | |
|  | NBFS-38 | 3/8 Male | 1.94/49.3 | 0.69/17.5 | 1.50/38.1 | 8.00/3.63 |
| | NBFS-38M | 3/8 Male | 1.94/49.3 | 0.69/17.5 | 1.50/38.1 | 8.00/3.63 |
| | | 1/8 Female | | | | |

* Not UL Listed.



Reducing Washers, Knockout Blanks, Bushing Pennies, Fixture Stems

Applications





- Reducing washer: to reduce a knockout or sliphole in a sheet metal enclosure to a smaller trade size.
- Knockout blank: to close a knockout or sliphole in a sheet metal enclosure.
- Bushing penny: used inside a bushing to prevent foreign material from entering the conduit.
- Fixture stems: to suspend fixtures from threaded rods.

Material

- Washers, blanks and pennies: steel
- Fixture stem: malleable iron

Certifications and Compliances

- UL Standard: 514B
- UL Listed: E14817
- CSA Standard: C22.2 No. 18.3
- cUL Listed: E14817
- NEMA: FB-1

| | Catalog Number | Trade Size (Inches) | Dimensions in Inches/Millimeters | | | Weight Lbs./Kgs. Per 100 |
|---|----------------|---------------------|----------------------------------|-----------|-----------|-----------------------------|
| | | | A | B | C | |
| Reducing Washers — Steel | | | | | | |
|  | RW75-50 | 3/4 to 1/2 | 1.34/34.0 | 0.88/22.4 | — | 1.20/0.54 |
| | RW100-50 | 1 to 1/2 | 1.69/42.9 | 0.88/22.4 | — | 2.40/1.09 |
| | RW100-75 | 1 to 3/4 | 1.69/42.9 | 1.11/28.2 | — | 2.00/0.91 |
| | RW125-50 | 1-1/4 to 1/2 | 2.03/51.6 | 0.88/22.4 | — | 5.00/2.27 |
| | RW125-75 | 1-1/4 to 3/4 | 2.03/51.6 | 1.11/28.2 | — | 4.40/1.99 |
| | RW125-100 | 1-1/4 to 1 | 2.03/51.6 | 1.38/35.1 | — | 3.00/1.36 |
| | RW150-50 | 1-1/2 to 1/2 | 2.28/57.9 | 0.88/22.4 | — | 6.60/2.99 |
| | RW150-75 | 1-1/2 to 3/4 | 2.28/57.9 | 1.11/28.2 | — | 6.00/2.72 |
| | RW150-100 | 1-1/2 to 1 | 2.28/57.9 | 1.38/35.1 | — | 5.00/2.27 |
| | RW150-125 | 1-1/2 to 1-1/4 | 2.28/57.9 | 1.73/43.9 | — | 4.00/1.81 |
| | RW200-50 | 2 to 1/2 | 2.75/69.9 | 0.88/22.4 | — | 10.00/4.54 |
| | RW200-75 | 2 to 3/4 | 2.75/69.9 | 1.11/28.2 | — | 8.00/3.63 |
| | RW200-100 | 2 to 1 | 2.75/69.9 | 1.38/35.1 | — | 8.00/3.63 |
| | RW200-125 | 2 to 1-1/4 | 2.75/69.9 | 1.73/43.9 | — | 7.00/3.18 |
| | RW200-150 | 2 to 1-1/2 | 2.75/69.9 | 1.98/50.3 | — | 5.00/2.27 |
| Snap-in Knockout Blanks — Steel * | | | | | | |
|  | S50 | 1/2 | 1.06/26.9 | 0.31/7.9 | — | 1.00/0.45 |
| | S75 | 3/4 | 1.25/31.8 | 0.31/7.9 | — | 2.00/0.91 |
| | S100 | 1 | 1.50/38.1 | 0.34/8.6 | — | 3.00/1.36 |
| | S125 | 1-1/4 | 1.81/46.0 | 0.31/7.9 | — | 3.20/1.45 |
| | S150 | 1-1/2 | 2.22/56.4 | 0.38/9.7 | — | 4.80/2.18 |
| | S200 | 2 | 2.69/68.3 | 0.38/9.7 | — | 6.00/2.72 |
| Bushing Pennies — Steel * | | | | | | |
|  | P50 | 1/2 | 0.72/18.3 | — | — | 0.70/0.32 |
| | P75 | 3/4 | 0.88/22.4 | — | — | 1.10/0.50 |
| | P100 | 1 | 1.09/27.7 | — | — | 1.80/0.82 |
| | P125 | 1-1/4 | 1.53/38.9 | — | — | 3.40/1.54 |
| | P150 | 1-1/2 | 1.72/43.7 | — | — | 4.00/1.81 |
| Open Type No Bolt Fixture Stems — Malleable Iron | | | | | | |
|  | NBFS-38 | 3/8 Male | 1.94/49.3 | 0.69/17.5 | 1.50/38.1 | 8.00/3.63 |
| | NBFS-38M | 3/8 Male | 1.94/49.3 | 0.69/17.5 | 1.50/38.1 | 8.00/3.63 |
| | | 1/8 Female | | | | |

* Not UL Listed.

