

CONNECT AND PROTECT

nVent ERICO Cadweld Welded Exothermic Connections

Quick Reference Product Guide For Traditional Cadweld and Cadweld Plus Imperial

CADWELD MOLDS AND WELD METAL PROUDLY MADE IN THE USA

nVent

ERICO

Introduction

Cadweld was the first exothermic connection to the market, patented in 1938. Cadweld Plus was introduced in 2003 with the first electronic ignition for exothermic welding. This guide provides a quick overview to often-used molds, weld metal and accessories for both traditional nVent ERICO Cadweld and nVent ERICO Cadweld Plus ignition methods. For a more complete listing of nVent ERICO Cadweld products, please visit Cadweld.com.

nVent ERICO Cadweld Plus Welding Material consists of copper oxide and aluminum granular particles. Plus simplifies the method of making exothermic connections by packaging weld metal into an integrated cup, eliminating the need for starting material or a separate metal disk. With the nVent ERICO Cadweld Plus Impulse Exothermic Welding Control Unit, welds can be completed up to 15 feet away.

nVent ERICO Cadweld Welding Material also consists of copper oxide and aluminum granular particles and is packaged in a blue tube, with a fine copper oxide and aluminum material called starting material at the bottom of each plastic tube. Welding material is sold along with metal disks.

nVent ERICO Cadweld One Shot and nVent ERICO Cadweld Plus One Shot come in a convenient, single-use package to make a connection without a graphite mold. One Shot connection are range-taking for conductors and eliminate the need to preheat the graphite mold.



Control Unit

nVent ERICO Cadweld Exolon produces the same permanent bonds as traditional Cadweld or Cadweld Plus without smoke and other emissions. Exolon molds and welding material can be ordered by adding and XL prefix to the part number.

Please contact nVent or visit **Cadweld.com** for more information.

TABLE OF CONTENTS

Cable to Cable 3
TA – Horizontal Tee 3
PT – Parallel Horizontal Tee 3
SS – Horizontal Splice 3
PC – Parallel Tap 3
Cable to Cable • Cable to Ground Rod 4
XB – Lapped Horizontal Splice 4
XA – Horizontal Splice 4
GR – Cable to Ground Rod 4
GR One Shot – Cable to Ground Rod 4
Cable to Ground Rod 5
GT – Through Cable to Top of Ground Rod 5
GT One Shot – Cable to Ground Rod 5
GY – Through Cable to Side of Ground Rod 5
NC – Through Cable / Tap to Ground Rod 5
Cable to Bus / Lug 6
LA – Cable to Lug 6
LJ – Cable to Busbar 6
Cable to Steel Surface 7
VS – Cable to Vertical Steel 7
VB – Cable to Vertical Steel 7
VF – Cable to Vertical Steel 7
HA – Cable to Horizontal Steel 7
HS – Cable to Horizontal Steel 7
Cable to Rebar 8
RR – Cable to Rebar 8
RJ – Cable to Rebar 8
RD – Cable to Rebar 8
Materials, Tools & Accessories 9
nVent ERICO Cadweld Molds 10-11

Cable to Cable

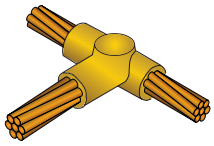

TA – HORIZONTAL TEE

Conductor		Mold	Welding Material (Qty) P/N	Cadweld Plus Welding Material P/N
Run	Tap			
4	6	TAC1L1H	32	32PLUSF20
	4	TAC1L1L	32	32PLUSF20
2 SOL	2 SOL	TAC1T1T	45	45PLUSF20
2	4	TAC1V1L	45	45PLUSF20
	2	TAC1V1V	45	45PLUSF20
1/0	4	TAC2C1L	45	45PLUSF20
	2	TAC2C1V	45	45PLUSF20
	1/0	TAC2C2C	90	90PLUSF20
	4/0	TAC2C2Q	115	115PLUSF20
2/0	4	TAC2G1L	45	45PLUSF20
	2	TAC2G1V	45	45PLUSF20
	1/0	TAC2G2C	90	90PLUSF20
	2/0	TAC2G2G	90	90PLUSF20
	4/0	TAC2G2Q	115	115PLUSF20
3/0	2	TAC2L1V	45	45PLUSF20
	1/0	TAC2L2C	90	90PLUSF20
	2/0	TAC2L2G	90	90PLUSF20
	3/0	TAC2L2L	115	115PLUSF20
4/0 SOL	4/0 SOL	TAC2P2P	150	150PLUSF20
4/0	4	TAC2Q1L	90	90PLUSF20
	2	TAC2Q1V	90	90PLUSF20
	1/0	TAC2Q2C	90	90PLUSF20
	2/0	TAC2Q2G	90	90PLUSF20
	3/0	TAC2Q2L	115	115PLUSF20
	4/0	TAC2Q2Q	150	150PLUSF20
	350	TAC2Q3A	150	150PLUSF20
	500	TAC2Q3Q	150	150PLUSF20
250	2/0	TAC2V2G	90	90PLUSF20
	4/0	TAC2V2Q	150	150PLUSF20
	250	TAC2V2V	150	150PLUSF20
350	4/0	TAC3D2Q	150	150PLUSF20
	350	TAC3D3D	200	200PLUSF20

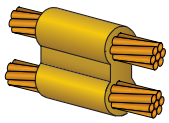

PT – PARALLEL HORIZONTAL TEE

Pro tip: The PT connection is the most versatile mold in the Cadweld line. Mold can be used to make a parallel through or a splice or a "T" or "X" by bending cable.

Conductor		Mold	Welding Material (Qty) P/N	Cadweld Plus Welding Material P/N
Run	Tap			
2 SOL	2 SOL	PTC1T1T	65	65PLUSF20
2	2	PTC1V1V	65	65PLUSF20
1/0	1/0	PTC2C2C	90	90PLUSF20
	4/0	PTC2C2Q	150	150PLUSF20
2/0	2 SOL	PTC2G1T	90	90PLUSF20
	2	PTC2G1V	90	90PLUSF20
	1/0	PTC2G2C	115	115PLUSF20
	2/0	PTC2G2G	115	115PLUSF20
	4/0	PTC2G2Q	150	150PLUSF20
3/0	1/0	PTC2L2C	115	115PLUSF20
	3/0	PTC2L2L	150	150PLUSF20
4/0	1/0	PTC2Q2C	150	150PLUSF20
	2/0	PTC2Q2G	150	150PLUSF20
	3/0	PTC2Q2L	200	200PLUSF20
	4/0	PTC2Q2Q	200	200PLUSF20



SS – HORIZONTAL SPLICE

Conductor	Mold	Welding Material (Qty) P/N	Cadweld Plus Welding Material P/N
4	SST1L	25	25PLUSF20
2 SOL	SST1T	32	32PLUSF20
2	SST1V	32	32PLUSF20
1/0	SSC2C	45	45PLUSF20
2/0	SSC2G	65	65PLUSF20
3/0	SSC2L	90	90PLUSF20
4/0	SSC2Q	90	90PLUSF20
250	SSC2V	115	115PLUSF20

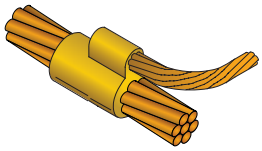

PC – PARALLEL TAP

Conductor		Mold	Welding Material (Qty) P/N	Cadweld Plus Welding Material P/N
Run	Tap			
6 SOL	6 SOL	PCC1G1G	25	25PLUSF20
6	6	PCC1H1H	25	25PLUSF20
2 SOL	2 SOL	PCC1T1T	65	65PLUSF20
2	2	PCC1V1V	65	65PLUSF20
	6	PCC1T1G	32	32PLUSF20
1/0	6	PCC2C1H	45	45PLUSF20
2/0	6 SOL	PCC2G1G	65	65PLUSF20
	6	PCC2G1H	65	65PLUSF20
	2	PCC2G1V	90	90PLUSF20
3/0	6	PCC2L1H	90	90PLUSF20
4/0	6 SOL	PCC2Q1G	90	90PLUSF20
	6	PCC2Q1H	90	90PLUSF20
	2 SOL	PCC2Q1T	115	115PLUSF20
	2	PCC2Q1V	115	115PLUSF20
	4	PCC2Q1L	90	90PLUSF20
	4/0	PCC2Q2Q	150	150PLUSF20

Handle Clamp / Frame (See Page 10)	
Price Key	Notes
C	REQUIRES L160 HANDLE CLAMP
T	INCLUDES B399A FRAME

Cable to Cable • Cable to Ground Rod



XB – LAPPED HORIZONTAL SPLICE

Conductor		Mold	Welding Material (Qty) P/N	Cadweld Plus Welding Material P/N
Run	Tap			
6 SOL	6 SOL	XBP1G1G	32	32PLUSF20
4	4	XBC1L1L	65	65PLUSF20
2	2	XBC1V1V	90	90PLUSF20
1/0	1/0	XBQ2C2C	150	150PLUSF20
2/0	2/0	XBQ2G2G	200	200PLUSF20
4/0	2/0	XBQ2Q2G	200	200PLUSF20
	4/0	XBQ2Q2Q	250	250PLUSF20
250	250	XBQ2V2V	(2) 150	300PLUSF20
350	350	XBZ3D3D	500	500PLUSF20
500	500	XBZ3Q3Q	(3) 250	750PLUSF20

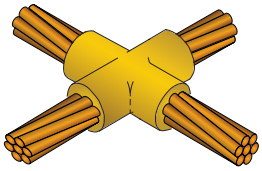

XA – HORIZONTAL SPLICE

Pro tip: XB molds are preferred over XA molds, as they do not require cutting and gapping the secondary conductor.

Conductor		Mold	Welding Material (Qty) P/N	Cadweld Plus Welding Material P/N
Run	Tap			
4	4	XAC1L1L	45	65PLUSF20
2	2	XAC1V1V	65	65PLUSF20
1/0	1/0	XAC2C2C	90	90PLUSF20
2/0	2/0	XAC2G2G	115	115PLUSF20
3/0	3/0	XAC2L2L	150	150PLUSF20
4/0	2/0	XAC2Q2G	150	150PLUSF20
	4/0	XAC2Q2Q	200	200PLUSF20
250	4/0	XAC2V2Q	200	200PLUSF20
	250	XAC2V2V	200	200PLUSF20
350	350	XAC3D3D	250	250PLUSF20
500	4/0	XAD3Q2Q	(2) 150	300PLUSF20
	500	XAD3Q3Q	500	500PLUSF20

Handle Clamp / Frame (See Page 10)	
Price Key	Notes
C	REQUIRES L160 HANDLE CLAMP
P	INCLUDES B399C FRAME
T	INCLUDES B399A FRAME
D	REQUIRES L159 HANDLE CLAMP
Q	REQUIRES L160 HANDLE CLAMP
Z	REQUIRES L159 HANDLE CLAMP

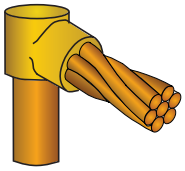

GR – CABLE TO GROUND ROD

Ground Rod Size	Cable Size	Mold	Welding Material (Qty) P/N	Cadweld Plus Welding Material P/N
5/8" Copper-bonded Sectional (threaded) or Plain	6 SOL	GRT161G	32	32PLUSF20
	6	GRT161H	32	32PLUSF20
	4 SOL	GRT161K	32	32PLUSF20
	4	GRT161L	32	32PLUSF20
	2 SOL	GRC161T	65	65PLUSF20
	2	GRC161V	65	65PLUSF20
	1/0	GRC162C	90	90PLUSF20
	2/0	GRC162G	90	90PLUSF20
	3/0	GRC162L	90	90PLUSF20
	4/0	GRC162Q	90	90PLUSF20
	250	GRC162V	90	90PLUSF20
	500	GRC163Q	115	115PLUSF20
3/4" Copper-bonded Sectional (threaded) or Plain	6 SOL	GRT181G	32	32PLUSF20
	6	GRT181H	32	32PLUSF20
	4 SOL	GRP181K	45	45PLUSF20
	4	GRP181L	45	45PLUSF20
	2 SOL	GRC181T	90	90PLUSF20
	2	GRC181V	90	90PLUSF20
	1/0	GRC182C	90	90PLUSF20
	2/0	GRC182G	90	90PLUSF20
	3/0	GRC182L	90	90PLUSF20
	4/0	GRC182Q	90	90PLUSF20
	250	GRC182V	90	90PLUSF20
	500	GRC183Q	150	150PLUSF20

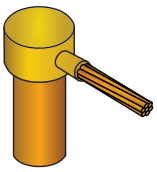

GR ONE SHOT – CABLE TO GROUND ROD

Pro tip: nVent ERICO Cadweld One Shot comes in a convenient, single-use package to make a connection without a graphite mold. No need to preheat mold and the mold is range-taking for conductors.

Earth Rod Size	Cable Size, Solid	Cable Size, Stranded	Cadweld One Shot P/N	Cadweld Plus One Shot P/N
5/8" Copper-bonded Sectional (threaded) or Plain	#4, #3	#6, #4	GR1161L	GR1161LPLUS
	#2, #1	#3, #2	GR1161V	GR1161VPLUS
	1/0, 2/0	#1, 1/0	GR1162C	GR1162CPLUS
	–	2/0	GR1162G	GR1162GPLUS
	–	3/0, 4/0	GR1162Q	GR1162QPLUS
3/4" Copper-bonded Sectional (threaded) or Plain	#4, #3	#6, #4	GR1181L	GR1181LPLUS
	#2, #1	#3, #2	GR1181V	GR1181VPLUS
	1/0, 2/0	#1, 1/0	GR1182C	GR1182CPLUS
	–	2/0	GR1182G	GR1182GPLUS
	–	3/0, 4/0	GR1182Q	GR1182QPLUS

Weld material included with One Shot. Sleeves not optional, must use the sleeves that come with the One Shot ordered.

Additional nVent ERICO Cadweld One Shot connections to ground rods available on Cadweld.com.

Cable to Ground Rod

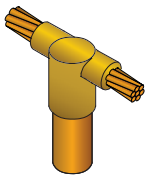

GT – THROUGH CABLE TO TOP OF GROUND ROD

Pro tip: A GT mold can also be used to make a GR connection by stopping the cable at the outside edge of the mold.

Ground Rod Size	Cable Size	Mold	Welding Material (Qty) P/N	Cadweld Plus Welding Material P/N
5/8" Copper-bonded Sectional (threaded) or Plain	6	GTT161G	32	32PLUSF20
	4	GTT161L	32	32PLUSF20
	2 SOL	GTC161T	90	90PLUSF20
	2	GTC161V	90	90PLUSF20
	1/0	GTC162C	90	90PLUSF20
	2/0	GTC162G	115	115PLUSF20
	3/0	GTC162L	115	115PLUSF20
	4/0	GTC162Q	115	115PLUSF20
	250	GTC162V	150	150PLUSF20
	500	GTC163Q	250	250PLUSF20
3/4" Copper-bonded Sectional (threaded) or Plain	6 SOL	GTP181G	45	45PLUSF20
	6	GTP181H	45	45PLUSF20
	2 SOL	GTC181T	90	90PLUSF20
	2	GTC181V	90	90PLUSF20
	1/0	GTC182C	115	115PLUSF20
	2/0	GTC182G	115	115PLUSF20
	3/0	GTC182L	115	115PLUSF20
	4/0	GTC182Q	115	115PLUSF20
	250	GTC182V	150	150PLUSF20
	500	GTC183Q	250	200PLUSF20

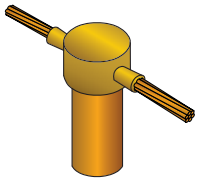

GT ONE SHOT – CABLE TO GROUND ROD

Pro tip: nVent ERICO Cadweld One Shot comes in a convenient, single-use package to make a connection without a graphite mold. No need to preheat mold and the mold is range-taking for conductors.

Earth Rod Size	Cable Size, Solid	Cable Size, Stranded	Cadweld One Shot P/N	Cadweld Plus One Shot P/N
5/8" Copper-bonded Sectional (threaded) or Plain	#4, #3	#6, #4	GT1161L	GT1161LPLUS
	#2, #1	#3, #2	GT1161V	GT1161VPLUS
	1/0, 2/0	#1, 1/0	GT1162C	GT1162CPLUS
	–	2/0	GT1162G	GT1162GPLUS
	–	3/0,4/0	GT1162Q	GT1162QPLUS
3/4" Copper-bonded Sectional (threaded) or Plain	#4, #3	#6, #4	GT1181L	GT1181LPLUS
	#2, #1	#3, #2	GT1181V	GT1181VPLUS
	1/0, 2/0	#1, 1/0	GT1182C	GT1182CPLUS
	–	2/0	GT1182G	GT1182GPLUS
	–	3/0, 4/0	GT1182Q	GT1182QPLUS

Weld material included with One Shot. Sleeves not optional, must use the sleeves that come with the One Shot ordered.

Additional nVent ERICO Cadweld One Shot connections to ground rods available on Cadweld.com.

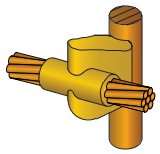

GY – THROUGH CABLE TO SIDE OF GROUND ROD

Pro tip: The GY connection allows you to make a connection and then finish driving the ground rod.

Ground Rod Size	Cable Size	Mold	Welding Material (Qty) P/N	Cadweld Plus Welding Material P/N
5/8" Copper-bonded Sectional (threaded) or Plain	2 SOL	GYR161T	90	90PLUSF20
	2	GYR161V	90	90PLUSF20
	1/0	GYR162C	115	115PLUSF20
	2/0	GYR162G	115	115PLUSF20
	3/0	GYR162L	150	150PLUSF20
	4/0	GYR162Q	150	150PLUSF20
	250	GYR162V	150	150PLUSF20
	350	GYR163D	250	250PLUSF20
	500	GYF163Q	400	400PLUSF20
3/4" Copper-bonded Sectional (threaded) or Plain	2 SOL	GYR181T	90	90PLUSF20
	2	GYR181V	90	90PLUSF20
	1/0	GYR182C	115	115PLUSF20
	2/0	GYR182G	115	115PLUSF20
	3/0	GYR182L	150	150PLUSF20
	4/0	GYR182Q	150	150PLUSF20
	250	GYR182V	200	200PLUSF20
	350	GYR283D	300	300PLUSF20
	500	GYF183Q	500	500PLUSF20

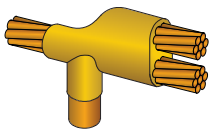

NC – THROUGH CABLE / TAP TO GROUND ROD

Pro tip: An NC mold can be used to make a "T" to top of rod by bending the tap cable.

Ground Rod Size	Cable Size	Mold	Welding Material (Qty) P/N	Cadweld Plus Welding Material P/N
5/8" Copper-bonded Sectional (threaded) or Plain	2 SOL	NCR161T	115	115PLUSF20
	2	NCR161V	115	115PLUSF20
	1/0	NCR162C	150	150PLUSF20
	2/0	NCR162G	200	200PLUSF20
	3/0	NCR162L	250	250PLUSF20
	4/0	NCR162Q	250	250PLUSF20
3/4" Copper-bonded Sectional (threaded) or Plain	6	NCR181H	90	90PLUSF20
	2 SOL	NCR181T	115	115PLUSF20
	2	NCR181V	115	115PLUSF20
	1/0	NCR182C	150	150PLUSF20
	2/0	NCR182G	200	200PLUSF20
	3/0	NCR182L	250	250PLUSF20
	4/0	NCR182Q	250	250PLUSF20

Handle Clamp / Frame (See Page 10)	
Price Key	**Notes**
C	REQUIRES L160 HANDLE CLAMP
R	REQUIRES L160 HANDLE CLAMP
T	INCLUDES B399A FRAME
F	REQUIRES L159 HANDLE CLAMP

Cable to Bus / Lug

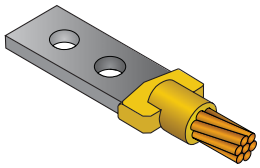

LA – CABLE TO LUG

Bus Or Lug Size	Cable Size	Mold	Welding Material (Qty) P/N	Cadweld Plus Welding Material P/N
1/8" x 1" Lug / Bus	2 SOL	LAC1TCE	45	45PLUSF20
	2	LAC1VCE	45	45PLUSF20
	1/0	LAC2CCE	45	45PLUSF20
	2/0	LAC2GCE	65	65PLUSF20
	3/0	LAC2LCE	65	65PLUSF20
	4/0	LAC2QCE	65	65PLUSF20
1/4" x 1" Lug / Bus	1/0	LAC2CEE	65	65PLUSF20
	2/0	LAC2GEE	65	65PLUSF20
	4/0 SOL	LAC2PEE	90	90PLUSF20
	4/0	LAC2QEE	90	90PLUSF20
	300	LAC3AEE	90	90PLUSF20
	350	LAC3DEE	115	115PLUSF20
1/4" x 1-1/2" Lug/Bus	4/0	LAC2QEG	90	90PLUSF20
	250	LAC2VEG	90	90PLUSF20
	350	LAC3DEG	115	115PLUSF20
	500	LAC3QEG	200	200PLUSF20

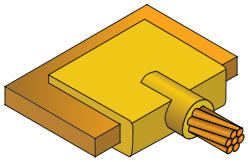

LJ – CABLE TO BUSBAR

Pro tip: The LJ connection is the easiest, simplest connection to make to busbar.

Bus Or Lug Size	Cable Size	Mold	Welding Material (Qty) P/N	Cadweld Plus Welding Material P/N
1/4" x 1-1/2" & Wider Lug/Bus	6	LJCEG1H	65	65PLUSF20
	2 SOL	LJCEG1T	65	65PLUSF20
	2	LJCEG1V	65	65PLUSF20
	1/0	LJCEG2C	90	90PLUSF20
	2/0	LJCEG2G	90	90PLUSF20
	3/0	LJCEG2L	90	90PLUSF20
	4/0	LJCEG2Q	90	90PLUSF20
	500	LJCEG3Q	200	200PLUSF20

Handle Clamp / Frame (See Page 10)	
Price Key	**Notes**
C	REQUIRES L160 HANDLE CLAMP

Cable to Steel Surface

Pro tip: Make sure that the steel surface is cleaned according the Cadweld mold instructions and use tools that do not leave residue on the surface.

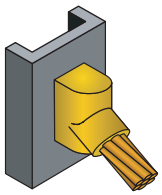

VS – CABLE TO VERTICAL STEEL

Surface	Cable Size	Mold	Welding Material (Qty) P/N	Cadweld Plus Welding Material P/N
Flat Surface	6	VSC1H	45	45PLUSF20
	4	VSC1L	45	45PLUSF20
	2 SOL	VSC1T	45	45PLUSF20
	2	VSC1V	45	45PLUSF20
	1/0	VSC2C	90	90PLUSF20
	2/0	VSC2G	90	90PLUSF20
	3/0	VSC2L	115	115PLUSF20
	4/0	VSC2Q	115	115PLUSF20
	500	VSC3Q	200	200PLUSF20
1-1/4" to 4" Pipe	2 SOL	VSC1VV3C	45	45PLUSF20
1-1/2" to 4" Pipe	4	VSC1LV3C	45	45PLUSF20
	2	VSC1TV3C	45	45PLUSF20
2" to 4" Pipe	2/0	VSC2GV3C	90	90PLUSF20
	4/0	VSC2QV3C	115	115PLUSF20
4" to 6" Pipe	2 SOL	VSC1TV5C	45	45PLUSF20
	4/0	VSC2QV5C	115	115PLUSF20

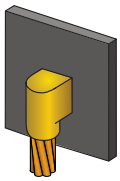

VB – CABLE TO VERTICAL STEEL

Surface	Cable Size	Mold	Welding Material (Qty) P/N	Cadweld Plus Welding Material P/N
Flat Surface	4	VBC1L	65	65PLUSF20
	2 SOL	VBC1T	65	65PLUSF20
	2	VBC1V	65	65PLUSF20
	1/0	VBC2C	115	115PLUSF20
	2/0	VBC2G	115	115PLUSF20
	3/0	VBC2L	150	150PLUSF20
	4/0 SOL	VBC2P	150	150PLUSF20
	4/0	VBC2Q	150	150PLUSF20
	500	VBC3Q	(2) 150	300PLUSF20
1-1/4" to 3-1/2" Pipe	4/0	VBC2QV3C	150	150PLUSF20
	2 SOL	VBC1TV3C	65	65PLUSF20
	4 SOL	VBC1KV3C	65	65PLUSF20
	2	VBC1VV3C	65	65PLUSF20

Handle Clamp / Frame (See Page 10)	
Price Key	**Notes**
A	INCLUDES FRAME WITH HANDLE
C	REQUIRES L160 HANDLE CLAMP
R	REQUIRES L160 HANDLE CLAMP

Pro tip: B396 magnetic handle clamp can be used for flat vertical steel, and B160V can be used for vertical steel pipes up to 4".

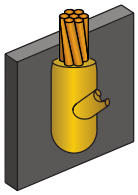

VF – CABLE TO VERTICAL STEEL

Surface	Cable Size	Mold	Welding Material (Qty) P/N	Cadweld Plus Welding Material P/N
Flat Surface	4	VFC1L	65	65PLUSF20
	2 SOL	VFC1T	65	65PLUSF20
	2	VFC1V	65	65PLUSF20
	2/0	VFC2G	150	150PLUSF20
	3/0	VFR2L	200	200PLUSF20
	4/0	VFR2Q	200	200PLUSF20
2" to 4" Pipe	2 SOL	VFC1TV3C	65	65PLUSF20

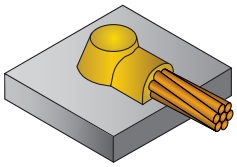

HA – CABLE TO HORIZONTAL STEEL

Cable Size	Mold	Welding Material (Qty) P/N	Cadweld Plus Welding Material P/N
6 SOL	HAA1G	45	45PLUSF20
6	HAA1H	45	45PLUSF20
4	HAA1L	45	45PLUSF20
2 SOL	HAA1T	45	45PLUSF20
2	HAA1V	45	45PLUSF20

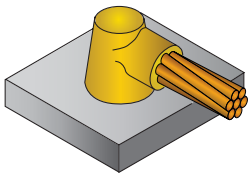

HS – CABLE TO HORIZONTAL STEEL

Cable Size	Mold	Welding Material (Qty) P/N	Cadweld Plus Welding Material P/N
1/0	HSC2C	90	90PLUSF20
2/0	HSC2G	90	90PLUSF20
3/0	HSC2L	115	115PLUSF20
4/0	HSC2Q	115	115PLUSF20
250	HSC2V	115	115PLUSF20
350	HSC3D	200	200PLUSF20
500	HSC3Q	200	200PLUSF20

Cable to Rebar

Pro tip: Packing of some sort is required for most rebar connections, and one is required for each weld. The packing is not optional.





RR – CABLE TO REBAR

Rebar Size	Cable Size	Mold	Welding Material (Qty) P/N	Cadweld Plus Welding Material P/N	Packing P/N
#4	1/0	RRC522C	90	90PLUSF20	B141A
	2/0	RRC522G	90	90PLUSF20	B141A
	3/0	RRC522L	115	115PLUSF20	B141A
	4/0	RRC522Q	115	115PLUSF20	B141A
#5	4	RRA531L	32	32PLUSF20	B143A
	2	RRA531V	45	45PLUSF20	B143A
	1/0	RRC532C	90	90PLUSF20	B141A
	2/0	RRC532G	90	90PLUSF20	B141A
	3/0	RRC532L	115	115PLUSF20	B141A
	4/0	RRC532Q	115	115PLUSF20	B141A
#6	4	RRA541L	32	32PLUSF20	B143B
	2	RRA541V	45	45PLUSF20	B143B
	1/0	RRH542C	90	90PLUSF20	B144C
	2/0	RRH542G	90	90PLUSF20	B144C
	3/0	RRH542L	115	115PLUSF20	B144C
	4/0	RRH542Q	115	115PLUSF20	B144C

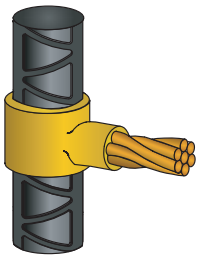

RJ – CABLE TO REBAR

Rebar Size	Cable Size	Mold	Welding Material (Qty) P/N	Cadweld Plus Welding Material P/N	Packing P/N
#4	6	RJC521H	45	45PLUSF20	B140A
	4	RJC521L	65	65PLUSF20	B140A
	2	RJC521V	65	65PLUSF20	B140A
	1/0	RJC522C	115	115PLUSF20	B140A
	2/0	RJC522G	115	115PLUSF20	B140A
	3/0	RJC522L	150	150PLUSF20	B140A
	4/0	RJC522Q	150	150PLUSF20	B140A
#5	1/0	RJC532C	115	115PLUSF20	B140A
	2/0	RJC532G	115	115PLUSF20	B140A
	3/0	RJC532L	150	150PLUSF20	B140A
	4/0	RJC532Q	150	150PLUSF20	B140A
#6	1/0	RJC542C	115	115PLUSF20	B140B
	2/0	RJC542G	115	115PLUSF20	B140B
	3/0	RJC542L	150	150PLUSF20	B140B
	4/0	RJC542Q	150	150PLUSF20	B140B

RD – CABLE TO REBAR

Rebar Size	Cable Size	Mold	Welding Material (Qty) P/N	Cadweld Plus Welding Material P/N	Packing P/N
#4	4	RDC521L	65	65PLUSF20	B141A
	2 SOL	RDC521T	65	65PLUSF20	B141A
	2	RDC521V	90	90PLUSF20	B141A
	1/0	RDM522C	115	115PLUSF20	B141A
	2/0	RDM522G	115	115PLUSF20	B141A
	3/0	RDM522L	150	150PLUSF20	B141A
	4/0	RDM522Q	150	150PLUSF20	B141A
#5	4	RDC531L	65	65PLUSF20	B141A
	2	RDC531V	90	90PLUSF20	B141A
	2/0	RDM532G	115	115PLUSF20	B141A
	3/0	RDM532L	150	150PLUSF20	B141A
	4/0	RDM532Q	150	150PLUSF20	B141A
#6	4	RDH541L	65	65PLUSF20	B144C
	2	RDH541V	90	90PLUSF20	B144C
	2/0	RDH542G	115	115PLUSF20	B144C
	3/0	RDH542L	150	150PLUSF20	B144A
	4/0	RDH542Q	150	150PLUSF20	B144A
#8	2/0	RDH562G	115	115PLUSF20	B144C
	3/0	RDH562L	150	150PLUSF20	B144A
	4/0	RDH562Q	150	150PLUSF20	B144A
	250	RDH562V	150	150PLUSF20	B144A

Rebar Packing			
P/N	Description		Qty. Per Carton
B140A	Copper Shim, 0.13" x 3" x 1.5"		50
B140B	Copper Shim, 0.013" x 3" x 2.5"		50
B141A*	Copper Shim, 0.13" x 3" x 1.5"		50
B143A	Ceramic Packing, 0.25" x 1.75" x 1.77"		20
B143B	Ceramic Packing, 0.25" x 2" x 1.75"		20
B144A	Ceramic Packing, 0.25" x 3" x 3"		20
B144C	Ceramic Packing, 0.25" x 3" x 3"		20

*Each piece of B141A includes 2 copper shims as required per rebar connection

Handle Clamp / Frame (See Page 10)	
Price Key	Notes
A	INCLUDES FRAME WITH HANDLE
C	REQUIRES L160 HANDLE CLAMP
H	INCLUDES TOGGLE FRAME WITH HANDLE
M	INCLUDES FRAME WITH HANDLE

Materials, Tools & Accessories



Traditional Cadweld



Cadweld Plus

Cadweld Welding Material		
Traditional	**Cadweld Plus**	**Qty. Per Carton**
15	15PLUSF20	20
25	25PLUSF20	20
32	32PLUSF20	20
45	45PLUSF20	20
65	65PLUSF20	20
90	90PLUSF20	10
115	115PLUSF20	10
150	150PLUSF20	10
200	200PLUSF20	10
250	250PLUSF20	10
(2) 150	300PLUSF20	10
(2) 200	400PLUSF20	10
500	500PLUSF20	10

ADAPTING MOLDS TO FIT CONDUCTORS

Cables smaller than indicated on mold tag can be welded by using either Wrap Sleeves or Adapter Sleeves



nVent ERICO Cadweld Wrap Sleeve B140A

Cadweld Wrap Sleeve is wrapped around the cable until the diameter is about the same as the cable opening in the mold.



nVent ERICO Cadweld Adapter Sleeves

Cadweld Adapter Sleeves are used to adapt a limited range of smaller size cables to a larger size Cadweld mold.

CADWELD ADAPTER SLEEVES

Cable Size			
Concentric Strand	**Solid**	**Adapter Sleeve Part No.**	**Use in Mold for Stranded**
#12, 14	#10, 12, 14	B1331H	#6
#7, 8, 10	#6, 8	B1331L	#4
#6	#5	B112	#2
#4, 5	#3, 4	B1331V	#2
#3, 4	#2	B1331Y	#1
#2	#1	B1332C	1/0
#1	1/0	B1332G	2/0
1/0, 1	2/0	B1332L	3/0
2/0, 1/0	3/0	B1332Q	4/0

Cadweld Accessories can be of U.S. or non-U.S. origin.



L160
Handle Clamps



T313
Card Cleaning Brush



T314
Cable Cleaning Brush



T321
Rasp



T394
Mold Cleaning Brush



T403
Mold Sealer



T320
Flint Ignitor



PLUSCU2L6
nVent ERICO Cadweld Plus Impulse Exothermic Welding Control Unit



T111
Surefire™ Torch Head



B160V
Chain Support Clamp



B396
Magnetic Handle Clamp



B265
Cable Clamp

nVent ERICO Cadweld Molds

A graphite mold is used for making most nVent connections. nVent molds will generally last an average of 50 or more connections under normal usage.

Price Key and Handle Clamp and/or Frames

Handle clamps are required for most molds. Specialized frames with handles are used on some molds.
The following handle clamps are most widely used.

L160 for all molds having a “C”, “E”, “R” and “Q” mold price key (3" wide molds)
L159 for all molds having a “D”, “F”, “J” and “Z” mold price key (4" wide molds)

Handle Clamps with an “XL” prefix are for use with the Cadweld Exolon system and do not come with a flint igniter.
Mini E-Z Change Clamps for use with mini-welders.

Pictured Below are the Molds and / or Frames and Handles for the Various Price Key Molds:

PRICE KEY MOLDS: A, C, D, F, R, Q, Z, E, J



“A” Price Key Mold
Includes Hold Down Frame



“C”, “D”, “F”, “R”, “Q” and “Z” Price Key Mold L160 or L159
Handle Clamp Required (sold separately)



“E” and “J” Price Key Mold
L160 or L159 Handle Clamp Required (sold separately)

Note: Frame is required in order to make connections with "E" and "J" Price Key Molds.

PRICE KEY MOLDS: Q, Z, 3, 4, M, V

Pro tip: Pro tip: XBQ and XBZ, as well as the XB3 and XB4 molds simplify making cable "X" connections. These are preferred molds as compared to the older XBM and XBV versions.



"Q" and "Z" Price Key Mold
L160 or L159 Handle Clamp Required (sold separately)



"3" and "4" Price Key Mold
Mold L163 or L164
Handle Clamp Required (sold separately)



“M” and “V” Price Key Mold
Includes Frame with Handles

Note: Frame is required in order to make connections with "M" and "V" Price Key Molds.

nVent ERICO Cadweld Molds

PRICE KEY MOLDS: H, G, K, L, T, P, N



"H" Price Key Mold
Includes Hold Down Frame with Handles

Note: Frame is required in order to make connections with "H" Price Key Molds.



"G", "K", and "L" Price Key Mold Includes Frame with Handles

Note: Frame is required in order to make connections with "G", "K" and "L" Price Key Molds.



"T", "P" and "N" Price Key Mold
Includes Mini-EZ Handle Clamp
To order mold only, add an "M" suffix to the part number (for example, SST1TM)

MOLD OPTIONS



SPLIT CRUCIBLE MOLDS

Molds made with a horizontal opening and solid crucible section may be specified as a split crucible type. The advantage of the split crucible mold is easier cleaning.

To order a mold with a split crucible, add an "L" suffix to the mold part number (for example, TAC2G2GL).



WEAR PLATES

Wear Plates reduce mechanical abrasion of molds at cable entry points and help prevent leakage of molten metal (particularly on larger 7 strand conductor). These features prolong mold life.

To order a mold with wear plates, add a "W" suffix to the mold part number (for example, PTC2G2GW).



HEAVY DUTY MOLDS

Heavy Duty (HD) molds are available for making connections to existing ground conductors that may be corroded. HD molds require larger weld metal sizes than traditional molds.

To order a heavy duty mold, add a HD prefix to the mold part number (for example, HDTAC2Q2Q).

Our powerful portfolio of brands:

CADDY ERICO HOFFMAN RAYCHEM SCHROFF TRACER

nVent

nVent.com/ERICO

©2020 nVent. All nVent marks and logos are owned or licensed by nVent Services GmbH or its affiliates. Surefire is a trademark of the Newell Company.
All other trademarks are the property of their respective owners. nVent reserves the right to change specifications without notice.ERICO-CAT-E782C-CADWELDQUICKREF-USEN-2006



CONNECT AND PROTECT

nVent ERICO Cadweld Welded Exothermic Connections

Quick Reference Product Guide For Traditional Cadweld and Cadweld Plus Imperial

CADWELD MOLDS AND WELD METAL PROUDLY MADE IN THE USA

nVent

ERICO

Introduction

Cadweld was the first exothermic connection to the market, patented in 1938. Cadweld Plus was introduced in 2003 with the first electronic ignition for exothermic welding. This guide provides a quick overview to often-used molds, weld metal and accessories for both traditional nVent ERICO Cadweld and nVent ERICO Cadweld Plus ignition methods. For a more complete listing of nVent ERICO Cadweld products, please visit Cadweld.com.

nVent ERICO Cadweld Plus Welding Material consists of copper oxide and aluminum granular particles. Plus simplifies the method of making exothermic connections by packaging weld metal into an integrated cup, eliminating the need for starting material or a separate metal disk. With the nVent ERICO Cadweld Plus Impulse Exothermic Welding Control Unit, welds can be completed up to 15 feet away.

nVent ERICO Cadweld Welding Material also consists of copper oxide and aluminum granular particles and is packaged in a blue tube, with a fine copper oxide and aluminum material called starting material at the bottom of each plastic tube. Welding material is sold along with metal disks.

nVent ERICO Cadweld One Shot and nVent ERICO Cadweld Plus One Shot come in a convenient, single-use package to make a connection without a graphite mold. One Shot connection are range-taking for conductors and eliminate the need to preheat the graphite mold.



Control Unit

nVent ERICO Cadweld Exolon produces the same permanent bonds as traditional Cadweld or Cadweld Plus without smoke and other emissions. Exolon molds and welding material can be ordered by adding and XL prefix to the part number.

Please contact nVent or visit **Cadweld.com** for more information.

TABLE OF CONTENTS

Cable to Cable 3
TA – Horizontal Tee 3
PT – Parallel Horizontal Tee 3
SS – Horizontal Splice 3
PC – Parallel Tap 3
Cable to Cable • Cable to Ground Rod 4
XB – Lapped Horizontal Splice 4
XA – Horizontal Splice 4
GR – Cable to Ground Rod 4
GR One Shot – Cable to Ground Rod 4
Cable to Ground Rod 5
GT – Through Cable to Top of Ground Rod 5
GT One Shot – Cable to Ground Rod 5
GY – Through Cable to Side of Ground Rod 5
NC – Through Cable / Tap to Ground Rod 5
Cable to Bus / Lug 6
LA – Cable to Lug 6
LJ – Cable to Busbar 6
Cable to Steel Surface 7
VS – Cable to Vertical Steel 7
VB – Cable to Vertical Steel 7
VF – Cable to Vertical Steel 7
HA – Cable to Horizontal Steel 7
HS – Cable to Horizontal Steel 7
Cable to Rebar 8
RR – Cable to Rebar 8
RJ – Cable to Rebar 8
RD – Cable to Rebar 8
Materials, Tools & Accessories 9
nVent ERICO Cadweld Molds 10-11

Cable to Cable

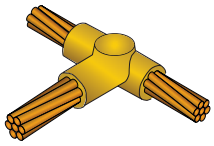

TA – HORIZONTAL TEE

Conductor		Mold	Welding Material (Qty) P/N	Cadweld Plus Welding Material P/N
Run	Tap			
4	6	TAC1L1H	32	32PLUSF20
	4	TAC1L1L	32	32PLUSF20
2 SOL	2 SOL	TAC1T1T	45	45PLUSF20
2	4	TAC1V1L	45	45PLUSF20
	2	TAC1V1V	45	45PLUSF20
1/0	4	TAC2C1L	45	45PLUSF20
	2	TAC2C1V	45	45PLUSF20
	1/0	TAC2C2C	90	90PLUSF20
	4/0	TAC2C2Q	115	115PLUSF20
2/0	4	TAC2G1L	45	45PLUSF20
	2	TAC2G1V	45	45PLUSF20
	1/0	TAC2G2C	90	90PLUSF20
	2/0	TAC2G2G	90	90PLUSF20
	4/0	TAC2G2Q	115	115PLUSF20
3/0	2	TAC2L1V	45	45PLUSF20
	1/0	TAC2L2C	90	90PLUSF20
	2/0	TAC2L2G	90	90PLUSF20
	3/0	TAC2L2L	115	115PLUSF20
4/0 SOL	4/0 SOL	TAC2P2P	150	150PLUSF20
4/0	4	TAC2Q1L	90	90PLUSF20
	2	TAC2Q1V	90	90PLUSF20
	1/0	TAC2Q2C	90	90PLUSF20
	2/0	TAC2Q2G	90	90PLUSF20
	3/0	TAC2Q2L	115	115PLUSF20
	4/0	TAC2Q2Q	150	150PLUSF20
	350	TAC2Q3A	150	150PLUSF20
	500	TAC2Q3Q	150	150PLUSF20
250	2/0	TAC2V2G	90	90PLUSF20
	4/0	TAC2V2Q	150	150PLUSF20
	250	TAC2V2V	150	150PLUSF20
350	4/0	TAC3D2Q	150	150PLUSF20
	350	TAC3D3D	200	200PLUSF20

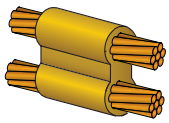

PT – PARALLEL HORIZONTAL TEE

Pro tip: The PT connection is the most versatile mold in the Cadweld line. Mold can be used to make a parallel through or a splice or a "T" or "X" by bending cable.

Conductor		Mold	Welding Material (Qty) P/N	Cadweld Plus Welding Material P/N
Run	Tap			
2 SOL	2 SOL	PTC1T1T	65	65PLUSF20
2	2	PTC1V1V	65	65PLUSF20
1/0	1/0	PTC2C2C	90	90PLUSF20
	4/0	PTC2C2Q	150	150PLUSF20
2/0	2 SOL	PTC2G1T	90	90PLUSF20
	2	PTC2G1V	90	90PLUSF20
	1/0	PTC2G2C	115	115PLUSF20
	2/0	PTC2G2G	115	115PLUSF20
	4/0	PTC2G2Q	150	150PLUSF20
3/0	1/0	PTC2L2C	115	115PLUSF20
	3/0	PTC2L2L	150	150PLUSF20
4/0	1/0	PTC2Q2C	150	150PLUSF20
	2/0	PTC2Q2G	150	150PLUSF20
	3/0	PTC2Q2L	200	200PLUSF20
	4/0	PTC2Q2Q	200	200PLUSF20



SS – HORIZONTAL SPLICE

Conductor	Mold	Welding Material (Qty) P/N	Cadweld Plus Welding Material P/N
4	SST1L	25	25PLUSF20
2 SOL	SST1T	32	32PLUSF20
2	SST1V	32	32PLUSF20
1/0	SSC2C	45	45PLUSF20
2/0	SSC2G	65	65PLUSF20
3/0	SSC2L	90	90PLUSF20
4/0	SSC2Q	90	90PLUSF20
250	SSC2V	115	115PLUSF20

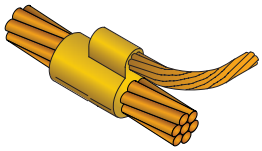

PC – PARALLEL TAP

Conductor		Mold	Welding Material (Qty) P/N	Cadweld Plus Welding Material P/N
Run	Tap			
6 SOL	6 SOL	PCC1G1G	25	25PLUSF20
6	6	PCC1H1H	25	25PLUSF20
2 SOL	2 SOL	PCC1T1T	65	65PLUSF20
2	2	PCC1V1V	65	65PLUSF20
	6	PCC1T1G	32	32PLUSF20
1/0	6	PCC2C1H	45	45PLUSF20
2/0	6 SOL	PCC2G1G	65	65PLUSF20
	6	PCC2G1H	65	65PLUSF20
	2	PCC2G1V	90	90PLUSF20
3/0	6	PCC2L1H	90	90PLUSF20
4/0	6 SOL	PCC2Q1G	90	90PLUSF20
	6	PCC2Q1H	90	90PLUSF20
	2 SOL	PCC2Q1T	115	115PLUSF20
	2	PCC2Q1V	115	115PLUSF20
	4	PCC2Q1L	90	90PLUSF20
	4/0	PCC2Q2Q	150	150PLUSF20

Handle Clamp / Frame (See Page 10)	
Price Key	Notes
C	REQUIRES L160 HANDLE CLAMP
T	INCLUDES B399A FRAME

Cable to Cable • Cable to Ground Rod



XB – LAPPED HORIZONTAL SPLICE

Conductor		Mold	Welding Material (Qty) P/N	Cadweld Plus Welding Material P/N
Run	Tap			
6 SOL	6 SOL	XBP1G1G	32	32PLUSF20
4	4	XBC1L1L	65	65PLUSF20
2	2	XBC1V1V	90	90PLUSF20
1/0	1/0	XBQ2C2C	150	150PLUSF20
2/0	2/0	XBQ2G2G	200	200PLUSF20
4/0	2/0	XBQ2Q2G	200	200PLUSF20
	4/0	XBQ2Q2Q	250	250PLUSF20
250	250	XBQ2V2V	(2) 150	300PLUSF20
350	350	XBZ3D3D	500	500PLUSF20
500	500	XBZ3Q3Q	(3) 250	750PLUSF20

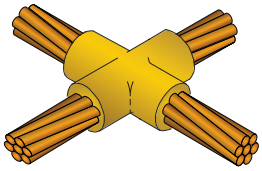

XA – HORIZONTAL SPLICE

Pro tip: XB molds are preferred over XA molds, as they do not require cutting and gapping the secondary conductor.

Conductor		Mold	Welding Material (Qty) P/N	Cadweld Plus Welding Material P/N
Run	Tap			
4	4	XAC1L1L	45	65PLUSF20
2	2	XAC1V1V	65	65PLUSF20
1/0	1/0	XAC2C2C	90	90PLUSF20
2/0	2/0	XAC2G2G	115	115PLUSF20
3/0	3/0	XAC2L2L	150	150PLUSF20
4/0	2/0	XAC2Q2G	150	150PLUSF20
	4/0	XAC2Q2Q	200	200PLUSF20
250	4/0	XAC2V2Q	200	200PLUSF20
	250	XAC2V2V	200	200PLUSF20
350	350	XAC3D3D	250	250PLUSF20
500	4/0	XAD3Q2Q	(2) 150	300PLUSF20
	500	XAD3Q3Q	500	500PLUSF20

Handle Clamp / Frame (See Page 10)	
Price Key	Notes
C	REQUIRES L160 HANDLE CLAMP
P	INCLUDES B399C FRAME
T	INCLUDES B399A FRAME
D	REQUIRES L159 HANDLE CLAMP
Q	REQUIRES L160 HANDLE CLAMP
Z	REQUIRES L159 HANDLE CLAMP

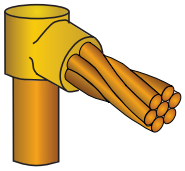

GR – CABLE TO GROUND ROD

Ground Rod Size	Cable Size	Mold	Welding Material (Qty) P/N	Cadweld Plus Welding Material P/N
5/8" Copper-bonded Sectional (threaded) or Plain	6 SOL	GRT161G	32	32PLUSF20
	6	GRT161H	32	32PLUSF20
	4 SOL	GRT161K	32	32PLUSF20
	4	GRT161L	32	32PLUSF20
	2 SOL	GRC161T	65	65PLUSF20
	2	GRC161V	65	65PLUSF20
	1/0	GRC162C	90	90PLUSF20
	2/0	GRC162G	90	90PLUSF20
	3/0	GRC162L	90	90PLUSF20
	4/0	GRC162Q	90	90PLUSF20
	250	GRC162V	90	90PLUSF20
	500	GRC163Q	115	115PLUSF20
3/4" Copper-bonded Sectional (threaded) or Plain	6 SOL	GRT181G	32	32PLUSF20
	6	GRT181H	32	32PLUSF20
	4 SOL	GRP181K	45	45PLUSF20
	4	GRP181L	45	45PLUSF20
	2 SOL	GRC181T	90	90PLUSF20
	2	GRC181V	90	90PLUSF20
	1/0	GRC182C	90	90PLUSF20
	2/0	GRC182G	90	90PLUSF20
	3/0	GRC182L	90	90PLUSF20
	4/0	GRC182Q	90	90PLUSF20
	250	GRC182V	90	90PLUSF20
	500	GRC183Q	150	150PLUSF20

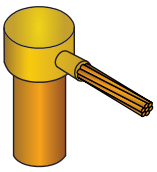

GR ONE SHOT – CABLE TO GROUND ROD

Pro tip: nVent ERICO Cadweld One Shot comes in a convenient, single-use package to make a connection without a graphite mold. No need to preheat mold and the mold is range-taking for conductors.

Earth Rod Size	Cable Size, Solid	Cable Size, Stranded	Cadweld One Shot P/N	Cadweld Plus One Shot P/N
5/8" Copper-bonded Sectional (threaded) or Plain	#4, #3	#6, #4	GR1161L	GR1161LPLUS
	#2, #1	#3, #2	GR1161V	GR1161VPLUS
	1/0, 2/0	#1, 1/0	GR1162C	GR1162CPLUS
	–	2/0	GR1162G	GR1162GPLUS
	–	3/0, 4/0	GR1162Q	GR1162QPLUS
3/4" Copper-bonded Sectional (threaded) or Plain	#4, #3	#6, #4	GR1181L	GR1181LPLUS
	#2, #1	#3, #2	GR1181V	GR1181VPLUS
	1/0, 2/0	#1, 1/0	GR1182C	GR1182CPLUS
	–	2/0	GR1182G	GR1182GPLUS
	–	3/0, 4/0	GR1182Q	GR1182QPLUS

Weld material included with One Shot. Sleeves not optional, must use the sleeves that come with the One Shot ordered.

Additional nVent ERICO Cadweld One Shot connections to ground rods available on Cadweld.com.

Cable to Ground Rod

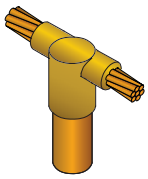

GT – THROUGH CABLE TO TOP OF GROUND ROD

Pro tip: A GT mold can also be used to make a GR connection by stopping the cable at the outside edge of the mold.

Ground Rod Size	Cable Size	Mold	Welding Material (Qty) P/N	Cadweld Plus Welding Material P/N
5/8" Copper-bonded Sectional (threaded) or Plain	6	GTT161G	32	32PLUSF20
	4	GTT161L	32	32PLUSF20
	2 SOL	GTC161T	90	90PLUSF20
	2	GTC161V	90	90PLUSF20
	1/0	GTC162C	90	90PLUSF20
	2/0	GTC162G	115	115PLUSF20
	3/0	GTC162L	115	115PLUSF20
	4/0	GTC162Q	115	115PLUSF20
	250	GTC162V	150	150PLUSF20
	500	GTC163Q	250	250PLUSF20
3/4" Copper-bonded Sectional (threaded) or Plain	6 SOL	GTP181G	45	45PLUSF20
	6	GTP181H	45	45PLUSF20
	2 SOL	GTC181T	90	90PLUSF20
	2	GTC181V	90	90PLUSF20
	1/0	GTC182C	115	115PLUSF20
	2/0	GTC182G	115	115PLUSF20
	3/0	GTC182L	115	115PLUSF20
	4/0	GTC182Q	115	115PLUSF20
	250	GTC182V	150	150PLUSF20
	500	GTC183Q	250	200PLUSF20

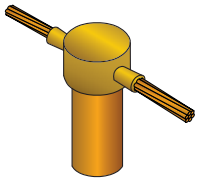

GT ONE SHOT – CABLE TO GROUND ROD

Pro tip: nVent ERICO Cadweld One Shot comes in a convenient, single-use package to make a connection without a graphite mold. No need to preheat mold and the mold is range-taking for conductors.

Earth Rod Size	Cable Size, Solid	Cable Size, Stranded	Cadweld One Shot P/N	Cadweld Plus One Shot P/N
5/8" Copper-bonded Sectional (threaded) or Plain	#4, #3	#6, #4	GT1161L	GT1161LPLUS
	#2, #1	#3, #2	GT1161V	GT1161VPLUS
	1/0, 2/0	#1, 1/0	GT1162C	GT1162CPLUS
	–	2/0	GT1162G	GT1162GPLUS
	–	3/0,4/0	GT1162Q	GT1162QPLUS
3/4" Copper-bonded Sectional (threaded) or Plain	#4, #3	#6, #4	GT1181L	GT1181LPLUS
	#2, #1	#3, #2	GT1181V	GT1181VPLUS
	1/0, 2/0	#1, 1/0	GT1182C	GT1182CPLUS
	–	2/0	GT1182G	GT1182GPLUS
	–	3/0, 4/0	GT1182Q	GT1182QPLUS

Weld material included with One Shot. Sleeves not optional, must use the sleeves that come with the One Shot ordered.

Additional nVent ERICO Cadweld One Shot connections to ground rods available on Cadweld.com.

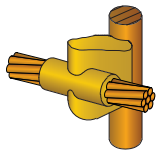

GY – THROUGH CABLE TO SIDE OF GROUND ROD

Pro tip: The GY connection allows you to make a connection and then finish driving the ground rod.

Ground Rod Size	Cable Size	Mold	Welding Material (Qty) P/N	Cadweld Plus Welding Material P/N
5/8" Copper-bonded Sectional (threaded) or Plain	2 SOL	GYR161T	90	90PLUSF20
	2	GYR161V	90	90PLUSF20
	1/0	GYR162C	115	115PLUSF20
	2/0	GYR162G	115	115PLUSF20
	3/0	GYR162L	150	150PLUSF20
	4/0	GYR162Q	150	150PLUSF20
	250	GYR162V	150	150PLUSF20
	350	GYR163D	250	250PLUSF20
	500	GYF163Q	400	400PLUSF20
3/4" Copper-bonded Sectional (threaded) or Plain	2 SOL	GYR181T	90	90PLUSF20
	2	GYR181V	90	90PLUSF20
	1/0	GYR182C	115	115PLUSF20
	2/0	GYR182G	115	115PLUSF20
	3/0	GYR182L	150	150PLUSF20
	4/0	GYR182Q	150	150PLUSF20
	250	GYR182V	200	200PLUSF20
	350	GYR283D	300	300PLUSF20
	500	GYF183Q	500	500PLUSF20

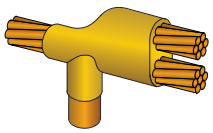

NC – THROUGH CABLE / TAP TO GROUND ROD

Pro tip: An NC mold can be used to make a "T" to top of rod by bending the tap cable.

Ground Rod Size	Cable Size	Mold	Welding Material (Qty) P/N	Cadweld Plus Welding Material P/N
5/8" Copper-bonded Sectional (threaded) or Plain	2 SOL	NCR161T	115	115PLUSF20
	2	NCR161V	115	115PLUSF20
	1/0	NCR162C	150	150PLUSF20
	2/0	NCR162G	200	200PLUSF20
	3/0	NCR162L	250	250PLUSF20
	4/0	NCR162Q	250	250PLUSF20
3/4" Copper-bonded Sectional (threaded) or Plain	6	NCR181H	90	90PLUSF20
	2 SOL	NCR181T	115	115PLUSF20
	2	NCR181V	115	115PLUSF20
	1/0	NCR182C	150	150PLUSF20
	2/0	NCR182G	200	200PLUSF20
	3/0	NCR182L	250	250PLUSF20
	4/0	NCR182Q	250	250PLUSF20

Handle Clamp / Frame (See Page 10)	
Price Key	**Notes**
C	REQUIRES L160 HANDLE CLAMP
R	REQUIRES L160 HANDLE CLAMP
T	INCLUDES B399A FRAME
F	REQUIRES L159 HANDLE CLAMP

Cable to Bus / Lug

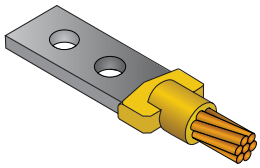

LA – CABLE TO LUG

Bus Or Lug Size	Cable Size	Mold	Welding Material (Qty) P/N	Cadweld Plus Welding Material P/N
1/8" x 1" Lug / Bus	2 SOL	LAC1TCE	45	45PLUSF20
	2	LAC1VCE	45	45PLUSF20
	1/0	LAC2CCE	45	45PLUSF20
	2/0	LAC2GCE	65	65PLUSF20
	3/0	LAC2LCE	65	65PLUSF20
	4/0	LAC2QCE	65	65PLUSF20
1/4" x 1" Lug / Bus	1/0	LAC2CEE	65	65PLUSF20
	2/0	LAC2GEE	65	65PLUSF20
	4/0 SOL	LAC2PEE	90	90PLUSF20
	4/0	LAC2QEE	90	90PLUSF20
	300	LAC3AEE	90	90PLUSF20
	350	LAC3DEE	115	115PLUSF20
1/4" x 1-1/2" Lug/Bus	4/0	LAC2QEG	90	90PLUSF20
	250	LAC2VEG	90	90PLUSF20
	350	LAC3DEG	115	115PLUSF20
	500	LAC3QEG	200	200PLUSF20

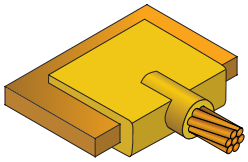

LJ – CABLE TO BUSBAR

Pro tip: The LJ connection is the easiest, simplest connection to make to busbar.

Bus Or Lug Size	Cable Size	Mold	Welding Material (Qty) P/N	Cadweld Plus Welding Material P/N
1/4" x 1-1/2" & Wider Lug/Bus	6	LJCEG1H	65	65PLUSF20
	2 SOL	LJCEG1T	65	65PLUSF20
	2	LJCEG1V	65	65PLUSF20
	1/0	LJCEG2C	90	90PLUSF20
	2/0	LJCEG2G	90	90PLUSF20
	3/0	LJCEG2L	90	90PLUSF20
	4/0	LJCEG2Q	90	90PLUSF20
	500	LJCEG3Q	200	200PLUSF20

Handle Clamp / Frame (See Page 10)	
Price Key	**Notes**
C	REQUIRES L160 HANDLE CLAMP

Cable to Steel Surface

Pro tip: Make sure that the steel surface is cleaned according the Cadweld mold instructions and use tools that do not leave residue on the surface.

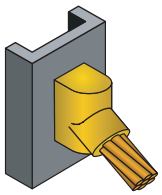

VS – CABLE TO VERTICAL STEEL

Surface	Cable Size	Mold	Welding Material (Qty) P/N	Cadweld Plus Welding Material P/N
Flat Surface	6	VSC1H	45	45PLUSF20
	4	VSC1L	45	45PLUSF20
	2 SOL	VSC1T	45	45PLUSF20
	2	VSC1V	45	45PLUSF20
	1/0	VSC2C	90	90PLUSF20
	2/0	VSC2G	90	90PLUSF20
	3/0	VSC2L	115	115PLUSF20
	4/0	VSC2Q	115	115PLUSF20
	500	VSC3Q	200	200PLUSF20
1-1/4" to 4" Pipe	2 SOL	VSC1VV3C	45	45PLUSF20
1-1/2" to 4" Pipe	4	VSC1LV3C	45	45PLUSF20
	2	VSC1TV3C	45	45PLUSF20
2" to 4" Pipe	2/0	VSC2GV3C	90	90PLUSF20
	4/0	VSC2QV3C	115	115PLUSF20
4" to 6" Pipe	2 SOL	VSC1TV5C	45	45PLUSF20
	4/0	VSC2QV5C	115	115PLUSF20

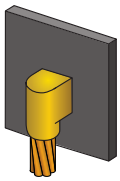

VB – CABLE TO VERTICAL STEEL

Surface	Cable Size	Mold	Welding Material (Qty) P/N	Cadweld Plus Welding Material P/N
Flat Surface	4	VBC1L	65	65PLUSF20
	2 SOL	VBC1T	65	65PLUSF20
	2	VBC1V	65	65PLUSF20
	1/0	VBC2C	115	115PLUSF20
	2/0	VBC2G	115	115PLUSF20
	3/0	VBC2L	150	150PLUSF20
	4/0 SOL	VBC2P	150	150PLUSF20
	4/0	VBC2Q	150	150PLUSF20
	500	VBC3Q	(2) 150	300PLUSF20
1-1/4" to 3-1/2" Pipe	4/0	VBC2QV3C	150	150PLUSF20
	2 SOL	VBC1TV3C	65	65PLUSF20
	4 SOL	VBC1KV3C	65	65PLUSF20
	2	VBC1VV3C	65	65PLUSF20

Handle Clamp / Frame (See Page 10)	
Price Key	**Notes**
A	INCLUDES FRAME WITH HANDLE
C	REQUIRES L160 HANDLE CLAMP
R	REQUIRES L160 HANDLE CLAMP

Pro tip: B396 magnetic handle clamp can be used for flat vertical steel, and B160V can be used for vertical steel pipes up to 4".

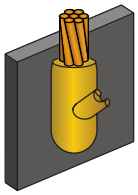

VF – CABLE TO VERTICAL STEEL

Surface	Cable Size	Mold	Welding Material (Qty) P/N	Cadweld Plus Welding Material P/N
Flat Surface	4	VFC1L	65	65PLUSF20
	2 SOL	VFC1T	65	65PLUSF20
	2	VFC1V	65	65PLUSF20
	2/0	VFC2G	150	150PLUSF20
	3/0	VFR2L	200	200PLUSF20
	4/0	VFR2Q	200	200PLUSF20
2" to 4" Pipe	2 SOL	VFC1TV3C	65	65PLUSF20

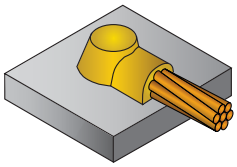

HA – CABLE TO HORIZONTAL STEEL

Cable Size	Mold	Welding Material (Qty) P/N	Cadweld Plus Welding Material P/N
6 SOL	HAA1G	45	45PLUSF20
6	HAA1H	45	45PLUSF20
4	HAA1L	45	45PLUSF20
2 SOL	HAA1T	45	45PLUSF20
2	HAA1V	45	45PLUSF20

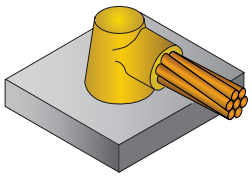

HS – CABLE TO HORIZONTAL STEEL

Cable Size	Mold	Welding Material (Qty) P/N	Cadweld Plus Welding Material P/N
1/0	HSC2C	90	90PLUSF20
2/0	HSC2G	90	90PLUSF20
3/0	HSC2L	115	115PLUSF20
4/0	HSC2Q	115	115PLUSF20
250	HSC2V	115	115PLUSF20
350	HSC3D	200	200PLUSF20
500	HSC3Q	200	200PLUSF20

Cable to Rebar

Pro tip: Packing of some sort is required for most rebar connections, and one is required for each weld. The packing is not optional.





RR – CABLE TO REBAR

Rebar Size	Cable Size	Mold	Welding Material (Qty) P/N	Cadweld Plus Welding Material P/N	Packing P/N
#4	1/0	RRC522C	90	90PLUSF20	B141A
	2/0	RRC522G	90	90PLUSF20	B141A
	3/0	RRC522L	115	115PLUSF20	B141A
	4/0	RRC522Q	115	115PLUSF20	B141A
#5	4	RRA531L	32	32PLUSF20	B143A
	2	RRA531V	45	45PLUSF20	B143A
	1/0	RRC532C	90	90PLUSF20	B141A
	2/0	RRC532G	90	90PLUSF20	B141A
	3/0	RRC532L	115	115PLUSF20	B141A
	4/0	RRC532Q	115	115PLUSF20	B141A
#6	4	RRA541L	32	32PLUSF20	B143B
	2	RRA541V	45	45PLUSF20	B143B
	1/0	RRH542C	90	90PLUSF20	B144C
	2/0	RRH542G	90	90PLUSF20	B144C
	3/0	RRH542L	115	115PLUSF20	B144C
	4/0	RRH542Q	115	115PLUSF20	B144C

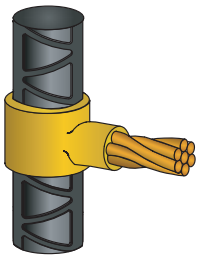

RJ – CABLE TO REBAR

Rebar Size	Cable Size	Mold	Welding Material (Qty) P/N	Cadweld Plus Welding Material P/N	Packing P/N
#4	6	RJC521H	45	45PLUSF20	B140A
	4	RJC521L	65	65PLUSF20	B140A
	2	RJC521V	65	65PLUSF20	B140A
	1/0	RJC522C	115	115PLUSF20	B140A
	2/0	RJC522G	115	115PLUSF20	B140A
	3/0	RJC522L	150	150PLUSF20	B140A
	4/0	RJC522Q	150	150PLUSF20	B140A
#5	1/0	RJC532C	115	115PLUSF20	B140A
	2/0	RJC532G	115	115PLUSF20	B140A
	3/0	RJC532L	150	150PLUSF20	B140A
	4/0	RJC532Q	150	150PLUSF20	B140A
#6	1/0	RJC542C	115	115PLUSF20	B140B
	2/0	RJC542G	115	115PLUSF20	B140B
	3/0	RJC542L	150	150PLUSF20	B140B
	4/0	RJC542Q	150	150PLUSF20	B140B

RD – CABLE TO REBAR

Rebar Size	Cable Size	Mold	Welding Material (Qty) P/N	Cadweld Plus Welding Material P/N	Packing P/N
#4	4	RDC521L	65	65PLUSF20	B141A
	2 SOL	RDC521T	65	65PLUSF20	B141A
	2	RDC521V	90	90PLUSF20	B141A
	1/0	RDM522C	115	115PLUSF20	B141A
	2/0	RDM522G	115	115PLUSF20	B141A
	3/0	RDM522L	150	150PLUSF20	B141A
	4/0	RDM522Q	150	150PLUSF20	B141A
#5	4	RDC531L	65	65PLUSF20	B141A
	2	RDC531V	90	90PLUSF20	B141A
	2/0	RDM532G	115	115PLUSF20	B141A
	3/0	RDM532L	150	150PLUSF20	B141A
	4/0	RDM532Q	150	150PLUSF20	B141A
#6	4	RDH541L	65	65PLUSF20	B144C
	2	RDH541V	90	90PLUSF20	B144C
	2/0	RDH542G	115	115PLUSF20	B144C
	3/0	RDH542L	150	150PLUSF20	B144A
	4/0	RDH542Q	150	150PLUSF20	B144A
#8	2/0	RDH562G	115	115PLUSF20	B144C
	3/0	RDH562L	150	150PLUSF20	B144A
	4/0	RDH562Q	150	150PLUSF20	B144A
	250	RDH562V	150	150PLUSF20	B144A

Rebar Packing			
P/N	Description		Qty. Per Carton
B140A	Copper Shim, 0.13" x 3" x 1.5"		50
B140B	Copper Shim, 0.013" x 3" x 2.5"		50
B141A*	Copper Shim, 0.13" x 3" x 1.5"		50
B143A	Ceramic Packing, 0.25" x 1.75" x 1.77"		20
B143B	Ceramic Packing, 0.25" x 2" x 1.75"		20
B144A	Ceramic Packing, 0.25" x 3" x 3"		20
B144C	Ceramic Packing, 0.25" x 3" x 3"		20

*Each piece of B141A includes 2 copper shims as required per rebar connection

Handle Clamp / Frame (See Page 10)	
Price Key	Notes
A	INCLUDES FRAME WITH HANDLE
C	REQUIRES L160 HANDLE CLAMP
H	INCLUDES TOGGLE FRAME WITH HANDLE
M	INCLUDES FRAME WITH HANDLE

Materials, Tools & Accessories



Traditional Cadweld



Cadweld Plus

Cadweld Welding Material		
Traditional	**Cadweld Plus**	**Qty. Per Carton**
15	15PLUSF20	20
25	25PLUSF20	20
32	32PLUSF20	20
45	45PLUSF20	20
65	65PLUSF20	20
90	90PLUSF20	10
115	115PLUSF20	10
150	150PLUSF20	10
200	200PLUSF20	10
250	250PLUSF20	10
(2) 150	300PLUSF20	10
(2) 200	400PLUSF20	10
500	500PLUSF20	10

ADAPTING MOLDS TO FIT CONDUCTORS

Cables smaller than indicated on mold tag can be welded by using either Wrap Sleeves or Adapter Sleeves



nVent ERICO Cadweld Wrap Sleeve B140A

Cadweld Wrap Sleeve is wrapped around the cable until the diameter is about the same as the cable opening in the mold.



nVent ERICO Cadweld Adapter Sleeves

Cadweld Adapter Sleeves are used to adapt a limited range of smaller size cables to a larger size Cadweld mold.

CADWELD ADAPTER SLEEVES

Cable Size			
Concentric Strand	**Solid**	**Adapter Sleeve Part No.**	**Use in Mold for Stranded**
#12, 14	#10, 12, 14	B1331H	#6
#7, 8, 10	#6, 8	B1331L	#4
#6	#5	B112	#2
#4, 5	#3, 4	B1331V	#2
#3, 4	#2	B1331Y	#1
#2	#1	B1332C	1/0
#1	1/0	B1332G	2/0
1/0, 1	2/0	B1332L	3/0
2/0, 1/0	3/0	B1332Q	4/0

Cadweld Accessories can be of U.S. or non-U.S. origin.



L160
Handle Clamps



T313
Card Cleaning Brush



T314
Cable Cleaning Brush



T321
Rasp



T394
Mold Cleaning Brush



T403
Mold Sealer



T320
Flint Ignitor



PLUSCU2L6
nVent ERICO Cadweld Plus Impulse Exothermic Welding Control Unit



T111
Surefire™ Torch Head



B160V
Chain Support Clamp



B396
Magnetic Handle Clamp



B265
Cable Clamp

nVent ERICO Cadweld Molds

A graphite mold is used for making most nVent connections. nVent molds will generally last an average of 50 or more connections under normal usage.

Price Key and Handle Clamp and/or Frames

Handle clamps are required for most molds. Specialized frames with handles are used on some molds.
The following handle clamps are most widely used.

L160 for all molds having a “C”, “E”, “R” and “Q” mold price key (3" wide molds)
L159 for all molds having a “D”, “F”, “J” and “Z” mold price key (4" wide molds)

Handle Clamps with an “XL” prefix are for use with the Cadweld Exolon system and do not come with a flint igniter.
Mini E-Z Change Clamps for use with mini-welders.

Pictured Below are the Molds and / or Frames and Handles for the Various Price Key Molds:

PRICE KEY MOLDS: A, C, D, F, R, Q, Z, E, J



“A” Price Key Mold
Includes Hold Down Frame



“C”, “D”, “F”, “R”, “Q” and “Z” Price Key Mold L160 or L159
Handle Clamp Required (sold separately)



“E” and “J” Price Key Mold
L160 or L159 Handle Clamp Required (sold separately)

Note: Frame is required in order to make connections with "E" and "J" Price Key Molds.

PRICE KEY MOLDS: Q, Z, 3, 4, M, V

Pro tip: Pro tip: XBQ and XBZ, as well as the XB3 and XB4 molds simplify making cable "X" connections. These are preferred molds as compared to the older XBM and XBV versions.



"Q" and "Z" Price Key Mold
L160 or L159 Handle Clamp Required (sold separately)



"3" and "4" Price Key Mold
Mold L163 or L164
Handle Clamp Required (sold separately)



“M” and “V” Price Key Mold
Includes Frame with Handles

Note: Frame is required in order to make connections with "M" and "V" Price Key Molds.

nVent ERICO Cadweld Molds

PRICE KEY MOLDS: H, G, K, L, T, P, N



"H" Price Key Mold
Includes Hold Down Frame with Handles

Note: Frame is required in order to make connections with "H" Price Key Molds.



"G", "K", and "L" Price Key Mold Includes Frame with Handles

Note: Frame is required in order to make connections with "G", "K" and "L" Price Key Molds.



"T", "P" and "N" Price Key Mold
Includes Mini-EZ Handle Clamp
To order mold only, add an "M" suffix to the part number (for example, SST1TM)

MOLD OPTIONS



SPLIT CRUCIBLE MOLDS

Molds made with a horizontal opening and solid crucible section may be specified as a split crucible type. The advantage of the split crucible mold is easier cleaning.

To order a mold with a split crucible, add an "L" suffix to the mold part number (for example, TAC2G2GL).



WEAR PLATES

Wear Plates reduce mechanical abrasion of molds at cable entry points and help prevent leakage of molten metal (particularly on larger 7 strand conductor). These features prolong mold life.

To order a mold with wear plates, add a "W" suffix to the mold part number (for example, PTC2G2GW).



HEAVY DUTY MOLDS

Heavy Duty (HD) molds are available for making connections to existing ground conductors that may be corroded. HD molds require larger weld metal sizes than traditional molds.

To order a heavy duty mold, add a HD prefix to the mold part number (for example, HDTAC2Q2Q).

Our powerful portfolio of brands:

CADDY ERICO HOFFMAN RAYCHEM SCHROFF TRACER

nVent

nVent.com/ERICO

©2020 nVent. All nVent marks and logos are owned or licensed by nVent Services GmbH or its affiliates. Surefire is a trademark of the Newell Company.
All other trademarks are the property of their respective owners. nVent reserves the right to change specifications without notice.ERICO-CAT-E782C-CADWELDQUICKREF-USEN-2006