

## Single Gang-Nail-On

Steel City®



N1-614



N1-614-R



N1-710



N1-710-M



SN-18



SN-18-FS



RN-18



RN-18-FS



SN-21



SN-21-FS



SN-21-DV



SS-21-DV



RN-21



RN-21-FS



RN-23



RN-23-FS



RS-18



RS-21



RS-23



RDS-30



SNO-18

### Thermoplastic

Cat. No.	Size cu. in.	Feature	Mounting Means	Outside Dim. (in.)			Residential		Mfrd. Housing	Std. Ctn.
				L.	W.	D.	New	Old		
N1-614	12.0	7/32" Offset Wallboard	Reverse Angled Side Nails Tabs	3 1/2	2 7/16	1 13/16			✓	100
N1-614-R	12.0	7/32" Offset	-	3 1/2	2 7/16	1 13/16	✓			100
N1-710	18.0	-	Angled Side Nails	3 3/4	2 1/4	2 11/16	✓			100
N1-710-M	18.0	7/32" Offset Wallboard	Reverse Angled Side Nails	3 3/4	2 1/4	2 11/16			✓	100
SN-18	18.0	-	Angled Side Nails	3 2 1/2	2 5/16	2 13/16	✓			100
SN-18-FS	18.0	Fast Set	Angled Side Nails	3 2 1/2	2 5/16	2 13/16	✓			100
RN-18	18.0	-	Recessed Angled Nails	3 2 1/2	2 5/16	3	✓			100
RN-18-FS	18.0	Fast Set	Recessed Angled Nails	3 2 1/2	2 5/16	3	✓			100
SN-21	20.5	-	Angled Side Nails	3 2 1/2	2 5/16	3 3/16	✓			100
SN-21-FS	20.5	Fast Set	Angled Side Nails	3 2 1/2	2 5/16	3 3/16	✓			100
SN-21-DV	20.5	Dual Voltage	Angled Side Nails	3 5/8	4	3 7/16	✓			50
SS-21-DV	20.5	Dual Voltage	Angled Side Screws	3 5/8	4	3 3/8	✓			50
RN-21	20.5	-	Recessed Angled Nails	3 2 1/2	2 5/16	3 3/8	✓			100
RN-21M	20.5	-	Reverse Angled Side Nails	3 2 1/2	2 5/16	3 3/8			✓	100
RN-21FS	20.5	Fast Set	Recessed Angled Nails	3 2 1/2	2 5/16	3 3/8	✓			100
RN-23	22.5	-	Recessed Angled Nails	3 2 1/2	2 5/16	3 5/8	✓			100
RN-23-FS	22.5	Fast Set	Recessed Angled Nails	3 2 1/2	2 5/16	3 5/8	✓			100
RS-18	18.0	-	Recessed Angled Screws	3 2 1/2	2 5/16	3	✓			100
RS-21	20.5	-	Recessed Angled Screws	3 2 1/2	2 5/16	3 3/8	✓			100
RS-23	22.5	-	Recessed Angled Screws	3 2 1/2	2 5/16	3 3/8	✓			100
RD-30	30.0	Large KO for #6 or #8 cable Suitable for Range & Dryer use.	Recessed Angled Nails	3 1 1/16	2 1/4 opening 3 1/8 overall	3 5/8	✓			50
RDS-30	30.0		Recessed Angled Screws	3 1 1/16		3 5/8	✓			50
SNO-18	18.0	Hinge Closure	Angled Side Nails	4 1/16		1 3/4	✓			100
SNO-18M	18.0	Locating Tab Hinge Closure	Angled Side Nails	-		1 3/4	✓		✓	100

- Permissible for use with 90°C insulated conductors.
- 80°C heat rated material.
- Classified for two hour firewall/fireceiling.

# Union®

## Nonmetallic Union® Boxes



Steel City®



### Steel City® Union® Nonmetallic Boxes & Covers

Since 1919, the Union Box has carried a proud tradition of quality and is the industry standard in nonmetallic boxes. Union Boxes are available in two basic types, phenolic (or hard box) and thermoplastic (a soft style box). Steel City® Union® Boxes feature advanced designs for current applications, such as our new Dual Voltage Box for mounting high and low-voltage in a convenient, cost-saving and professional method. Most boxes are available with both wood and steel stud mounting hardware.

Thomas & Betts continues to listen to contractors and responds to their ever-changing needs. Contact a T&B distributor nearest you to select the right Steel City® Union® product for your requirements.

### Advantages of Steel City® Union® Boxes & Covers

#### New Fire Rating


- Multiple Union® phenolic wall boxes, up to three-gang size, can be installed in the same stud cavity of a shared two-hour wall. They may also face opposite directions, with only a 3" horizontal separation.

#### Unique Plaster Seal

- Phenolic boxes feature an exclusive plaster seal, preventing debris from entering into the receptacle mounting holes.

#### Hard Box Construction on Phenolic Boxes

- Will not sag or deform. Always a square face.



#### Back Nail on 2000 Series Phenolic Boxes

- Permits adjustment of the box depth for any wall thickness.

#### Molded threads on Phenolic and Thermoplastic Boxes

- Molded threads inside the mounting holes that assure high torque and prevent the screw hole from stripping after repeated use.



#### Easy-To-Remove Knockouts

- Union Boxes are designed for fast device mounting, easy cable entry, and easy knockout removal, allowing the electrician to install wiring systems easier and faster.



#### Positive Positioning Guides

- Provide correct placement with common wallboard thicknesses.

Complies with U.L.514C, File No. E11461 UL Firewall R9140.

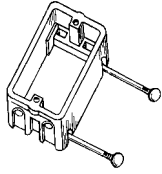


Constructed of phenolic PVC or polycarbonic materials. Phenolic boxes are rated to 150°C and comply with U.L. 514C, File No. E11461, UL Firewall R9140. Thermoplastic Boxes are permissible for use with 90°C insulated conductors, rated for 80°C and classified for two hour firewall/fireceiling.

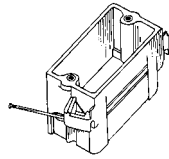
**Thomas & Betts**



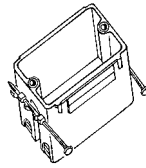
# Nonmetallic Union® Boxes – General Information



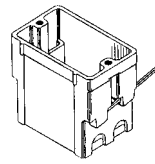
**Bottom Nailed**  
Most widely accepted for universal use



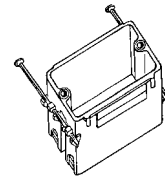
**Compound Angled Nails**  
For easy installation and positioning in limited space



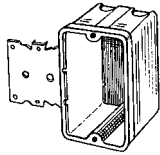
**Reverse Angled Side Nails**  
For use with narrow stud spacing



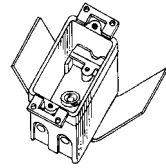
**Recessed Angle Nails**  
For quick positioning on narrow stud spacing



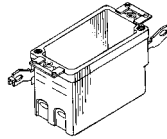
**Angled Side Nails**  
For quick position on narrow stud spacing



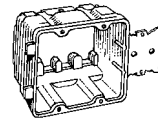
**#5, #7 Offset Brackets**  
For face mount on wood or steel studs



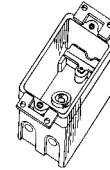
**Ears, #8 Bracket**  
Snap-in bracket secures box to wall



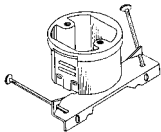
**Ears, #4 Bracket**  
Swing bracket swings into place, secures box to wall



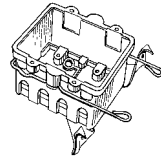
**#738 Offset Bracket**  
With 3/8" offset for face mount on wood or steel studs



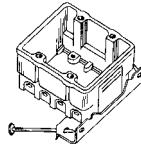
**Ears**  
For screw mounting direct to paneling



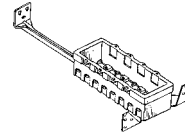
**"N" Bracket**  
Easily positioned for maximum use of box depth



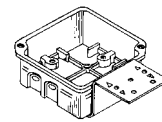
**#2 Bracket**  
Sturdy side mounting bracket, support wire adds rigidity



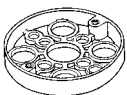
**"R" Bracket**  
Reverse angled nails for use with narrow stud spacing



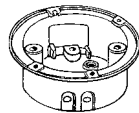
**Side Bracket, Stabilizer Bar**  
Bar extends for rigid installation between studs




**#1 Raised Face Bracket**  
For wood or steel studs, allows for 1/2" mud ring, 1/2" drywall



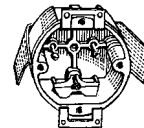
**Nails or Screws**  
Through bottom



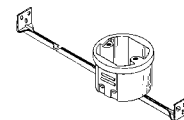
**Screw Mount Flange**  
With flash ring



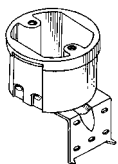
**Compound Angled Side Nails**  
For easy installation and position in limited space



**Screws, #9 Snap-in Bracket**  
Snap-in bracket secures box to wall



**#94, #95 Bar Hangers (16" and 24")**  
For easy installation, exact centering of ceiling boxes



**#3 Bracket**  
Easily positioned for maximum use of box depth



**High Clamp Feature**  
For easy cable entry



**Fast Set Feature**  
For fast device mounting



**Angled Screws**  
For fast mounting on steel stud



**Nonmetallic Clamp**  
For easy cable entry

## Single Gang-Nail-On

Steel City®



N1-614



N1-614-R



N1-710



N1-710-M



SN-18



SN-18-FS



RN-18



RN-18-FS



SN-21



SN-21-FS



SN-21-DV



SS-21-DV




RN-21



RN-21-FS



RN-23



RN-23-FS



RS-18



RS-21



RS-23



RDS-30



SNO-18

### Thermoplastic

Cat. No.	Size cu. in.	Feature	Mounting Means	Outside Dim. (in.)			Residential		Mfrd. Housing	Std. Ctn.
				L.	W.	D.	New	Old		
N1-614	12.0	7/32" Offset Wallboard	Reverse Angled Side Nails Tabs	3 1/2	2 7/16	1 13/16			✓	100
N1-614-R	12.0	7/32" Offset	-	3 1/2	2 7/16	1 13/16	✓			100
N1-710	18.0	-	Angled Side Nails	3 3/4	2 1/4	2 11/16	✓			100
N1-710-M	18.0	7/32" Offset Wallboard	Reverse Angled Side Nails	3 3/4	2 1/4	2 11/16			✓	100
SN-18	18.0	-	Angled Side Nails	3 2 1/32	2 5/16	2 13/16	✓			100
SN-18-FS	18.0	Fast Set	Angled Side Nails	3 2 1/32	2 5/16	2 13/16	✓			100
RN-18	18.0	-	Recessed Angled Nails	3 2 1/32	2 5/16	3	✓			100
RN-18-FS	18.0	Fast Set	Recessed Angled Nails	3 2 1/32	2 5/16	3	✓			100
SN-21	20.5	-	Angled Side Nails	3 2 1/32	2 5/16	3 3/16	✓			100
SN-21-FS	20.5	Fast Set	Angled Side Nails	3 2 1/32	2 5/16	3 3/16	✓			100
SN-21-DV	20.5	Dual Voltage	Angled Side Nails	3 5/8	4	3 7/16	✓			50
SS-21-DV	20.5	Dual Voltage	Angled Side Screws	3 5/8	4	3 3/8	✓			50
RN-21	20.5	-	Recessed Angled Nails	3 2 1/32	2 5/16	3 3/8	✓			100
RN-21M	20.5	-	Reverse Angled Side Nails	3 2 1/32	2 5/16	3 3/8			✓	100
RN-21FS	20.5	Fast Set	Recessed Angled Nails	3 2 1/32	2 5/16	3 3/8	✓			100
RN-23	22.5	-	Recessed Angled Nails	3 2 1/32	2 5/16	3 5/8	✓			100
RN-23-FS	22.5	Fast Set	Recessed Angled Nails	3 2 1/32	2 5/16	3 5/8	✓			100
RS-18	18.0	-	Recessed Angled Screws	3 2 1/32	2 5/16	3	✓			100
RS-21	20.5	-	Recessed Angled Screws	3 2 1/32	2 5/16	3 3/8	✓			100
RS-23	22.5	-	Recessed Angled Screws	3 2 1/32	2 5/16	3 5/8	✓			100
RD-30	30.0	Large KO for #6 or #8 cable Suitable for Range & Dryer use.	Recessed Angled Nails	3 1 1/16	2 1/2 opening 3 1/8 overall	3 5/8	✓			50
RDS-30	30.0		Recessed Angled Screws			3 5/8	✓	50		
SNO-18	18.0	Hinge Closure	Angled Side Nails	4 1/16		1 3/4	✓			100
SNO-18M	18.0	Locating Tab Hinge Closure	Angled Side Nails	-		1 3/4	✓		✓	100

- Permissible for use with 90°C insulated conductors.
- 80°C heat rated material.
- Classified for two hour firewall/fireceiling.

# Union®

## Nonmetallic Union® Boxes



Steel City®



### Steel City® Union® Nonmetallic Boxes & Covers

Since 1919, the Union Box has carried a proud tradition of quality and is the industry standard in nonmetallic boxes. Union Boxes are available in two basic types, phenolic (or hard box) and thermoplastic (a soft style box). Steel City® Union® Boxes feature advanced designs for current applications, such as our new Dual Voltage Box for mounting high and low-voltage in a convenient, cost-saving and professional method. Most boxes are available with both wood and steel stud mounting hardware.

Thomas & Betts continues to listen to contractors and responds to their ever-changing needs. Contact a T&B distributor nearest you to select the right Steel City® Union® product for your requirements.

### Advantages of Steel City® Union® Boxes & Covers

#### New Fire Rating

- Multiple Union® phenolic wall boxes, up to three-gang size, can be installed in the same stud cavity of a shared two-hour wall. They may also face opposite directions, with only a 3" horizontal separation.

#### Unique Plaster Seal

- Phenolic boxes feature an exclusive plaster seal, preventing debris from entering into the receptacle mounting holes.

#### Hard Box Construction on Phenolic Boxes

- Will not sag or deform. Always a square face.



#### Back Nail on 2000 Series Phenolic Boxes

- Permits adjustment of the box depth for any wall thickness.

#### Molded threads on Phenolic and Thermoplastic Boxes

- Molded threads inside the mounting holes that assure high torque and prevent the screw hole from stripping after repeated use.



#### Easy-To-Remove Knockouts

- Union Boxes are designed for fast device mounting, easy cable entry, and easy knockout removal, allowing the electrician to install wiring systems easier and faster.



#### Positive Positioning Guides

- Provide correct placement with common wallboard thicknesses.

Complies with U.L.514C, File No. E11461 UL Firewall R9140.

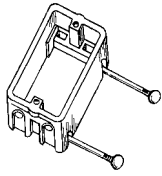


Constructed of phenolic PVC or polycarbonic materials. Phenolic boxes are rated to 150°C and comply with U.L. 514C, File No. E11461, UL Firewall R9140. Thermoplastic Boxes are permissible for use with 90°C insulated conductors, rated for 80°C and classified for two hour firewall/fireceiling.

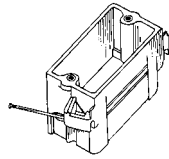
**Thomas & Betts**



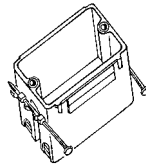
# Nonmetallic Union® Boxes – General Information



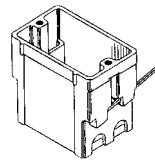
**Bottom Nailed**  
Most widely accepted for universal use



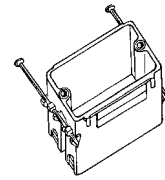
**Compound Angled Nails**  
For easy installation and positioning in limited space



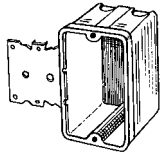
**Reverse Angled Side Nails**  
For use with narrow stud spacing



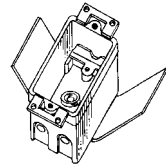
**Recessed Angle Nails**  
For quick positioning on narrow stud spacing



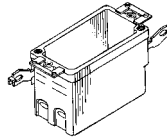
**Angled Side Nails**  
For quick position on narrow stud spacing



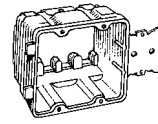
**#5, #7 Offset Brackets**  
For face mount on wood or steel studs



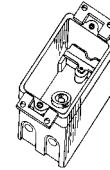
**Ears, #8 Bracket**  
Snap-in bracket secures box to wall



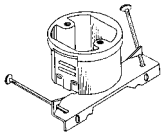
**Ears, #4 Bracket**  
Swing bracket swings into place, secures box to wall



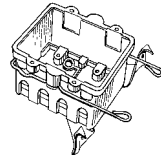
**#738 Offset Bracket**  
With 3/8" offset for face mount on wood or steel studs



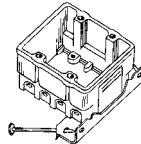
**Ears**  
For screw mounting direct to paneling



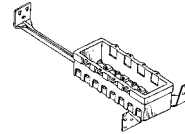
**"N" Bracket**  
Easily positioned for maximum use of box depth



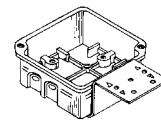
**#2 Bracket**  
Sturdy side mounting bracket, support wire adds rigidity



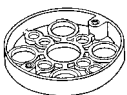
**"R" Bracket**  
Reverse angled nails for use with narrow stud spacing



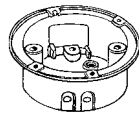
**Side Bracket, Stabilizer Bar**  
Bar extends for rigid installation between studs




**#1 Raised Face Bracket**  
For wood or steel studs, allows for 1/2" mud ring, 1/2" drywall



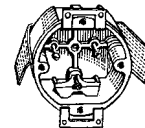
**Nails or Screws Through bottom**



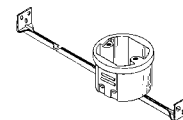
**Screw Mount Flange**  
With flash ring



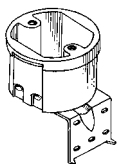
**Compound Angled Side Nails**  
For easy installation and position in limited space



**Screws, #9 Snap-in Bracket**  
Snap-in bracket secures box to wall



**#94, #95 Bar Hangers (16" and 24")**  
For easy installation, exact centering of ceiling boxes



**#3 Bracket**  
Easily positioned for maximum use of box depth



**High Clamp Feature**  
For easy cable entry



**Fast Set Feature**  
For fast device mounting



**Angled Screws**  
For fast mounting on steel stud



**Nonmetallic Clamp**  
For easy cable entry