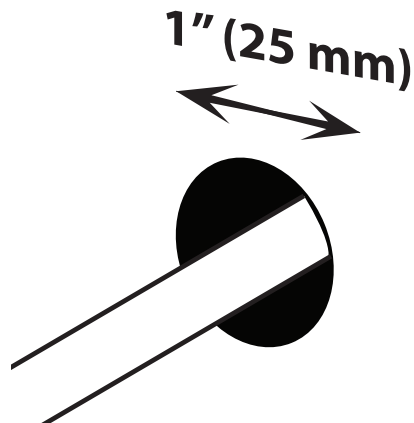


EZ-Firestop Grommet

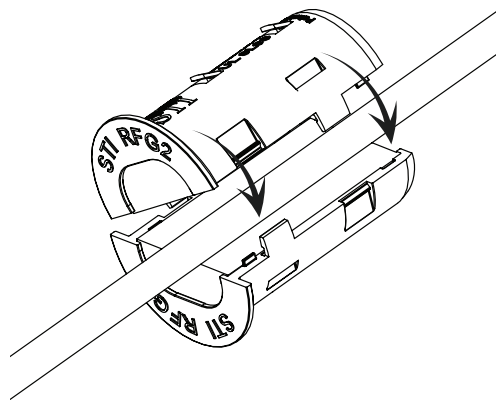
(Part No. RFG2)

1



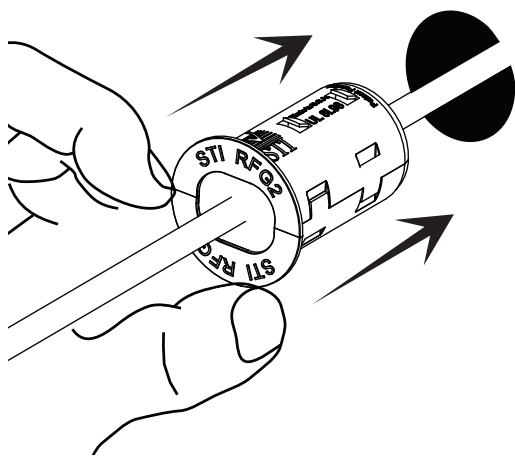
Cut nom. 1" (25 mm) diameter opening into gypsum board wall and run cable(s) through opening.

2

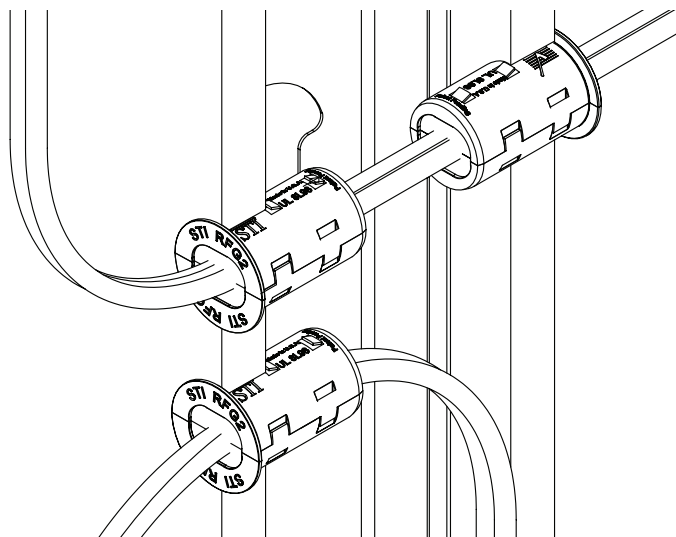


Install grommet halves around cable(s), teeth of grommets interlock securing grommet halves together.

3



Slide grommet down cable(s) into opening until faceplate abuts wall surface.



PATENTED - US 8397452 B2

Note: For more information on firestop installation, refer to ASTM E3157.

