

LED RetroFit 1'x4'



Now, it is easier than ever to save with our 1' x 4' RetroFit family.

The expanded 1'x4' RetroFit family takes modular assembly to another level. All our 1'x4' Retrofits now feature a modular connector that enables our Retrofits to be daisy-chained in longer lengths than ever before. 36 of our 16 Watt single tube products can be linked together and illuminated from one power source. Similarly 18 of our upgraded 32 Watt or 12 of our new 45 Watt products can be linked and powered from one source. They can be connected with either our dual connector or our 8" or 4' cables, giving you extreme layout flexibility.

All the 1'x4' products feature our powerful earth magnets to facilitate positioning while fixturing the products.

Make the simple upgrade and get 7 years of stable quality warrantied lighting from a shatter-proof RetroFit using as little as half the energy of your equivalent fluorescents.

Benefits

- 1 tube & 2 tube models
- 85,000-hour rated life; 7-year warranty
- Installs in minutes
- Universal 120-277V
- Designed to preserve the optical output and aesthetics of your fixture
- Shatterproof; safe for food service applications
- Can RetroFit 4' and 8' fixtures
- Suitable for damp locations

Markets

- Hospitality
- Hospitals
- Offices
- Restaurants
- Retail
- Schools

Applications

- Strip
- Wrap
- Retail Floor
- Corridor Lighting
- Task Area
- Cove Lighting

LITETRONICS®

6969 W. 73rd St.
Bedford Park, IL 60638
www.Litetronics.com

LED Retrofit

1'x4'

Technical Product Information

Average Rated Life: 85,000H¹


Line Frequency: 60Hz

CRI: 83

Power Factor: ≥0.95

Operating Temp: -5° to 95°F

Available by Special Order: 3000K



Part Number Matrix

| XX (product family) | XX (wattage) | X (voltage) | X (connector) | XX (shape) | XX (color temperature) | X (series connect) |
|---------------------|---|--------------|----------------------------------|--------------------|--|--------------------|
| RF = LED Retrofit | 16 = 16 watts 32 = 32 watts 45 = 45 watts | U = 120-277V | Q = QuickConnect H = Hardwire | T1 = 1'x4' Troffer | 35 = 3500K 40 = 4000K 50 = 5000K | C = Connectable |

Product Specifications

| TYPE | WATTS | VOLTS | DESCRIPTION | ORDERING CODE | CCT (K) | RETROFIT LUMENS ³ | LUMINAIRE LUMENS ² | |
|-------------|-------|---------|---------------------------|---------------------------|------------|------------------------------|-------------------------------|-------|
| 1X4, 1-LAMP | 16 | 120-277 | 16W 1X4-1 LED RF QC 3500K | RF16UQT135C | 3500 | 2,200 | 1,725 | |
| | | | 16W 1X4-1 LED RF QC 4000K | RF16UQT140C | 4000 | | | |
| | | | 16W 1X4-1 LED RF QC 5000K | RF16UQT150C | 5000 | | | |
| 1X4, 2-LAMP | 32 | 120-277 | 32W 1X4-2 LED RF HW 3500K | RF32UHT135 | 3500 | 4,400 | 3,450 | |
| | | | 32W 1X4-2 LED RF HW 4000K | RF32UHT140 | 4000 | | | |
| | | | 32W 1X4-2 LED RF HW 5000K | RF32UHT150 | 5000 | | | |
| | | | 32W 1X4-2 LED RF QC 3500K | RF32UQT135C | 3500 | | | |
| | | | 32W 1X4-2 LED RF QC 4000K | RF32UQT140C | 4000 | | | |
| | | | 32W 1X4-2 LED RF QC 5000K | RF32UQT150C | 5000 | | | |
| | 45 | | 120-277 | 45W 1X4-2 LED RF HW 3500K | RF45UHT135 | 3500 | 6,300 | 4,800 |
| | | | | 45W 1X4-2 LED RF HW 4000K | RF45UHT140 | 4000 | | |
| | | | | 45W 1X4-2 LED RF HW 5000K | RF45UHT150 | 5000 | | |
| | | | 45W 1X4-2 LED RF QC 3500K | RF45UQT135C | 3500 | | | |
| | | | 45W 1X4-2 LED RF QC 4000K | RF45UQT140C | 4000 | | | |
| | | | 45W 1X4-2 LED RF QC 5000K | RF45UQT150C | 5000 | | | |

³Production as of 9/1/2016

What's included in the box with LED Retrofit 1x4, 1-Lamp Connectable:

Power Cord with Male & Female Disconnect • 4 Self-tapping Screws • 2 Labels • 1 Snap Bushing • Installation Instructions

What's included in the box with LED Retrofit 1x4, 2-Lamp Connectable:

Magnetic Junction Box • Power Cord with Male & Female Disconnect • 4 Self-tapping Screws • 2 Labels • 1 Snap Bushing • Installation Instructions

What's included in the box with LED Retrofit 1x4, 2-Lamp Hardwire:

Power Cord with Male & Female Disconnect • 4 Self-tapping Screws • 2 Labels • 1 Snap Bushing • 1 Conduit with 14AWG Wires • Installation Instructions

¹ 85,000 hours based on 35°C ambient room temperature

² Based on Photometric testing consistent with IES LM-79 testing; Lumens will vary based on diffuser and fixture




Pat. 8,960,951 B1



LED RetroFit

1'x4' Accessories



| IMAGE | MAX VOLTAGE | CURRENT CAPACITY | WEIGHT RATING | DESCRIPTION | ORDERING CODE | QTY/ CASE | ACCESSORY USE |
|-------|-------------|------------------|---------------|--|---------------|-----------|---|
| A | - | - | 25LBS | RETROFIT SUSPENSION KIT (5FT CABLES) | RFAXPVL5 * | 10 | READY-TO-USE KIT FOR SUSPENDING LED RETROFIT FOR STAND ALONE USE |
| B | 277V | 12A | - | 4'- RETROFIT LAMP TO LAMP EXTENSION-WHITE | RFAC-4FT | 10 | CONNECT 2 RETROFITS TOGETHER WHEN LESS THAN OR EQUAL TO 4' APART |
| C | 277V | 12A | - | 8"- RETROFIT LAMP TO LAMP EXTENSION-WHITE | RFAC-8IN | 10 | CONNECT 2 RETROFITS TOGETHER WHEN LESS THAN OR EQUAL TO 8"APART |
| D | 277V | 12A | - | RETROFIT DUAL CONNECTOR - WHITE | RFAC | 10 | BUTT CONNECT 2 RETROFITS TOGETHER TO CREATE 8' UNIT |
| E | - | - | - | 20MM BI-METAL HOLE SAW INCLUDING ARBOR - WHITE | RFAHS-20 | 1 | DRILL A 20MM HOLE THROUGH METAL FOR ELECTRICAL WIRING OF RETROFIT |

* RetroFit Suspension Kit includes 2 of each V-hooks, cables(5ft) with loops and cable locks

Accessories Compatible with LED RetroFits

Non-Dimming Models:

- RF16UQT1XXC
- RF32UQT1XXC
- RF32UHT1XX
- RF45UQT1XXC
- RF45UHT1XX



LED RetroFit 1'x4'



Now, it is easier than ever to save with our 1' x 4' RetroFit family.

The expanded 1'x4' RetroFit family takes modular assembly to another level. All our 1'x4' Retrofits now feature a modular connector that enables our Retrofits to be daisy-chained in longer lengths than ever before. 36 of our 16 Watt single tube products can be linked together and illuminated from one power source. Similarly 18 of our upgraded 32 Watt or 12 of our new 45 Watt products can be linked and powered from one source. They can be connected with either our dual connector or our 8" or 4' cables, giving you extreme layout flexibility.

All the 1'x4' products feature our powerful earth magnets to facilitate positioning while fixturing the products.

Make the simple upgrade and get 7 years of stable quality warrantied lighting from a shatter-proof RetroFit using as little as half the energy of your equivalent fluorescents.

Benefits

- 1 tube & 2 tube models
- 85,000-hour rated life; 7-year warranty
- Installs in minutes
- Universal 120-277V
- Designed to preserve the optical output and aesthetics of your fixture
- Shatterproof; safe for food service applications
- Can RetroFit 4' and 8' fixtures
- Suitable for damp locations

Markets

- Hospitality
- Hospitals
- Offices
- Restaurants
- Retail
- Schools

Applications

- Strip
- Wrap
- Retail Floor
- Corridor Lighting
- Task Area
- Cove Lighting

LITETRONICS®

6969 W. 73rd St.
Bedford Park, IL 60638
www.Litetronics.com

LED Retrofit

1'x4'

Technical Product Information

Average Rated Life: 85,000H¹


Line Frequency: 60Hz

CRI: 83

Power Factor: ≥0.95

Operating Temp: -5° to 95°F

Available by Special Order: 3000K



Part Number Matrix

| XX (product family) | XX (wattage) | X (voltage) | X (connector) | XX (shape) | XX (color temperature) | X (series connect) |
|---------------------|---|--------------|----------------------------------|--------------------|--|--------------------|
| RF = LED Retrofit | 16 = 16 watts 32 = 32 watts 45 = 45 watts | U = 120-277V | Q = QuickConnect H = Hardwire | T1 = 1'x4' Troffer | 35 = 3500K 40 = 4000K 50 = 5000K | C = Connectable |

Product Specifications

| TYPE | WATTS | VOLTS | DESCRIPTION | ORDERING CODE | CCT (K) | RETROFIT LUMENS ³ | LUMINAIRE LUMENS ² | |
|-------------|-------|---------|---------------------------|---------------------------|------------|------------------------------|-------------------------------|-------|
| 1X4, 1-LAMP | 16 | 120-277 | 16W 1X4-1 LED RF QC 3500K | RF16UQT135C | 3500 | 2,200 | 1,725 | |
| | | | 16W 1X4-1 LED RF QC 4000K | RF16UQT140C | 4000 | | | |
| | | | 16W 1X4-1 LED RF QC 5000K | RF16UQT150C | 5000 | | | |
| 1X4, 2-LAMP | 32 | 120-277 | 32W 1X4-2 LED RF HW 3500K | RF32UHT135 | 3500 | 4,400 | 3,450 | |
| | | | 32W 1X4-2 LED RF HW 4000K | RF32UHT140 | 4000 | | | |
| | | | 32W 1X4-2 LED RF HW 5000K | RF32UHT150 | 5000 | | | |
| | | | 32W 1X4-2 LED RF QC 3500K | RF32UQT135C | 3500 | | | |
| | | | 32W 1X4-2 LED RF QC 4000K | RF32UQT140C | 4000 | | | |
| | | | 32W 1X4-2 LED RF QC 5000K | RF32UQT150C | 5000 | | | |
| | 45 | | 120-277 | 45W 1X4-2 LED RF HW 3500K | RF45UHT135 | 3500 | 6,300 | 4,800 |
| | | | | 45W 1X4-2 LED RF HW 4000K | RF45UHT140 | 4000 | | |
| | | | | 45W 1X4-2 LED RF HW 5000K | RF45UHT150 | 5000 | | |
| | | | 45W 1X4-2 LED RF QC 3500K | RF45UQT135C | 3500 | | | |
| | | | 45W 1X4-2 LED RF QC 4000K | RF45UQT140C | 4000 | | | |
| | | | 45W 1X4-2 LED RF QC 5000K | RF45UQT150C | 5000 | | | |

³Production as of 9/1/2016

What's included in the box with LED Retrofit 1x4, 1-Lamp Connectable:

Power Cord with Male & Female Disconnect • 4 Self-tapping Screws • 2 Labels • 1 Snap Bushing • Installation Instructions

What's included in the box with LED Retrofit 1x4, 2-Lamp Connectable:

Magnetic Junction Box • Power Cord with Male & Female Disconnect • 4 Self-tapping Screws • 2 Labels • 1 Snap Bushing • Installation Instructions

What's included in the box with LED Retrofit 1x4, 2-Lamp Hardwire:

Power Cord with Male & Female Disconnect • 4 Self-tapping Screws • 2 Labels • 1 Snap Bushing • 1 Conduit with 14AWG Wires • Installation Instructions

¹ 85,000 hours based on 35°C ambient room temperature

² Based on Photometric testing consistent with IES LM-79 testing; Lumens will vary based on diffuser and fixture



Pat. 8,960,951 B1



LED RetroFit

1'x4' Accessories



| IMAGE | MAX VOLTAGE | CURRENT CAPACITY | WEIGHT RATING | DESCRIPTION | ORDERING CODE | QTY/ CASE | ACCESSORY USE |
|-------|-------------|------------------|---------------|--|---------------|-----------|---|
| A | - | - | 25LBS | RETROFIT SUSPENSION KIT (5FT CABLES) | RFAXPVL5 * | 10 | READY-TO-USE KIT FOR SUSPENDING LED RETROFIT FOR STAND ALONE USE |
| B | 277V | 12A | - | 4'- RETROFIT LAMP TO LAMP EXTENSION-WHITE | RFAC-4FT | 10 | CONNECT 2 RETROFITS TOGETHER WHEN LESS THAN OR EQUAL TO 4' APART |
| C | 277V | 12A | - | 8"- RETROFIT LAMP TO LAMP EXTENSION-WHITE | RFAC-8IN | 10 | CONNECT 2 RETROFITS TOGETHER WHEN LESS THAN OR EQUAL TO 8"APART |
| D | 277V | 12A | - | RETROFIT DUAL CONNECTOR - WHITE | RFAC | 10 | BUTT CONNECT 2 RETROFITS TOGETHER TO CREATE 8' UNIT |
| E | - | - | - | 20MM BI-METAL HOLE SAW INCLUDING ARBOR - WHITE | RFAHS-20 | 1 | DRILL A 20MM HOLE THROUGH METAL FOR ELECTRICAL WIRING OF RETROFIT |

* RetroFit Suspension Kit includes 2 of each V-hooks, cables(5ft) with loops and cable locks

Accessories Compatible with LED RetroFits

Non-Dimming Models:

- RF16UQT1XXC
- RF32UQT1XXC
- RF32UHT1XX
- RF45UQT1XXC
- RF45UHT1XX

