



Catalog Number
Notes
Type

Contractor Select™

QTE LED

Floodlights

The QTE LED floodlight is ideal to replace up to 500W Quartz Halogen lamps, and comes with knuckle or yoke mount options. This is an extremely cost effective solution, great for illuminating yards, driveways, signage, patios, warehouses as well as for security applications.

FEATURES:

- Replaces up to 500W Quartz Halogen or 250W Metal Halide, saves 85% energy
- Knuckle and yoke mount options available, good for ground mount as well!
- Cost effective and energy efficient, payback within one year



Catalog Number	UPC	Description	Replaces Up To	Lumens	Input Watts	CCT	Voltage	Finish	Pallet Qty
QTE LED P1 40K 120 THK DDB M2	191848090787	FLOODLIGHTS	150W HALOGEN	2,500	25W	4000K	120V	DARK BRONZE	163



Specifications

INTENDED USE:

QTE LED is suitable for replacing up to 500W Quartz Halogen or 250W Metal Halide. It is ideal for landscape, signage, and general purpose lighting in commercial and residential applications.

CONSTRUCTION:

Die-cast aluminum housing has integral heat sink fins to optimize thermal management. Rated for -40°C to 40°C ambient temperature. Tempered glass lens is fully gasketed.

Available with knuckle and yoke mount.

FINISH:

Durable powder coat finish for protection from corrosion and weathering. Available in dark bronze.

ELECTRICAL:

LEDs are directly coupled to the housing to maximize heat dissipation and lifespan (L70 / 50,000 hrs). 6kV surge protection. Luminaire is capable of being dimmed by adding an approved external phase dimming device.

INSTALLATION

Mounts easily to junction box or under building cove. Suitable for ground mount applications.

LISTINGS:

UL Certified to US and Canadian safety standards. Wet location listed.

DesignLights Consortium® (DLC) qualified product. Not all versions of this product may be DLC qualified. Please check the DLC Qualified Products List at www.designlights.org/QPL to confirm which versions are qualified.

WARRANTY:

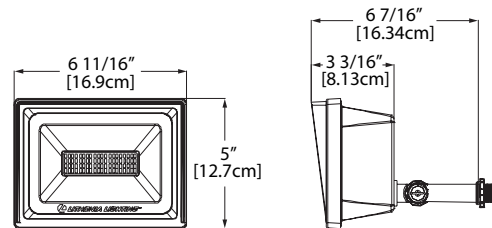
5-year limited warranty. This is the only warranty provided and no other statements in this specification sheet create any warranty of any kind. All other express and implied warranties are disclaimed. Complete warranty terms located at: www.acuitybrands.com/support/warranty/terms-and-conditions

Note: Actual performance may differ as a result of end-user environment and application. All values are design or typical values, measured under laboratory conditions at 25 °C. Specifications subject to change without notice.

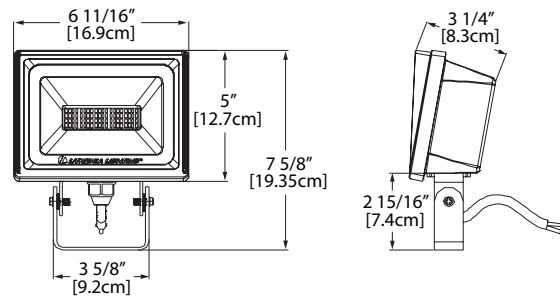
Dimensions

All dimensions are inches (centimeters) unless otherwise indicated.

QTE P1



QTE P1





Catalog Number
Notes
Type

Contractor Select™

QTE LED

Floodlights

The QTE LED floodlight is ideal to replace up to 500W Quartz Halogen lamps, and comes with knuckle or yoke mount options. This is an extremely cost effective solution, great for illuminating yards, driveways, signage, patios, warehouses as well as for security applications.

FEATURES:

- Replaces up to 500W Quartz Halogen or 250W Metal Halide, saves 85% energy
- Knuckle and yoke mount options available, good for ground mount as well!
- Cost effective and energy efficient, payback within one year



Catalog Number	UPC	Description	Replaces Up To	Lumens	Input Watts	CCT	Voltage	Finish	Pallet Qty
QTE LED P1 40K 120 THK DDB M2	191848090787	FLOODLIGHTS	150W HALOGEN	2,500	25W	4000K	120V	DARK BRONZE	163



Specifications

INTENDED USE:

QTE LED is suitable for replacing up to 500W Quartz Halogen or 250W Metal Halide. It is ideal for landscape, signage, and general purpose lighting in commercial and residential applications.

CONSTRUCTION:

Die-cast aluminum housing has integral heat sink fins to optimize thermal management. Rated for -40°C to 40°C ambient temperature. Tempered glass lens is fully gasketed.

Available with knuckle and yoke mount.

FINISH:

Durable powder coat finish for protection from corrosion and weathering. Available in dark bronze.

ELECTRICAL:

LEDs are directly coupled to the housing to maximize heat dissipation and lifespan (L70 / 50,000 hrs). 6kV surge protection. Luminaire is capable of being dimmed by adding an approved external phase dimming device.

INSTALLATION

Mounts easily to junction box or under building cove. Suitable for ground mount applications.

LISTINGS:

UL Certified to US and Canadian safety standards. Wet location listed.

DesignLights Consortium® (DLC) qualified product. Not all versions of this product may be DLC qualified. Please check the DLC Qualified Products List at www.designlights.org/QPL to confirm which versions are qualified.

WARRANTY:

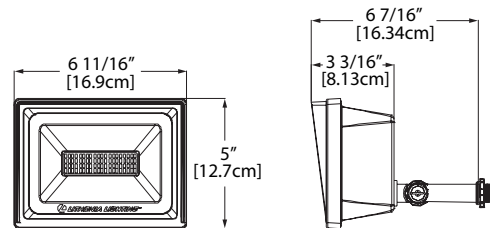
5-year limited warranty. This is the only warranty provided and no other statements in this specification sheet create any warranty of any kind. All other express and implied warranties are disclaimed. Complete warranty terms located at: www.acuitybrands.com/support/warranty/terms-and-conditions

Note: Actual performance may differ as a result of end-user environment and application. All values are design or typical values, measured under laboratory conditions at 25 °C. Specifications subject to change without notice.

Dimensions

All dimensions are inches (centimeters) unless otherwise indicated.

QTE P1



QTE P1

