



Conduit Bodies and Covers for General Service Locations

Description:

Plasti-Bond REDH₂OT conduit bodies with covers are offered in Form 8 and Form 7 styles, each with numerous configurations to provide a complete coated conduit system. May be used to make 90° bends, for pull outlets, to provide for taps or splices, to act as a mounting outlet for wiring devices or lighting fixtures, etc. Form 8 style fittings 1/2" – 4" have an integral V-Seal gasket for superior corrosion protection. Electrical continuity of the conduit system is maintained across assembled joints.

Features:

- 40 mil gray PVC exterior coating
- 2 mil red urethane interior coating
- 10 trade sizes from 1/2" through 4"
- Sealing sleeves on all conduit openings
- Form 7 style cover uses retained stainless steel screw and wedge clip design
- Form 8 style cover uses plastic encapsulated stainless steel screws with retainers built into covers for trade sizes 1/2" through 2"
- Integral V-Seal gasket on Form 8 style, sizes 1/2" through 4"

Standards:

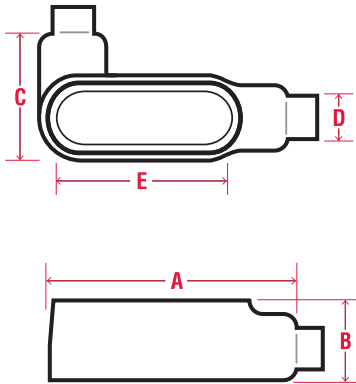
Steel and Aluminum

- UL 514A, 514D (E231035)
 - CSA C22.2 No. 18, CSA C22.2 No. 42
- #### Form 8 & Mark 9 Fittings – 1/2" – 4"
- IEC IP69
 - UL Type 4X

Note: Form 7 fittings are not available with encapsulated screws.

All cover screws are stainless steel.

Conduit Bodies Technical Data



LL FORM 7

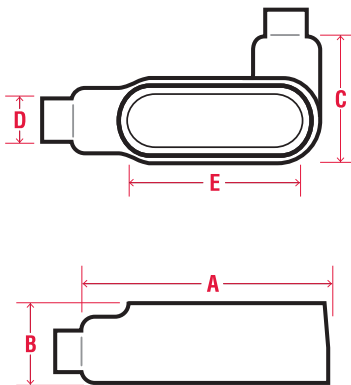
PIPE SIZE	FERROUS CATALOG #	NOMINAL WEIGHT	A	B	C	D	E	ALUMINUM CATALOG #
1/2"	PRL17	1.2	4.60	1.42	2.29	0.94	3.19	PRL17SA
3/4"	PRL27	1.6	5.23	1.67	2.48	1.13	3.81	PRL27SA
1"	PRL37	2.1	6.04	1.92	2.79	1.38	4.50	PRL37SA
1-1/4"	PRL47	3.0	6.54	2.35	3.23	1.75	5.00	PRL47SA
1-1/2"	PRL57	4.1	7.17	2.60	3.60	1.94	5.44	PRL57SA
2"	PRL67	5.7	8.17	3.17	4.17	2.44	6.38	PRL67SA
2-1/2"	PRL777	10.0	10.54	3.67	5.79	3.56	8.38	PRL777SA
3"	PRL87	12.7	10.54	4.42	5.79	3.56	8.38	PRL87SA
3-1/2"	PRL97	19.0	12.73	4.92	6.98	4.50	10.25	PRL97SA
4"	PRL107	19.0	12.73	5.42	6.98	4.50	10.25	PRL107SA

LL FORM 8

PIPE SIZE	FERROUS CATALOG #	NOMINAL WEIGHT	A	B	C	D	E
1/2"	PRHLL18	1.4	4.98	1.48	2.20	1.00	3.31
3/4"	PRHLL28	2.1	5.60	1.73	2.35	1.19	3.94
1"	PRHLL38	2.6	6.51	1.98	2.67	1.38	4.56
1-1/4"	PRHLL448	4.2	7.61	2.42	3.20	1.75	5.31
1-1/2"	PRHLL58	6.2	9.17	2.82	4.04	2.13	6.50
2"	PRHLL68	10.5	11.04	3.60	5.04	3.00	8.56
2-1/2"	PRL78	19.0	13.98	4.48	6.73	4.25	10.88
3"	PRL888	21.5	13.98	4.85	6.73	4.25	10.88

LL MARK 9

PIPE SIZE	NOMINAL WEIGHT	A	B	C	D	E	ALUMINUM CATALOG #
1/2"	1.4	4.63	1.42	2.17	1.19	3.31	PRL19
3/4"	2.1	5.29	1.67	2.42	1.38	3.94	PRL29
1"	2.6	6.13	1.92	2.67	1.50	4.56	PRL39
1-1/4"	4.2	7.07	2.54	3.13	1.94	5.31	PRL49
1-1/2"	6.2	7.79	2.79	3.48	2.25	6.00	PRL59
2"	10.5	10.07	3.48	4.17	2.88	8.06	PRL69
2-1/2"	19.0	13.98	4.48	6.73	4.25	10.88	PRL789
3"	21.5	13.98	4.85	6.73	4.25	10.88	PRL889
3-1/2"	21.5	16.92	5.73	8.17	5.44	13.44	PRL989
4"	24.5	16.92	5.98	8.17	5.44	13.44	PRL1089



LR FORM 7

PIPE SIZE	FERROUS CATALOG #	NOMINAL WEIGHT	A	B	C	D	E	ALUMINUM CATALOG #
1/2"	PRLR17	1.2	4.60	1.42	2.29	0.94	3.19	PRLR17SA
3/4"	PRLR27	1.6	5.23	1.67	2.48	1.13	3.81	PRLR27SA
1"	PRLR37	2.1	6.04	1.92	2.79	1.38	4.50	PRLR37SA
1-1/4"	PRLR47	3.0	6.54	2.35	3.23	1.75	5.00	PRLR47SA
1-1/2"	PRLR57	4.1	7.17	2.60	3.60	1.94	5.44	PRLR57SA
2"	PRLR67	5.7	8.17	3.17	4.17	2.44	6.38	PRLR67SA
2-1/2"	PRLR777	10.0	10.54	3.67	5.79	3.56	8.38	PRLR777SA
3"	PRLR87	12.7	10.54	4.42	5.79	3.56	8.38	PRLR87SA
3-1/2"	PRLR97	19.0	12.73	4.92	6.98	4.50	10.25	PRLR97SA
4"	PRLR107	19.0	12.73	5.42	6.98	4.50	10.25	PRLR107SA

LR FORM 8

PIPE SIZE	FERROUS CATALOG #	NOMINAL WEIGHT	A	B	C	D	E
1/2"	PRHLR18	1.4	4.98	1.48	2.20	1.00	3.31
3/4"	PRHLR28	2.1	5.60	1.73	2.35	1.19	3.94
1"	PRHLR38	2.6	6.51	1.98	2.67	1.38	4.56
1-1/4"	PRHLR448	4.5	7.61	2.42	3.20	1.75	5.31
1-1/2"	PRHLR58	6.2	9.17	2.82	4.04	2.13	6.50
2"	PRHLR68	10.7	11.04	3.60	5.04	3.00	8.56
2-1/2"	PRLR78	17.7	13.98	4.48	6.73	4.25	10.88
3"	PRLR888	18.0	13.98	4.85	6.73	4.25	10.88

LR MARK 9

PIPE SIZE	NOMINAL WEIGHT	A	B	C	D	E	ALUMINUM CATALOG #
1/2"	1.4	4.63	1.42	2.17	1.19	3.31	PRLR19
3/4"	2.1	5.29	1.67	2.42	1.38	3.94	PRLR29
1"	2.6	6.13	1.92	2.67	1.50	4.56	PRLR39
1-1/4"	4.5	7.07	2.54	3.13	1.94	5.31	PRLR49
1-1/2"	6.2	7.79	2.79	3.48	2.25	6.00	PRLR59
2"	10.7	10.07	3.48	4.17	2.88	8.06	PRLR69
2-1/2"	17.7	13.98	4.48	6.73	4.25	10.88	PRLR789
3"	18.0	13.98	4.85	6.73	4.25	10.88	PRLR889
3-1/2"	21.0	16.92	5.73	8.17	5.44	13.44	PRLR989
4"	24.0	16.92	5.98	8.17	5.44	13.44	PRLR1089



Conduit Bodies and Covers for General Service Locations

Description:

Plasti-Bond REDH₂OT conduit bodies with covers are offered in Form 8 and Form 7 styles, each with numerous configurations to provide a complete coated conduit system. May be used to make 90° bends, for pull outlets, to provide for taps or splices, to act as a mounting outlet for wiring devices or lighting fixtures, etc. Form 8 style fittings 1/2" – 4" have an integral V-Seal gasket for superior corrosion protection. Electrical continuity of the conduit system is maintained across assembled joints.

Features:

- 40 mil gray PVC exterior coating
- 2 mil red urethane interior coating
- 10 trade sizes from 1/2" through 4"
- Sealing sleeves on all conduit openings
- Form 7 style cover uses retained stainless screw and wedge clip design
- Form 8 style cover uses plastic encapsulated stainless steel screws with retainers built into covers for trade sizes 1/2" through 2"
- Integral V-Seal gasket on Form 8 style, sizes 1/2" through 4"

Standards:

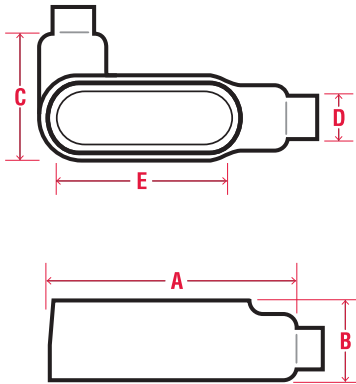
Steel and Aluminum

- UL 514A, 514D (E231035)
 - CSA C22.2 No. 18, CSA C22.2 No. 42
- #### Form 8 & Mark 9 Fittings – 1/2" – 4"
- IEC IP69
 - UL Type 4X

Note: Form 7 fittings are not available with encapsulated screws.

All cover screws are stainless steel.

Conduit Bodies Technical Data



LL FORM 7

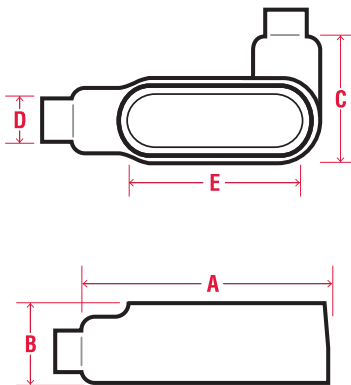
PIPE SIZE	FERROUS CATALOG #	NOMINAL WEIGHT	A	B	C	D	E	ALUMINUM CATALOG #
1/2"	PRL17	1.2	4.60	1.42	2.29	0.94	3.19	PRL17SA
3/4"	PRL27	1.6	5.23	1.67	2.48	1.13	3.81	PRL27SA
1"	PRL37	2.1	6.04	1.92	2.79	1.38	4.50	PRL37SA
1-1/4"	PRL47	3.0	6.54	2.35	3.23	1.75	5.00	PRL47SA
1-1/2"	PRL57	4.1	7.17	2.60	3.60	1.94	5.44	PRL57SA
2"	PRL67	5.7	8.17	3.17	4.17	2.44	6.38	PRL67SA
2-1/2"	PRL777	10.0	10.54	3.67	5.79	3.56	8.38	PRL777SA
3"	PRL87	12.7	10.54	4.42	5.79	3.56	8.38	PRL87SA
3-1/2"	PRL97	19.0	12.73	4.92	6.98	4.50	10.25	PRL97SA
4"	PRL107	19.0	12.73	5.42	6.98	4.50	10.25	PRL107SA

LL FORM 8

PIPE SIZE	FERROUS CATALOG #	NOMINAL WEIGHT	A	B	C	D	E
1/2"	PRHLL18	1.4	4.98	1.48	2.20	1.00	3.31
3/4"	PRHLL28	2.1	5.60	1.73	2.35	1.19	3.94
1"	PRHLL38	2.6	6.51	1.98	2.67	1.38	4.56
1-1/4"	PRHLL448	4.2	7.61	2.42	3.20	1.75	5.31
1-1/2"	PRHLL58	6.2	9.17	2.82	4.04	2.13	6.50
2"	PRHLL68	10.5	11.04	3.60	5.04	3.00	8.56
2-1/2"	PRL78	19.0	13.98	4.48	6.73	4.25	10.88
3"	PRL888	21.5	13.98	4.85	6.73	4.25	10.88

LL MARK 9

PIPE SIZE	NOMINAL WEIGHT	A	B	C	D	E	ALUMINUM CATALOG #
1/2"	1.4	4.63	1.42	2.17	1.19	3.31	PRL19
3/4"	2.1	5.29	1.67	2.42	1.38	3.94	PRL29
1"	2.6	6.13	1.92	2.67	1.50	4.56	PRL39
1-1/4"	4.2	7.07	2.54	3.13	1.94	5.31	PRL49
1-1/2"	6.2	7.79	2.79	3.48	2.25	6.00	PRL59
2"	10.5	10.07	3.48	4.17	2.88	8.06	PRL69
2-1/2"	19.0	13.98	4.48	6.73	4.25	10.88	PRL789
3"	21.5	13.98	4.85	6.73	4.25	10.88	PRL889
3-1/2"	21.5	16.92	5.73	8.17	5.44	13.44	PRL989
4"	24.5	16.92	5.98	8.17	5.44	13.44	PRL1089



LR FORM 7

PIPE SIZE	FERROUS CATALOG #	NOMINAL WEIGHT	A	B	C	D	E	ALUMINUM CATALOG #
1/2"	PRLR17	1.2	4.60	1.42	2.29	0.94	3.19	PRLR17SA
3/4"	PRLR27	1.6	5.23	1.67	2.48	1.13	3.81	PRLR27SA
1"	PRLR37	2.1	6.04	1.92	2.79	1.38	4.50	PRLR37SA
1-1/4"	PRLR47	3.0	6.54	2.35	3.23	1.75	5.00	PRLR47SA
1-1/2"	PRLR57	4.1	7.17	2.60	3.60	1.94	5.44	PRLR57SA
2"	PRLR67	5.7	8.17	3.17	4.17	2.44	6.38	PRLR67SA
2-1/2"	PRLR777	10.0	10.54	3.67	5.79	3.56	8.38	PRLR777SA
3"	PRLR87	12.7	10.54	4.42	5.79	3.56	8.38	PRLR87SA
3-1/2"	PRLR97	19.0	12.73	4.92	6.98	4.50	10.25	PRLR97SA
4"	PRLR107	19.0	12.73	5.42	6.98	4.50	10.25	PRLR107SA

LR FORM 8

PIPE SIZE	FERROUS CATALOG #	NOMINAL WEIGHT	A	B	C	D	E
1/2"	PRHLR18	1.4	4.98	1.48	2.20	1.00	3.31
3/4"	PRHLR28	2.1	5.60	1.73	2.35	1.19	3.94
1"	PRHLR38	2.6	6.51	1.98	2.67	1.38	4.56
1-1/4"	PRHLR448	4.5	7.61	2.42	3.20	1.75	5.31
1-1/2"	PRHLR58	6.2	9.17	2.82	4.04	2.13	6.50
2"	PRHLR68	10.7	11.04	3.60	5.04	3.00	8.56
2-1/2"	PRLR78	17.7	13.98	4.48	6.73	4.25	10.88
3"	PRLR888	18.0	13.98	4.85	6.73	4.25	10.88

LR MARK 9

PIPE SIZE	NOMINAL WEIGHT	A	B	C	D	E	ALUMINUM CATALOG #
1/2"	1.4	4.63	1.42	2.17	1.19	3.31	PRLR19
3/4"	2.1	5.29	1.67	2.42	1.38	3.94	PRLR29
1"	2.6	6.13	1.92	2.67	1.50	4.56	PRLR39
1-1/4"	4.5	7.07	2.54	3.13	1.94	5.31	PRLR49
1-1/2"	6.2	7.79	2.79	3.48	2.25	6.00	PRLR59
2"	10.7	10.07	3.48	4.17	2.88	8.06	PRLR69
2-1/2"	17.7	13.98	4.48	6.73	4.25	10.88	PRLR789
3"	18.0	13.98	4.85	6.73	4.25	10.88	PRLR889
3-1/2"	21.0	16.92	5.73	8.17	5.44	13.44	PRLR989
4"	24.0	16.92	5.98	8.17	5.44	13.44	PRLR1089