

# Klein Pliers

---

Klein specializes in the making of the world's finest pliers... pliers that professionals have trusted for more than 160 years. Klein pliers feel right and work right. They are job-matched for every kind of work you do; designed and built with exceptional quality standards in a tradition that dates back to 1857.



For Professionals...  
Since 1857™

## Introduction – Pliers

### Klein Quality

Klein pliers are made of the finest U.S. steel alloy. Forged, precision machined, hardened, and carefully tempered for maximum strength, Klein pliers provide exceptional performance and durability.

All pliers mating surfaces and dimensions are precision machined and hot riveted for uniformly smooth opening and closing action. Cutting knives are manufactured for long-lasting edges and are designed to perfectly align and meet according to the way each is used.

Side-cutting and long-nose pliers with side cutters have knives that meet at the hinge first and then meet at least one-half of the knife length. Diagonal-cutting pliers meet at the tip first and then meet at least one-half of the knife length.

These precise knife-closing designs increase knife life and facilitate resharpening.

Klein pliers are individually adjusted to meet performance standards far exceeding application requirements – ensuring that nothing less than outstanding quality ever carries the Klein name.

### Using Pliers

A professional knows all the rules about using pliers, but a review of the following points may help you recall any you may have forgotten.

- 1. Never use pliers to do another tool's job.** Pliers should not be used as a hammer or pry tool or a wrench. Using pliers instead of the proper tools risks damaging the work, damaging yourself, and losing time.
- 2. Never push pliers beyond their capacity.** Bending stiff wire with light pliers or the tip of needle-nose pliers can spring or break them. Use a stronger, blunt-nose pliers. When you need greater leverage, use pliers with greater leverage. Don't extend the length of the pliers handles. Bolts should be cut with a bolt cutter, and large cable with a cable cutter.
- 3. Never expose pliers to excessive heat.** Direct flame on metal can ruin the tool. Cutting pliers are especially vulnerable to high, direct heat.
- 4. Never cut hardened wire with ordinary pliers.** Pliers should not be used for cutting hardened wire unless they are specifically recommended for this use.
- 5. Never rock pliers from side to side when cutting wire...and never bend the wire back and forth against the cutting knives.** Either practice can dull or nick the cutting

edges. Cut wire at a right angle only. If it won't cut readily, the knives may need sharpening, or you may need pliers with greater leverage.

**6. Never cut any wire or metal unless your eyes are protected.** Goggles or other protective devices are an absolute must. Don't take shortcuts. Operate safely...the professional way.

**7. Never cut any wire or metal unless your fellow workers' eyes are also protected.** The wire that doesn't get you may get someone else. Think about the "other guy" as well as yourself.

**8. Never depend on plastic-dipped handles to insulate you from electricity.** Plastic-dipped and Journeyman™ handles are intended for comfort and a firmer grip only. They are not intended for protection against electric shock. Never use any pliers or cutting tools on live electrical circuits. Only use insulated tools that are marked with the official international 1000-volt rating symbol if there is any chance that the tool will make contact with an energized source.

### Pliers Catalog Number Prefixes/Suffixes

"D" (Prefix) – Indicates the pliers have plastic-dipped handles for comfort, NOT for protection against electrical shock.

"HD" (Prefix) – Indicates the pliers have heavy-duty plastic-dipped handles to provide an extra level of user comfort, NOT for protection against electrical shock.

"J" (Prefix) – Indicates the pliers have State-of-the-art dual material molded Journeyman™ handles for a softer, more comfortable grip on the outer surface and a harder, more durable grip on the inner surface and handle ends, NOT for protection against electrical shock.

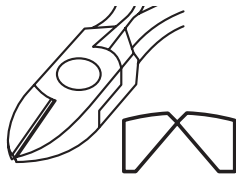
"C" (Suffix) – Indicates the pliers have a coil spring in the handles for self-opening action.

### Pliers Cutting Edges

Knife-edge descriptions refer to the angle of the outside cutting edges of the knives when fully closed.

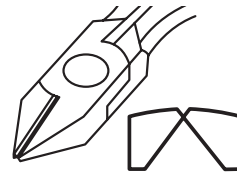
#### Standard Cutting Edges

Cuts hard wire. Found on all Klein side-cutters, long-nose, and on most diagonal-cutting pliers.



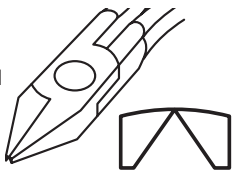
#### Semi-Flush Cutting Edges

Closely cuts medium wire. Found on select diagonal-cutting pliers.



#### Full-Flush Cutting Edges

Close, flat cutting of soft wire only. Found on select diagonal-cutting pliers.





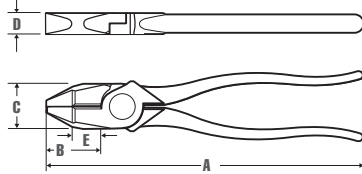
## Introduction – Pliers

### Pliers Dimensions

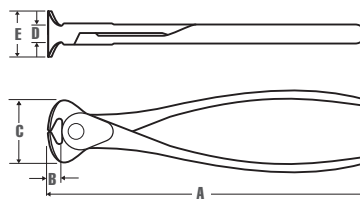
All Klein pliers are listed with necessary dimensions in both inches and millimeters. The following drawings of six basic types of pliers are keyed by letter to the dimensions given for each pliers listed. All dimensions are subject to commercial tolerances.

<b>A</b> – Overall Length	<b>D</b> – Jaw Thickness
<b>B</b> – Jaw Length	<b>E</b> – Knife Length
<b>C</b> – Jaw Width	<b>F</b> – Point Thickness

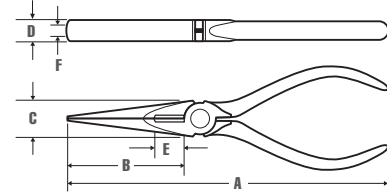
#### 1. Side-Cutting Pliers



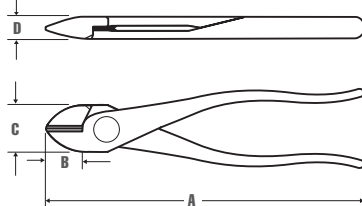
#### 3. End Cutting Pliers



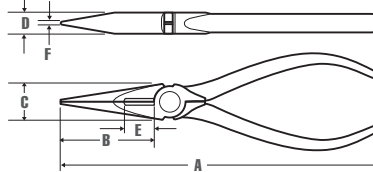
#### 5. Flat-Nose and Duck-Bill Pliers



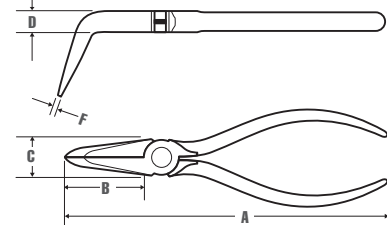
#### 2. Diagonal-Cutting Pliers



#### 4. Long-Nose Pliers



#### 6. Curved-Nose Pliers




Pliers dimensions shown are accurate within accepted commercial tolerances, which allow slight variations that normally result from forging and grinding operations.

## JOURNEYMAN

**MADE IN  
USA**

### State-of-the-art dual material molding process

Innovative dual material grips are more comfortable and last longer than other handles.



**Hard, black material**  
for toughness and durability

**Contoured thumb area**  
for additional comfort  
and positive feel

**Soft material on outer surface**  
for comfort and a firm grip

US Patent: D468988

**AVAILABLE ON KLEIN** SIDE-CUTTING PLIERS | DIAGONAL-CUTTING PLIERS | LONG-NOSE PLIERS | SNIPS

See page 295 for additional information on warnings.



# Side-Cutting Pliers

**Plastic-dipped handles** for comfort and ease of identification

**"Handform" handles** for full gripping and cutting power

**Precision-hardened plier head** for on-the-job toughness

**Unique handle tempering** helps absorb the "snap" when cutting wire

**Hot-riveted joint** ensures smooth action and no handle wobble

**Induction hardened** cutting knives for long life

**Sure-gripping** cross-hatched knurled jaws



**FORGED STEEL**  
from Klein's US-made, proprietary blend

## High-Leverage Side-Cutting Pliers

Includes core side-cutting features plus:

- High-leverage design. Rivet is closer to the cutting edge for 46% greater cutting and gripping power than other pliers designs
- Combination polished and black-oxide finish
- New England nose (Cat. No. J20008 has New England Tapered nose; Cat. No. D213-9 has Square nose)
- Cat. No. D2000-9NEGLW features glow in the dark grips to easily locate your tool in dark or low lit areas
- D213-9NETT has split tether ring for use with tether device




D213-9NE



SPLIT TETHER RING  
D213-9NETT



Plain



Plastic-Dipped



JOURNEYMAN™  
Dual-Material



Oversized,  
Plastic-Dipped

Refer to the insulated section for insulated pliers.

Cat. No.	Overall Length	Jaw Length	Jaw Width	Jaw Thickness	Knife Length	Handle Color	Handle Finish	Weight
213-9NE	9-1/4" (235.0 mm)	1-19/32" (40.5 mm)	1-1/4" (31.8 mm)	1-19/32" (40.5 mm)	25/32" (19.8 mm)	Black	Plain	1.1 lb (0.5 kg)
D213-9	9-3/8" (238.1 mm)	1-19/32" (40.5 mm)	1-1/4" (31.8 mm)	1-19/32" (40.5 mm)	25/32" (19.8 mm)	Dark Blue	Plastic-Dipped	1.1 lb (0.5 kg)
D213-8NE	8-11/16" (220.7 mm)	1-7/16" (36.5 mm)	1-3/16" (30.2 mm)	1-7/16" (36.5 mm)	23/32" (18.3 mm)	Dark Blue	Plastic-Dipped	0.90 lb (0.41 kg)
D213-9NE	9-3/8" (238.1 mm)	1-19/32" (40.5 mm)	1-1/4" (31.8 mm)	1-19/32" (40.5 mm)	25/32" (19.8 mm)	Dark Blue	Plastic Dipped	1.1 lb (0.5 kg)
D213-9NETT	9-3/8" (238.1 mm)	1-19/32" (40.5 mm)	1-1/4" (31.8 mm)	1-19/32" (40.5 mm)	25/32" (19.8 mm)	Dark Blue	Plastic Dipped	1.1 lb (0.5 kg)
HD213-9NE	9-1/2" (241.3 mm)	1-19/32" (40.5 mm)	1-1/4" (31.8 mm)	1-19/32" (40.5 mm)	25/32" (19.8 mm)	Light Red	Heavy-Duty, Oversized, Plastic-Dipped	1.2 lb (0.5 kg)
J2138NE	8-13/16" (223.8 mm)	1-7/16" (36.5 mm)	1-3/16" (30.2 mm)	1-7/16" (36.5 mm)	23/32" (18.3 mm)	Dark Blue/Black	Journeyman	0.97 lb (0.44 kg)
J213-9NE	9-1/2" (241.3 mm)	1-19/32" (40.5 mm)	1-1/4" (31.8 mm)	1-19/32" (40.5 mm)	25/32" (19.8 mm)	Dark Blue/Black	Journeyman	1.1 lb (0.5 kg)
<b>Pliers with heavy-duty cutting knives designed to cut ACSR, screws, nails and most hardened wire</b>								
D2000-7	7-7/8" (200.02 mm)	1-9/32" (32.54 mm)	1-1/32" (26.2 mm)	1-9/32" (32.54 mm)	3/4" (19.05 mm)	Light Blue	Plastic-Dipped	0.66 lb (0.30 kg)
D2000-8	8-11/16" (220.7 mm)	1-7/16" (36.5 mm)	1-7/64" (28.2 mm)	1-7/16" (36.5 mm)	3/4" (19.1 mm)	Light Blue	Plastic-Dipped	0.85 lb (0.39 kg)
D2000-9NE	9-3/8" (238.1 mm)	1-19/32" (40.5 mm)	1-1/4" (31.8 mm)	1-19/32" (40.5 mm)	25/32" (19.8 mm)	Light Blue	Plastic-Dipped	1.1 lb (0.5 kg)
D20009NEGLW	9-3/8" (238.1 mm)	1-19/32" (40.5 mm)	1-1/4" (31.8 mm)	1-19/32" (40.5 mm)	25/32" (19.8 mm)	Glow in the Dark	Plastic-Dipped	1.1 lb (0.5 kg)
HD2000-9NE	9-1/2" (241.3 mm)	1-19/32" (40.5 mm)	1-1/4" (31.8 mm)	1-19/32" (40.5 mm)	25/32" (19.8 mm)	Light Red	Heavy-Duty, Oversized, Plastic-Dipped	1.2 lb (0.5 kg)
J20008	8-13/16" (223.8 mm)	1-7/16" (36.5 mm)	1-7/64" (28.2 mm)	1-7/16" (36.5 mm)	3/4" (19.1 mm)	Light Blue/Black	Journeyman	0.93 lb (0.42 kg)
J2000-9NE	9-1/2" (241.3 mm)	1-19/32" (40.5 mm)	1-1/4" (31.8 mm)	1-19/32" (40.5 mm)	25/32" (19.8 mm)	Light Blue/Black	Journeyman	1.1 lb (0.5 kg)



# Klein Pliers

---

Klein specializes in the making of the world's finest pliers... pliers that professionals have trusted for more than 160 years. Klein pliers feel right and work right. They are job-matched for every kind of work you do; designed and built with exceptional quality standards in a tradition that dates back to 1857.



For Professionals...  
Since 1857™

## Introduction – Pliers

### Klein Quality

Klein pliers are made of the finest U.S. steel alloy. Forged, precision machined, hardened, and carefully tempered for maximum strength, Klein pliers provide exceptional performance and durability.

All pliers mating surfaces and dimensions are precision machined and hot riveted for uniformly smooth opening and closing action. Cutting knives are manufactured for long-lasting edges and are designed to perfectly align and meet according to the way each is used.

Side-cutting and long-nose pliers with side cutters have knives that meet at the hinge first and then meet at least one-half of the knife length. Diagonal-cutting pliers meet at the tip first and then meet at least one-half of the knife length.

These precise knife-closing designs increase knife life and facilitate resharpening.

Klein pliers are individually adjusted to meet performance standards far exceeding application requirements – ensuring that nothing less than outstanding quality ever carries the Klein name.

### Using Pliers

A professional knows all the rules about using pliers, but a review of the following points may help you recall any you may have forgotten.

- 1. Never use pliers to do another tool's job.** Pliers should not be used as a hammer or pry tool or a wrench. Using pliers instead of the proper tools risks damaging the work, damaging yourself, and losing time.
- 2. Never push pliers beyond their capacity.** Bending stiff wire with light pliers or the tip of needle-nose pliers can spring or break them. Use a stronger, blunt-nose pliers. When you need greater leverage, use pliers with greater leverage. Don't extend the length of the pliers handles. Bolts should be cut with a bolt cutter, and large cable with a cable cutter.
- 3. Never expose pliers to excessive heat.** Direct flame on metal can ruin the tool. Cutting pliers are especially vulnerable to high, direct heat.
- 4. Never cut hardened wire with ordinary pliers.** Pliers should not be used for cutting hardened wire unless they are specifically recommended for this use.
- 5. Never rock pliers from side to side when cutting wire...and never bend the wire back and forth against the cutting knives.** Either practice can dull or nick the cutting

edges. Cut wire at a right angle only. If it won't cut readily, the knives may need sharpening, or you may need pliers with greater leverage.

**6. Never cut any wire or metal unless your eyes are protected.** Goggles or other protective devices are an absolute must. Don't take shortcuts. Operate safely...the professional way.

**7. Never cut any wire or metal unless your fellow workers' eyes are also protected.** The wire that doesn't get you may get someone else. Think about the "other guy" as well as yourself.

**8. Never depend on plastic-dipped handles to insulate you from electricity.** Plastic-dipped and Journeyman™ handles are intended for comfort and a firmer grip only. They are not intended for protection against electric shock. Never use any pliers or cutting tools on live electrical circuits. Only use insulated tools that are marked with the official international 1000-volt rating symbol if there is any chance that the tool will make contact with an energized source.

### Pliers Catalog Number Prefixes/Suffixes

"D" (Prefix) – Indicates the pliers have plastic-dipped handles for comfort, NOT for protection against electrical shock.

"HD" (Prefix) – Indicates the pliers have heavy-duty plastic-dipped handles to provide an extra level of user comfort, NOT for protection against electrical shock.

"J" (Prefix) – Indicates the pliers have State-of-the-art dual material molded Journeyman™ handles for a softer, more comfortable grip on the outer surface and a harder, more durable grip on the inner surface and handle ends, NOT for protection against electrical shock.

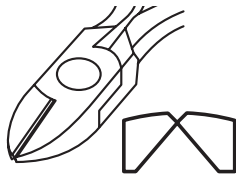
"C" (Suffix) – Indicates the pliers have a coil spring in the handles for self-opening action.

### Pliers Cutting Edges

Knife-edge descriptions refer to the angle of the outside cutting edges of the knives when fully closed.

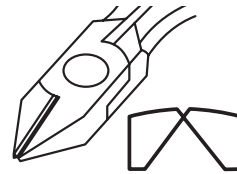
#### Standard Cutting Edges

Cuts hard wire. Found on all Klein side-cutters, long-nose, and on most diagonal-cutting pliers.



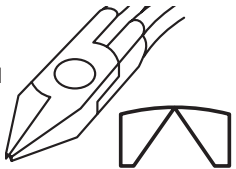
#### Semi-Flush Cutting Edges

Closely cuts medium wire. Found on select diagonal-cutting pliers.



#### Full-Flush Cutting Edges

Close, flat cutting of soft wire only. Found on select diagonal-cutting pliers.





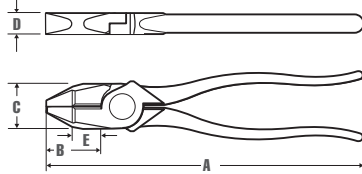
## Introduction – Pliers

### Pliers Dimensions

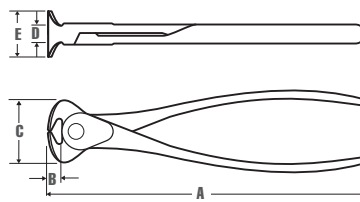
All Klein pliers are listed with necessary dimensions in both inches and millimeters. The following drawings of six basic types of pliers are keyed by letter to the dimensions given for each pliers listed. All dimensions are subject to commercial tolerances.

<b>A</b> – Overall Length	<b>D</b> – Jaw Thickness
<b>B</b> – Jaw Length	<b>E</b> – Knife Length
<b>C</b> – Jaw Width	<b>F</b> – Point Thickness

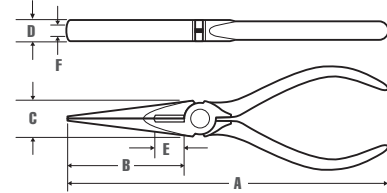
#### 1. Side-Cutting Pliers



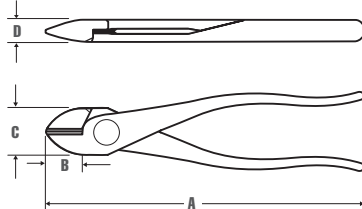
#### 3. End Cutting Pliers



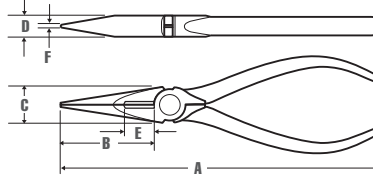
#### 5. Flat-Nose and Duck-Bill Pliers



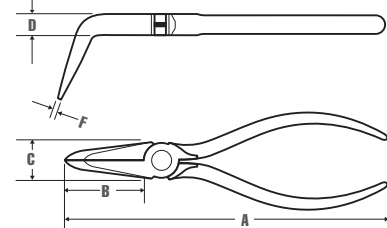
#### 2. Diagonal-Cutting Pliers



#### 4. Long-Nose Pliers



#### 6. Curved-Nose Pliers



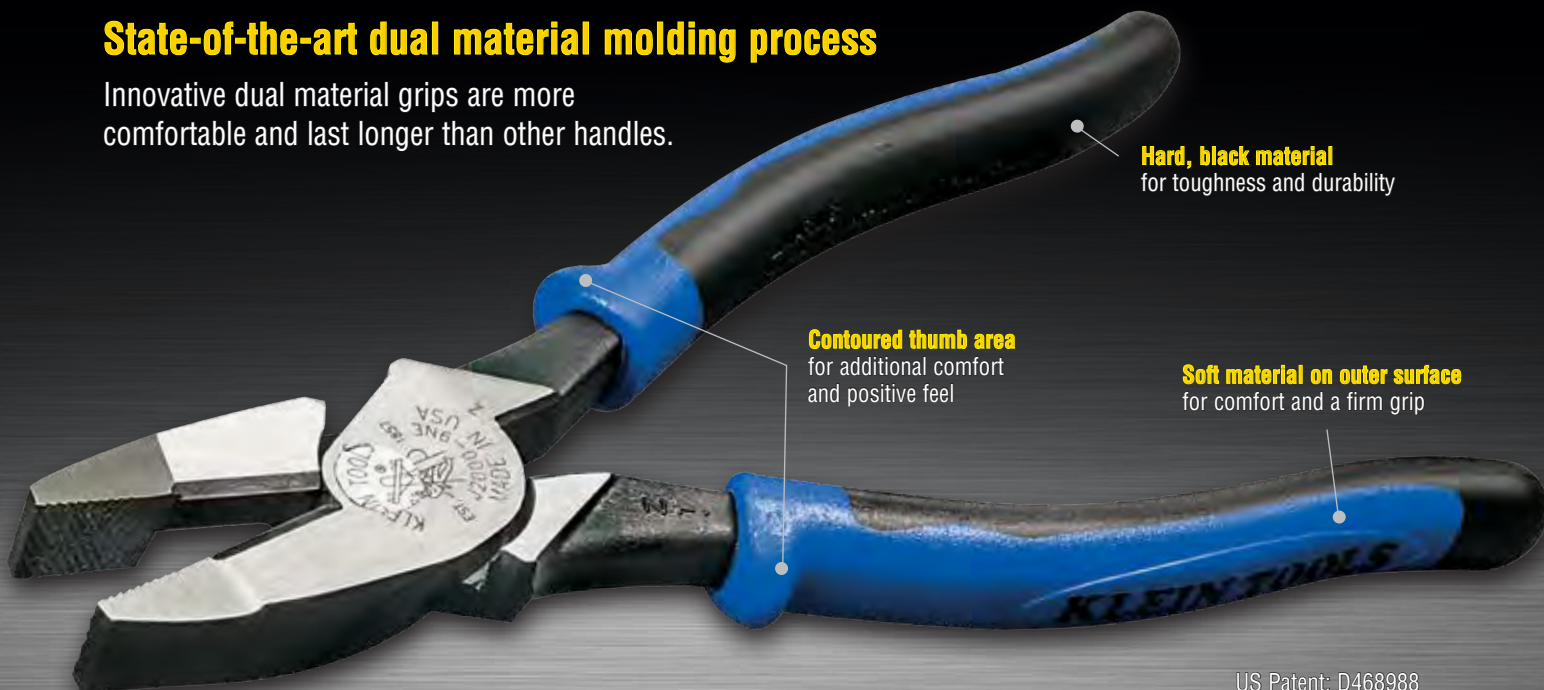
Pliers dimensions shown are accurate within accepted commercial tolerances, which allow slight variations that normally result from forging and grinding operations.

## JOURNEYMAN

**MADE IN  
USA**

### State-of-the-art dual material molding process

Innovative dual material grips are more comfortable and last longer than other handles.



**Hard, black material**  
for toughness and durability

**Contoured thumb area**  
for additional comfort  
and positive feel

**Soft material on outer surface**  
for comfort and a firm grip

US Patent: D468988

**AVAILABLE ON KLEIN** SIDE-CUTTING PLIERS | DIAGONAL-CUTTING PLIERS | LONG-NOSE PLIERS | SNIPS

See page 295 for additional information on warnings.



# Side-Cutting Pliers

**Plastic-dipped handles** for comfort and ease of identification

**"Handform" handles** for full gripping and cutting power

**Precision-hardened plier head** for on-the-job toughness

**Unique handle tempering** helps absorb the "snap" when cutting wire

**Hot-riveted joint** ensures smooth action and no handle wobble

**Induction hardened** cutting knives for long life

**Sure-gripping** cross-hatched knurled jaws



**FORGED STEEL**  
from Klein's US-made, proprietary blend

## High-Leverage Side-Cutting Pliers

Includes core side-cutting features plus:

- High-leverage design. Rivet is closer to the cutting edge for 46% greater cutting and gripping power than other pliers designs
- Combination polished and black-oxide finish
- New England nose (Cat. No. J20008 has New England Tapered nose; Cat. No. D213-9 has Square nose)
- Cat. No. D2000-9NEGLW features glow in the dark grips to easily locate your tool in dark or low lit areas
- D213-9NETT has split tether ring for use with tether device




D213-9NE



SPLIT TETHER RING  
D213-9NETT



Plain



Plastic-Dipped



JOURNEYMAN™  
Dual-Material



Oversized,  
Plastic-Dipped

Refer to the insulated section for insulated pliers.

Cat. No.	Overall Length	Jaw Length	Jaw Width	Jaw Thickness	Knife Length	Handle Color	Handle Finish	Weight
213-9NE	9-1/4" (235.0 mm)	1-19/32" (40.5 mm)	1-1/4" (31.8 mm)	1-19/32" (40.5 mm)	25/32" (19.8 mm)	Black	Plain	1.1 lb (0.5 kg)
D213-9	9-3/8" (238.1 mm)	1-19/32" (40.5 mm)	1-1/4" (31.8 mm)	1-19/32" (40.5 mm)	25/32" (19.8 mm)	Dark Blue	Plastic-Dipped	1.1 lb (0.5 kg)
D213-8NE	8-11/16" (220.7 mm)	1-7/16" (36.5 mm)	1-3/16" (30.2 mm)	1-7/16" (36.5 mm)	23/32" (18.3 mm)	Dark Blue	Plastic-Dipped	0.90 lb (0.41 kg)
D213-9NE	9-3/8" (238.1 mm)	1-19/32" (40.5 mm)	1-1/4" (31.8 mm)	1-19/32" (40.5 mm)	25/32" (19.8 mm)	Dark Blue	Plastic Dipped	1.1 lb (0.5 kg)
D213-9NETT	9-3/8" (238.1 mm)	1-19/32" (40.5 mm)	1-1/4" (31.8 mm)	1-19/32" (40.5 mm)	25/32" (19.8 mm)	Dark Blue	Plastic Dipped	1.1 lb (0.5 kg)
HD213-9NE	9-1/2" (241.3 mm)	1-19/32" (40.5 mm)	1-1/4" (31.8 mm)	1-19/32" (40.5 mm)	25/32" (19.8 mm)	Light Red	Heavy-Duty, Oversized, Plastic-Dipped	1.2 lb (0.5 kg)
J2138NE	8-13/16" (223.8 mm)	1-7/16" (36.5 mm)	1-3/16" (30.2 mm)	1-7/16" (36.5 mm)	23/32" (18.3 mm)	Dark Blue/Black	Journeyman	0.97 lb (0.44 kg)
J213-9NE	9-1/2" (241.3 mm)	1-19/32" (40.5 mm)	1-1/4" (31.8 mm)	1-19/32" (40.5 mm)	25/32" (19.8 mm)	Dark Blue/Black	Journeyman	1.1 lb (0.5 kg)
<b>Pliers with heavy-duty cutting knives designed to cut ACSR, screws, nails and most hardened wire</b>								
D2000-7	7-7/8" (200.02 mm)	1-9/32" (32.54 mm)	1-1/32" (26.2 mm)	1-9/32" (32.54 mm)	3/4" (19.05 mm)	Light Blue	Plastic-Dipped	0.66 lb (0.30 kg)
D2000-8	8-11/16" (220.7 mm)	1-7/16" (36.5 mm)	1-7/64" (28.2 mm)	1-7/16" (36.5 mm)	3/4" (19.1 mm)	Light Blue	Plastic-Dipped	0.85 lb (0.39 kg)
D2000-9NE	9-3/8" (238.1 mm)	1-19/32" (40.5 mm)	1-1/4" (31.8 mm)	1-19/32" (40.5 mm)	25/32" (19.8 mm)	Light Blue	Plastic-Dipped	1.1 lb (0.5 kg)
D20009NEGLW	9-3/8" (238.1 mm)	1-19/32" (40.5 mm)	1-1/4" (31.8 mm)	1-19/32" (40.5 mm)	25/32" (19.8 mm)	Glow in the Dark	Plastic-Dipped	1.1 lb (0.5 kg)
HD2000-9NE	9-1/2" (241.3 mm)	1-19/32" (40.5 mm)	1-1/4" (31.8 mm)	1-19/32" (40.5 mm)	25/32" (19.8 mm)	Light Red	Heavy-Duty, Oversized, Plastic-Dipped	1.2 lb (0.5 kg)
J20008	8-13/16" (223.8 mm)	1-7/16" (36.5 mm)	1-7/64" (28.2 mm)	1-7/16" (36.5 mm)	3/4" (19.1 mm)	Light Blue/Black	Journeyman	0.93 lb (0.42 kg)
J2000-9NE	9-1/2" (241.3 mm)	1-19/32" (40.5 mm)	1-1/4" (31.8 mm)	1-19/32" (40.5 mm)	25/32" (19.8 mm)	Light Blue/Black	Journeyman	1.1 lb (0.5 kg)

