

Type _____

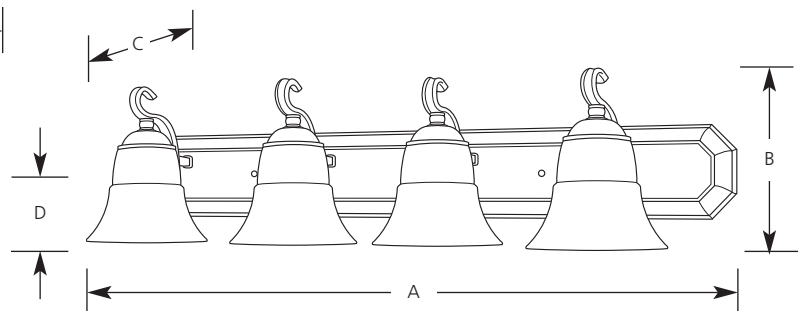
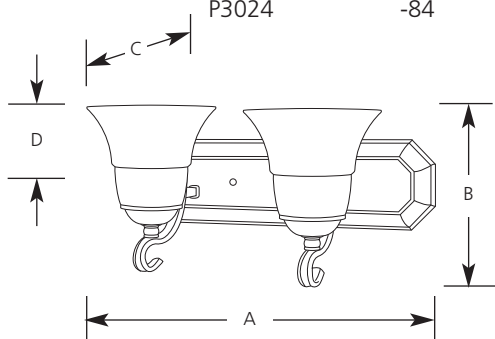
-84

P3022

P3023

P3024

Catalog No.	Finish Espresso	Lamping	Dimensions (Inches)			
			A	B	C	D
P3022	-84	2 (m) 100w	18	8-1/2	8	5-1/8
P3023	-84	3 (m) 100w	24	8-1/2	8	5-1/8
P3024	-84	4 (m) 100w	36	8-1/2	8	5-1/8



Specifications:

General

- Etched watermark glass shade
- Full width back plate
- Can be mounted in "up" or "down" position
- Steel construction
- Hand painted espresso finish
- Companion wall bracket, chandeliers, pendants, hall & foyer, and close to ceiling units

Electrical

- Ceramic medium based sockets
- Threaded socket ring secures glass
- Pre-wired

Labeling

- UL-CUL damp location listed

Mounting

- Wall
- Back plate covers a standard recessed 4" octagonal outlet box
- Mounting plate for outlet box included

Type _____

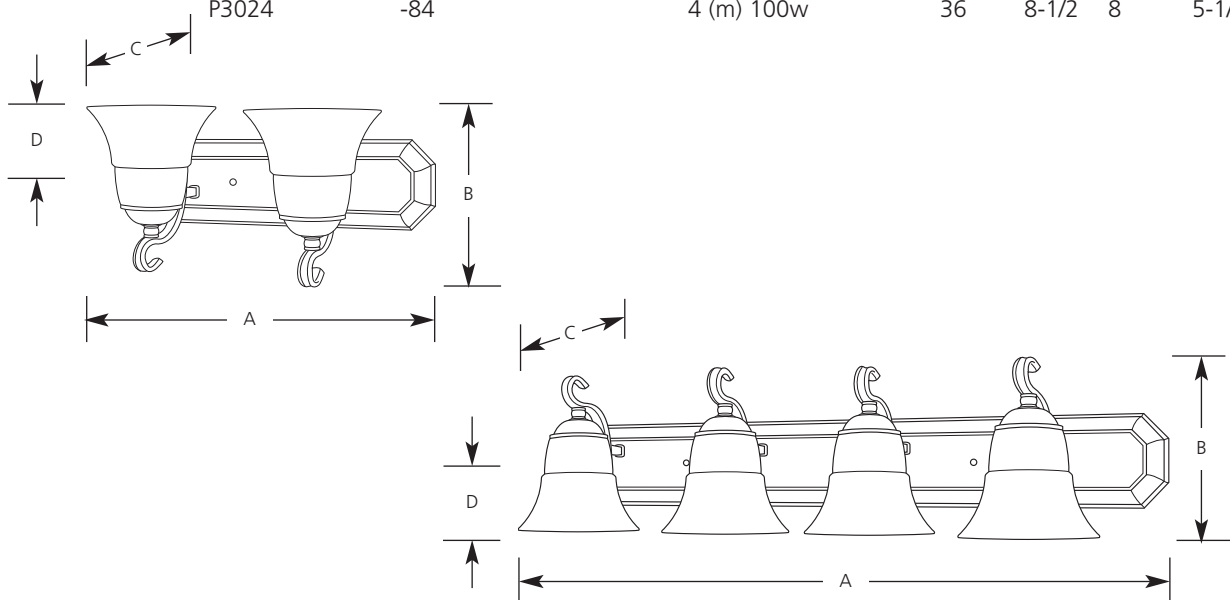
-84

P3022

P3023

P3024

Catalog No.	Finish Espresso	Lamping	Dimensions (Inches)			
			A	B	C	D
P3022	-84	2 (m) 100w	18	8-1/2	8	5-1/8
P3023	-84	3 (m) 100w	24	8-1/2	8	5-1/8
P3024	-84	4 (m) 100w	36	8-1/2	8	5-1/8



Specifications:

General

- Etched watermark glass shade
- Full width back plate
- Can be mounted in "up" or "down" position
- Steel construction
- Hand painted espresso finish
- Companion wall bracket, chandeliers, pendants, hall & foyer, and close to ceiling units

Mounting

- Wall
- Back plate covers a standard recessed 4" octagonal outlet box
- Mounting plate for outlet box included

Electrical

- Ceramic medium based sockets
- Threaded socket ring secures glass
- Pre-wired

Labeling

- UL-CUL damp location listed