

DUAL RANGE

Non-Contact Voltage Tester

NCVT-2

**Dual Range
Voltage Detection**

Low Voltage
12-48V

Standard Voltage
48-1000V



Automatically detects and indicates **Low Voltage (12-48 Volts AC)** and **Standard Voltage (48-1000 Volts AC)**, allowing broad application. The NCVT-2 is a convenient, compact tool that helps you work safer and faster.



**High Intensity Red LED
and Continuous Warning Sound**
when voltage is detected



For Professionals... Since 1857®

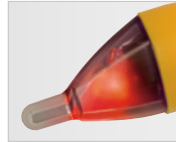
**KLEIN
TOOLS®**

Non-Contact Voltage Tester (NCVT-2)



Features

- Automatically detects and indicates low voltage (12-48 Volts AC) and standard voltage (48-1000 Volts AC), allowing broad application.
- Non-contact detection of **standard voltage** in cables, cords, circuit breakers, lighting fixtures, switches, outlets, and wires.
- Non-contact detection of **low-voltage** in security, entertainment, communications, environmental control, and irrigation systems.
- High intensity, bright green LED indicates the tester is operational and aids in illuminating the workspace.
- Digitally controlled ON/OFF power button.
- Auto power-off feature conserves and extends battery life.
- Microprocessor controlled low-battery indicator.
- CAT IV 1000 Volt rating provides expanded operation and protection.
- Lightweight durable polycarbonate plastic resin construction with a convenient pocket-clip.
- Package contains insert card w/ integrated owner's manual and 2 AAA 1.5 volt batteries.



Power On Indicator & Illuminator:

Visual: High Intensity, Bright Green LED

Power Off & Auto Power Off:

Visual: Power On LED Turns Off
Audible: Double Warning Tone

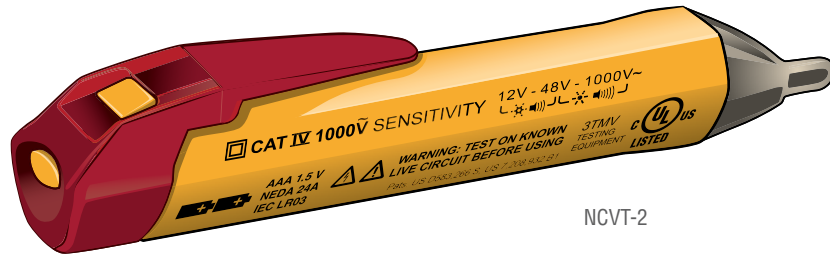
Low Battery Indicator:

Visual: Green LED Blinks
Audible: Warning Tone

Voltage Detection Indicator:

Visual: High Intensity Red LED

Audible: Continuous Warning Tone



NCVT-2

also available



NCVT-1

Voltage Range	12 TO 48 VOLTS AC (Low)	48 TO 1000 VOLTS AC (Standard)
Audible	Low-Pitched Pulsing Beeping Sound	High-Pitched Continuous Beeping Sound
Visual	Green LED Turns OFF and Red LED Blinks (approximately 2-times per second).	Green LED Turns OFF and Red LED illuminates continuously.

Cat. No.	Voltage Range:	Frequency Range:	Pollution Degree	Batteries	Overall Length	Width	Height	Weight (oz.)	Weight w/ Batteries (oz.)
NCVT-2	12-1000 Volts AC	50-500 Hz	2	2 x AAA	5.50" (14.0 cm)	0.72" (1.8 cm)	1.0" (2.5 cm)	0.8 oz (23 g)	1.6 oz (46 g)
NCVT-1	50-1000 Volts AC	50-500 Hz	2	2 x AAA	5.50" (14.0 cm)	0.72" (1.8 cm)	1.0" (2.5 cm)	0.8 oz (23 g)	1.6 oz (46 g)



Standards:

- UL 61010-1 2nd edition
- CAN/CSA C22.2 No. 610101-04
- EN 61010-1 2nd edition
- IEC 61010-1:2001 2nd edition
- ISA-82.02.01 (IEC 61010-1 MOD)

Operating / Storage Conditions:

- Temperature:** 32° to 104° F (0° to 40° C)
- Relative Humidity:** <80%
- Altitude:** Up to 6,562 feet (2,000 meters) maximum
- Environment:** Indoor

WARRANTY:

Klein electronic test and measurement devices (and accessories), manufactured and sold for commercial or industrial uses, are warranted to be free from defects in materials and workmanship for two years from the date of purchase (unless otherwise noted on the product packaging). THERE ARE NO IMPLIED WARRANTIES OF MERCHANTABILITY OR FITNESS. At its option, Klein will repair or replace, or refund the purchase price of, any product which fails to conform to this warranty under normal use and service. In no event shall Klein be liable for incidental or consequential damage. This warranty does not apply to batteries.

⚠ WARNINGS:

- It is important that users of this tester read, understand, and follow all warnings, cautions, safety information, and instructions in this manual before operating or servicing this tester. Failure to follow instructions could result in death or serious injury.
- Risk of electric shock and burn. Contact with live circuits could result in death or serious injury.
- Use caution with voltages above 30V AC as a shock hazard may exist. A blinking or steady red glow and an audible beep indicate voltage present. If no indication, voltage could still be present.
- In bright light conditions, the LED visual indicators will be less visible.
- Do not use if green LED is not illuminated.

⚠ CAUTION:

- Do not attempt to repair this tester. It contains no serviceable parts.
- Do not expose the product to extremes in temperature or high humidity.

⚠ WARNINGS:

- Do not use if tester appears damaged or if the tester is not operating properly. If in doubt, replace the tester.
- Do not apply more than the rated voltage as marked on the tester (1000 volts AC).
- Always wear approved eye protection.
- Before each use, verify operation by testing a known working circuit that is within the rating of this tester.
- Do not rely on this tester with shielded wire. Operation may be affected by differences in socket design and insulation thickness and type.
- Comply with local and national safety requirements.
- If this tester is used in a manner not specified by the manufacturer, protection provided by the tester may be affected.

Disposal: Please do not throw tester or batteries in trash; please recycle.



DUAL RANGE

Non-Contact Voltage Tester

NCVT-2

**Dual Range
Voltage Detection**

Low Voltage
12-48V

Standard Voltage
48-1000V



Automatically detects and indicates **Low Voltage (12-48 Volts AC)** and **Standard Voltage (48-1000 Volts AC)**, allowing broad application. The NCVT-2 is a convenient, compact tool that helps you work safer and faster.



**High Intensity Red LED
and Continuous Warning Sound**
when voltage is detected



For Professionals... Since 1857®

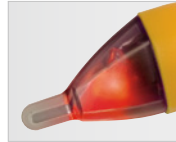
**KLEIN
TOOLS®**

Non-Contact Voltage Tester (NCVT-2)



Features

- Automatically detects and indicates low voltage (12-48 Volts AC) and standard voltage (48-1000 Volts AC), allowing broad application.
- Non-contact detection of **standard voltage** in cables, cords, circuit breakers, lighting fixtures, switches, outlets, and wires.
- Non-contact detection of **low-voltage** in security, entertainment, communications, environmental control, and irrigation systems.
- High intensity, bright green LED indicates the tester is operational and aids in illuminating the workspace.
- Digitally controlled ON/OFF power button.
- Auto power-off feature conserves and extends battery life.
- Microprocessor controlled low-battery indicator.
- CAT IV 1000 Volt rating provides expanded operation and protection.
- Lightweight durable polycarbonate plastic resin construction with a convenient pocket-clip.
- Package contains insert card w/ integrated owner's manual and 2 AAA 1.5 volt batteries.



Power On Indicator & Illuminator:

Visual: High Intensity, Bright Green LED

Power Off & Auto Power Off:

Visual: Power On LED Turns Off
Audible: Double Warning Tone

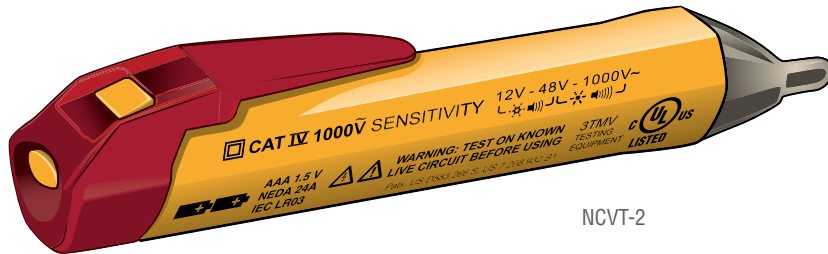
Low Battery Indicator:

Visual: Green LED Blinks
Audible: Warning Tone

Voltage Detection Indicator:

Visual: High Intensity Red LED

Audible: Continuous Warning Tone



NCVT-2

also available



NCVT-1

Voltage Range	12 TO 48 VOLTS AC (Low)	48 TO 1000 VOLTS AC (Standard)
Audible	Low-Pitched Pulsing Beeping Sound	High-Pitched Continuous Beeping Sound
Visual	Green LED Turns OFF and Red LED Blinks (approximately 2-times per second).	Green LED Turns OFF and Red LED illuminates continuously.

Cat. No.	Voltage Range:	Frequency Range:	Pollution Degree	Batteries	Overall Length	Width	Height	Weight (oz.)	Weight w/ Batteries (oz.)
NCVT-2	12-1000 Volts AC	50-500 Hz	2	2 x AAA	5.50" (14.0 cm)	0.72" (1.8 cm)	1.0" (2.5 cm)	0.8 oz (23 g)	1.6 oz (46 g)
NCVT-1	50-1000 Volts AC	50-500 Hz	2	2 x AAA	5.50" (14.0 cm)	0.72" (1.8 cm)	1.0" (2.5 cm)	0.8 oz (23 g)	1.6 oz (46 g)



Standards:

UL 61010-1 2nd edition
CAN/CSA C22.2 No. 610101-04
EN 61010-1 2nd edition
IEC 61010-1:2001 2nd edition
ISA-82.02.01 (IEC 61010-1 MOD)

Operating / Storage Conditions:

Temperature: 32° to 104° F (0° to 40° C)
Relative Humidity: <80%
Altitude: Up to 6,562 feet (2,000 meters) maximum
Environment: Indoor

WARRANTY:

Klein electronic test and measurement devices (and accessories), manufactured and sold for commercial or industrial uses, are warranted to be free from defects in materials and workmanship for two years from the date of purchase (unless otherwise noted on the product packaging). THERE ARE NO IMPLIED WARRANTIES OF MERCHANTABILITY OR FITNESS. At its option, Klein will repair or replace, or refund the purchase price of, any product which fails to conform to this warranty under normal use and service. In no event shall Klein be liable for incidental or consequential damage. This warranty does not apply to batteries.

⚠ WARNINGS:

- It is important that users of this tester read, understand, and follow all warnings, cautions, safety information, and instructions in this manual before operating or servicing this tester. Failure to follow instructions could result in death or serious injury.
- Risk of electric shock and burn. Contact with live circuits could result in death or serious injury.
- Use caution with voltages above 30V AC as a shock hazard may exist. A blinking or steady red glow and an audible beep indicate voltage present. If no indication, voltage could still be present.
- In bright light conditions, the LED visual indicators will be less visible.
- Do not use if green LED is not illuminated.

⚠ CAUTION:

- Do not attempt to repair this tester. It contains no serviceable parts.
- Do not expose the product to extremes in temperature or high humidity.

⚠ WARNINGS:

- Do not use if tester appears damaged or if the tester is not operating properly. If in doubt, replace the tester.
- Do not apply more than the rated voltage as marked on the tester (1000 volts AC).
- Always wear approved eye protection.
- Before each use, verify operation by testing a known working circuit that is within the rating of this tester.
- Do not rely on this tester with shielded wire. Operation may be affected by differences in socket design and insulation thickness and type.
- Comply with local and national safety requirements.
- If this tester is used in a manner not specified by the manufacturer, protection provided by the tester may be affected.

Disposal: Please do not throw tester or batteries in trash; please recycle.

