

DESCRIPTION

The Lumark Falcon is a stylish and rugged luminaire that combines value and performance with a soft, architecturally appealing form. This soft rounded corner, die-cast construction is excellent for applications that have a high visibility and where a uniform beam distribution is desired. The Falcon floodlight can be wall or pole mounted, making it ideal for all commercial, industrial and residential low wattage floodlighting applications.

| | | |
|--------------------|--|-------------|
| Catalog # | | Type |
| Project | | |
| Comments | | Date |
| Prepared by | | |

SPECIFICATION FEATURES

Construction

DOOR + LATCH: Tempered glass lens is impact and thermal shock resistant. Easily released die-cast aluminum doorframe with stainless steel tool-less latch allows easy access for re-lamping. Enclosure latch can be secured with a single point stainless steel screw, provided, or with optional vandal resistant head. **HOUSING:** Die-cast aluminum housing is finished in weather and abrasion resistant dark bronze polyester powder coat paint. Optional colors are available. **GASKET:** Full-circumference silicone gasket seals out external contaminants.

Electrical

SOCKET: Pulse rated, 4KV, medium-base porcelain lamp socket standard for HID. Electronic compact 4-pin fluorescent sockets standard for CF lamp options.

Optical

REFLECTOR: Formed aluminum hammered reflector optimized for beam efficiency and control.

Mounting

Adjustable ANSI rated stem mounting arm fits 1/2" NPS outlet box cover. (RBC round outlet box cover not included, order separately). Optional heavy-gauge steel adjustable trunnion mounting provides additional durability when required.



SF FALCON

35 - 150W

Pulse Start Metal Halide

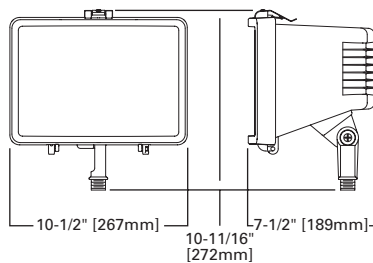
High Pressure Sodium

42W

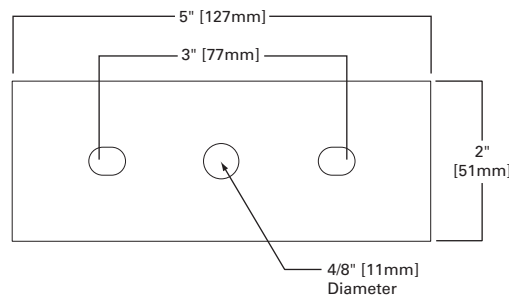
Compact Fluorescent

LOW WATTAGE FLOODLIGHT

DIMENSIONS



TRUNNION-MOUNT DRILLING DIMENSIONS



WATTAGE CHART

| Lamp Type | Wattage |
|-------------------------------|-----------------------|
| Pulse Start Metal Halide (MP) | 50, 70, 100, 150W |
| High Pressure Sodium (HP) | 35, 50, 70, 100, 150W |
| Compact Fluorescent (CF) | (1) 42W |

VOLTAGE CHART

| | |
|--------------------------------|--------------------------------|
| MT=Multi-Tap | 120/208/240/277V (wired 277V) |
| TT=Triple-Tap* | 120/277/347V (wired 347V) |
| E=Electronic Ballast (CF only) | 120-277V (wired 277V, 50/60Hz) |

* Canada only.

TECHNICAL DATA

U.L. Wet Location Listed
25°C Maximum Ambient Temperature
External Supply Wiring 60°C Minimum

ENERGY DATA

Reactor Ballast Input Watts

35W HPS NPF (46 Watts)
50W HPS NPF (58 Watts)
70W HPS NPF (82 Watts)
100W HPS NPF (115 Watts)
150W HPS NPF (175 Watts)

High Reactance Ballast Input Watts

50W MP HPF (72 Watts)
70W MP HPF (90 Watts)
100W MP HPF (129 Watts)
150W MP HPF (185 Watts)

Electronic Ballast Input Watts

42W CF HPF (46 Watts)

SHIPPING DATA

Approximate Net Weight:
18 lbs. (8 kgs.)

STOCK SAMPLE NUMBER: HIGH PRESSURE SODIUM AND PULSE START METAL HALIDE (LAMP INCLUDED)

Sample Number: MPSF10K-MT

| Lamp Type | Series | Lamp Options ² | Mounting | Wiring Options | Accessories (Order Separately) ⁵ |
|---|-----------|--|-------------------------------------|----------------------------------|---|
| HP=High Pressure Sodium MP=Pulse Start Metal Halide ¹ | SF=Falcon | 35=35W ^{3,4} 50=50W 70=70W 10=100W 15=150W ¹ | K=Knuckle Mount T=Trunnion Mount | [BLANK]=Standard MT=Multi-Tap | TYS-XX=Trunnion or Yoke Slipfitter for 2-3/8", 3" or 3-1/2" O.D. Tenon FA5-XX=2" Slipfitter for Trunnion Fixture RAB-XX=Right Angle Pipe Bracket for Slipfitter SAB-XX=Steel Angle Bracket for Trunnion PM/MT=Field Installed Photocontrol RBC-XX=Round Outlet Box Cover TRSD-6/32=Tamper Resistant Screwdriver SF/TR=Tamper Resistant Screw SF/V-XX=Visor SPK=Landscape Post (Standard Color Dark Grey) |

NOTES: 1 150W Pulse Start Metal Halide available in high power factor ballast only. High power factor ballast is required on all MP products. 2 All HID lamps are medium base. 3 High pressure sodium only. 4 120V only. 5 Order accessories as separate items for field installation. Replace XX with color designation. Refer to In-Stock Guide for availability.

STOCK SAMPLE NUMBER: COMPACT FLUORESCENT (LAMP INCLUDED)

Sample Number: CFSF-K-42-E-LL

| Lamp Type/Series | Mounting | Lamp Options | Wiring Options | Lamp Included | Accessories (Order Separately) ² |
|---------------------------------|-----------------|--------------|---------------------------|------------------|---|
| CFSF=Compact Fluorescent Falcon | K=Knuckle Mount | 42=42W | E=Electronic ¹ | LL=Lamp Included | TYS-XX=Trunnion or Yoke Slipfitter for 2-3/8", 3" or 3-1/2" O.D. Tenon FA5-XX=2" Slipfitter for Trunnion Fixture RAB-XX=Right Angle Pipe Bracket for Slipfitter SAB-XX=Steel Angle Bracket for Trunnion PM/MT=Field Installed Photocontrol RBC-XX=Round Outlet Box Cover TRSD-6/32=Tamper Resistant Screwdriver SF/TR=Tamper Resistant Screw SF/V-XX=Visor SPK=Landscape Post (Standard Color Dark Grey) |

NOTES: 1 Compact fluorescent lamps only. In cold temperatures, compact fluorescent lamps produce lower illumination levels. 2 Order accessories as separate items for field installation. Replace XX with color designation. Refer to In-Stock Guide for availability.

DESCRIPTION

The Lumark Falcon is a stylish and rugged luminaire that combines value and performance with a soft, architecturally appealing form. This soft rounded corner, die-cast construction is excellent for applications that have a high visibility and where a uniform beam distribution is desired. The Falcon floodlight can be wall or pole mounted, making it ideal for all commercial, industrial and residential low wattage floodlighting applications.

| | | |
|--------------------|--|-------------|
| Catalog # | | Type |
| Project | | |
| Comments | | Date |
| Prepared by | | |

SPECIFICATION FEATURES

Construction

DOOR + LATCH: Tempered glass lens is impact and thermal shock resistant. Easily released die-cast aluminum doorframe with stainless steel tool-less latch allows easy access for re-lamping. Enclosure latch can be secured with a single point stainless steel screw, provided, or with optional vandal resistant head. **HOUSING:** Die-cast aluminum housing is finished in weather and abrasion resistant dark bronze polyester powder coat paint. Optional colors are available. **GASKET:** Full-circumference silicone gasket seals out external contaminants.

Electrical

SOCKET: Pulse rated, 4KV, medium-base porcelain lamp socket standard for HID. Electronic compact 4-pin fluorescent sockets standard for CF lamp options.

Optical

REFLECTOR: Formed aluminum hammered reflector optimized for beam efficiency and control.

Mounting

Adjustable ANSI rated stem mounting arm fits 1/2" NPS outlet box cover. (RBC round outlet box cover not included, order separately). Optional heavy-gauge steel adjustable trunnion mounting provides additional durability when required.



SF FALCON

35 - 150W

Pulse Start Metal Halide

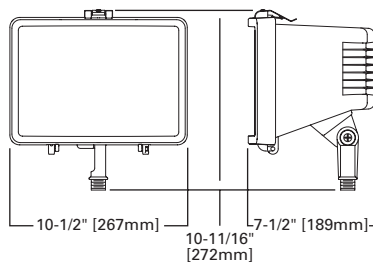
High Pressure Sodium

42W

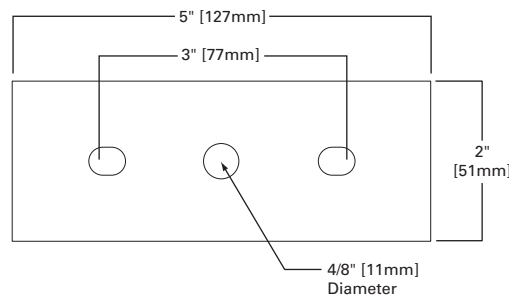
Compact Fluorescent

LOW WATTAGE FLOODLIGHT

DIMENSIONS



TRUNNION-MOUNT DRILLING DIMENSIONS



WATTAGE CHART

| Lamp Type | Wattage |
|-------------------------------|-----------------------|
| Pulse Start Metal Halide (MP) | 50, 70, 100, 150W |
| High Pressure Sodium (HP) | 35, 50, 70, 100, 150W |
| Compact Fluorescent (CF) | (1) 42W |

VOLTAGE CHART

| | |
|--------------------------------|--------------------------------|
| MT=Multi-Tap | 120/208/240/277V (wired 277V) |
| TT=Triple-Tap* | 120/277/347V (wired 347V) |
| E=Electronic Ballast (CF only) | 120-277V (wired 277V, 50/60Hz) |

* Canada only.

TECHNICAL DATA

U.L. Wet Location Listed
25°C Maximum Ambient Temperature
External Supply Wiring 60°C Minimum

ENERGY DATA

Reactor Ballast Input Watts

35W HPS NPF (46 Watts)
50W HPS NPF (58 Watts)
70W HPS NPF (82 Watts)
100W HPS NPF (115 Watts)
150W HPS NPF (175 Watts)

High Reactance Ballast Input Watts

50W MP HPF (72 Watts)
70W MP HPF (90 Watts)
100W MP HPF (129 Watts)
150W MP HPF (185 Watts)

Electronic Ballast Input Watts

42W CF HPF (46 Watts)

SHIPPING DATA

Approximate Net Weight:
18 lbs. (8 kgs.)

STOCK SAMPLE NUMBER: HIGH PRESSURE SODIUM AND PULSE START METAL HALIDE (LAMP INCLUDED)

Sample Number: MPSF10K-MT

| Lamp Type | Series | Lamp Options ² | Mounting | Wiring Options | Accessories (Order Separately) ⁵ |
|---|-----------|--|-------------------------------------|----------------------------------|---|
| HP=High Pressure Sodium MP=Pulse Start Metal Halide ¹ | SF=Falcon | 35=35W ^{3,4} 50=50W 70=70W 10=100W 15=150W ¹ | K=Knuckle Mount T=Trunnion Mount | [BLANK]=Standard MT=Multi-Tap | TYS-XX=Trunnion or Yoke Slipfitter for 2-3/8", 3" or 3-1/2" O.D. Tenon FA5-XX=2" Slipfitter for Trunnion Fixture RAB-XX=Right Angle Pipe Bracket for Slipfitter SAB-XX=Steel Angle Bracket for Trunnion PM/MT=Field Installed Photocontrol RBC-XX=Round Outlet Box Cover TRSD-6/32=Tamper Resistant Screwdriver SF/TR=Tamper Resistant Screw SF/V-XX=Visor SPK=Landscape Post (Standard Color Dark Grey) |

NOTES: 1 150W Pulse Start Metal Halide available in high power factor ballast only. High power factor ballast is required on all MP products. 2 All HID lamps are medium base. 3 High pressure sodium only. 4 120V only. 5 Order accessories as separate items for field installation. Replace XX with color designation. Refer to In-Stock Guide for availability.

STOCK SAMPLE NUMBER: COMPACT FLUORESCENT (LAMP INCLUDED)

Sample Number: CFSF-K-42-E-LL

| Lamp Type/Series | Mounting | Lamp Options | Wiring Options | Lamp Included | Accessories (Order Separately) ² |
|---------------------------------|-----------------|--------------|---------------------------|------------------|---|
| CFSF=Compact Fluorescent Falcon | K=Knuckle Mount | 42=42W | E=Electronic ¹ | LL=Lamp Included | TYS-XX=Trunnion or Yoke Slipfitter for 2-3/8", 3" or 3-1/2" O.D. Tenon FA5-XX=2" Slipfitter for Trunnion Fixture RAB-XX=Right Angle Pipe Bracket for Slipfitter SAB-XX=Steel Angle Bracket for Trunnion PM/MT=Field Installed Photocontrol RBC-XX=Round Outlet Box Cover TRSD-6/32=Tamper Resistant Screwdriver SF/TR=Tamper Resistant Screw SF/V-XX=Visor SPK=Landscape Post (Standard Color Dark Grey) |

NOTES: 1 Compact fluorescent lamps only. In cold temperatures, compact fluorescent lamps produce lower illumination levels. 2 Order accessories as separate items for field installation. Replace XX with color designation. Refer to In-Stock Guide for availability.