



**Catalog No. MEQ (0.1 - 30A)**  
500Vac or Less  
Time-Delay

Amp Ratings				
MEQ				
0.1	0.6	2.25	5.6	15
0.125	0.8	2.5	6	20
0.15	1	3	6.25	25
0.2	1.125	3.2	7	30
0.25	1.25	3.5	8	—
0.3	1.5	4	9	—
0.4	1.6	4.5	10	—
0.5	2	5	12	—

Dimensions - inches		
Amps	Ferrule	Length
0.1 - 30	13/32	1-1/2

**MEQ Specifications**

Time-Delay

**Voltage Rating:** 500Vac  
**Amp Rating:** 0.1 - 30 Amps  
**Interrupting Rating:** 10kA RMS Amps  
**Agency Approvals:**  
 (0.1 - 30) UL Listed, File E162443  
 (0.1 - 30) CSA Cert, LR700489

**Benefits:**

- Compact dimensions.
- Fiber tube construction.
- Time-delay allows harmless inductive surges to pass without needless fuse opening.

**Applications:**

- Supplemental protection of transformers, solenoids, and other high inrush circuits.
- For motor applications, refer to EDCC.

**Recommended Fuse Blocks:** Page 151. **Recommended Inline Fuse Holders:** Page 147. **Recommended Panel Mount Holders:** Page 150.



**Catalog No. MEN (0.1 - 30A)**  
250Vac or Less  
Time-Delay

Amp Ratings				
MEN				
0.1	0.8	2	4.5	10
0.15	1	2.25	5	12
0.2	1.125	2.5	5.6	15
0.25	1.25	2.8	6	20
0.3	1.4	3	6.25	25
0.4	1.5	3.2	7	30
0.5	1.6	3.5	8	—
0.6	1.8	4	9	—

Dimensions - inches		
Amps	Ferrule	Length
0.1 - 30	13/32	1-1/2

**MEN Specifications**

Time-Delay

**Voltage Rating:** 250Vac  
**Amp Rating:** 0.5 - 30 Amps  
**Interrupting Rating:** 10kA RMS Amps @ 125V  
**Agency Approvals:**  
 UL Listed, File E162443  
 CSA Cert., LR700489

**Benefits:**

- Compact dimensions.
- Fiber tube construction.
- Dual-element construction allows harmless inductive surges to pass without opening.

**Applications:**

- Supplemental protection of small motors, transformers, solenoids, and other high inrush power electronic circuits.



**Catalog No. MID (0.1 - 30A)**  
0.1 - 0.8A 250Vac or Less  
1 - 15A 125Vac or Less  
20 - 30A 32Vac or Less  
Pin Indicating - Time-Delay

Amp Ratings				
MID				
0.1	1	2.25	5.6	15
0.15	1.125	2.5	6	20
0.2	1.25	2.8	6.25	25
0.3	1.4	3	7	30
0.4	1.5	3.2	8	—
0.5	1.6	3.5	9	—
0.6	1.8	4	10	—
0.8	2	5	12	—

Dimensions - inches		
Amps	Ferrule	Length
0.1 - 30	13/32	1-1/2

**NOTE:** 12-30 amp is dual-tube construction.

**MID Specifications**

Pin Indicating — Time-Delay

**Voltage Rating:** 0.1 - 0.8 Amps, 250Vac  
 1 - 15 Amps, 125Vac  
 20 - 30 Amps, 32Vac  
**Amp Rating:** 0.1 - 30 Amps

**Interrupting Rating:**  
 10kA @ 125Vac (1/10-15A)  
 1000A @ 32Vac (20-30A)  
 35A @ 280Vac (1/10-8/10A)

**Agency Approvals:**  
 UL Listed, File E162443  
 CSA Cert., LR700489

**Benefits:**

- Compact dimensions.
- Silver-plated pin indicates when fuse is opened. Provides positive electrical signal activation.

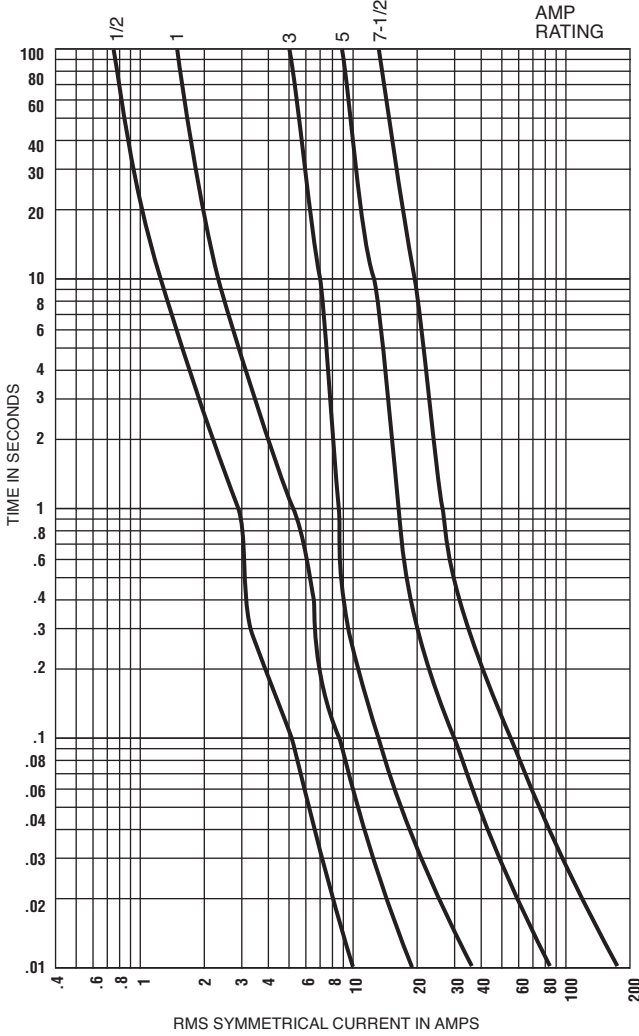
**Applications:**

- Supplemental protection for high inrush power electronic circuits.

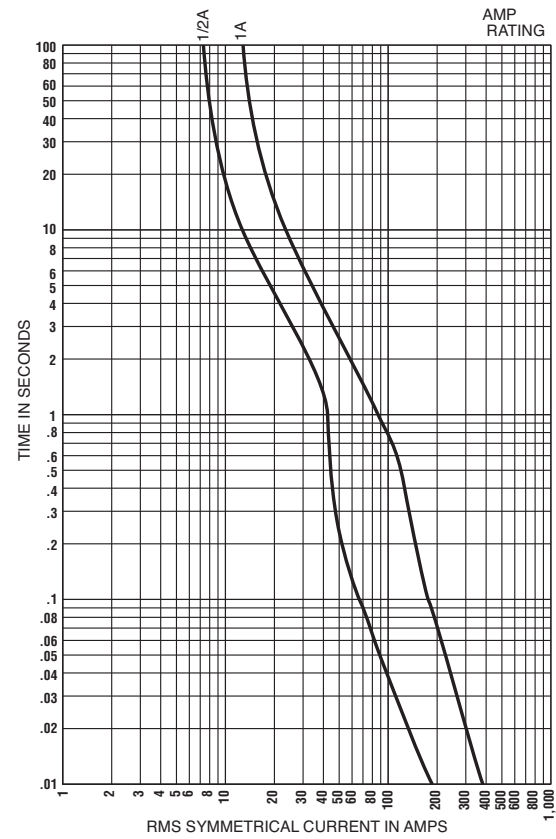
**Recommended Fuse Blocks:**  
 Refer to page 135 in this catalog.

### Average Time-Current Curve

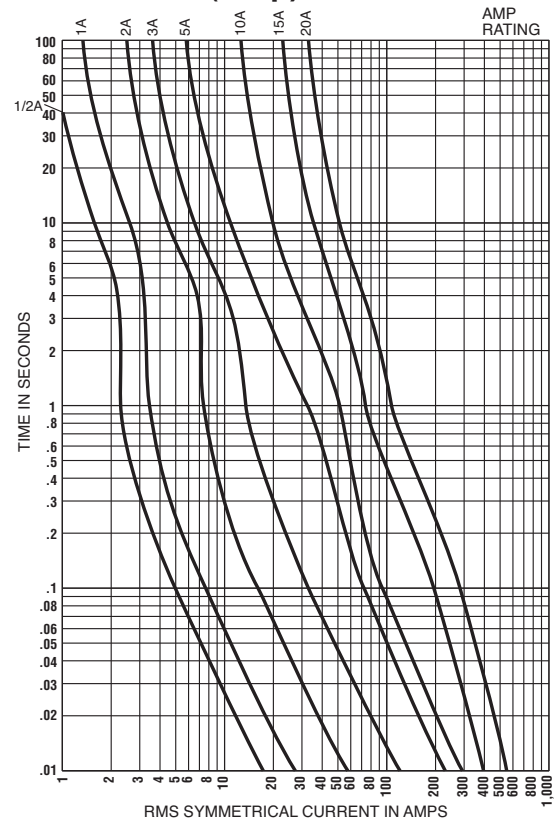
Cat. No. MEQ (Amp)



Cat. No. MEN (Amp)



Cat. No. MID (Amp)





**Catalog No. MEQ (0.1 - 30A)**  
500Vac or Less  
Time-Delay

Amp Ratings				
MEQ				
0.1	0.6	2.25	5.6	15
0.125	0.8	2.5	6	20
0.15	1	3	6.25	25
0.2	1.125	3.2	7	30
0.25	1.25	3.5	8	—
0.3	1.5	4	9	—
0.4	1.6	4.5	10	—
0.5	2	5	12	—

Dimensions - inches		
Amps	Ferrule	Length
0.1 - 30	13/32	1-1/2

**MEQ Specifications**

Time-Delay

**Voltage Rating:** 500Vac  
**Amp Rating:** 0.1 - 30 Amps  
**Interrupting Rating:** 10kA RMS Amps  
**Agency Approvals:**  
 (0.1 - 30) UL Listed, File E162443  
 (0.1 - 30) CSA Cert, LR700489

**Benefits:**

- Compact dimensions.
- Fiber tube construction.
- Time-delay allows harmless inductive surges to pass without needless fuse opening.

**Applications:**

- Supplemental protection of transformers, solenoids, and other high inrush circuits.
- For motor applications, refer to EDCC.

**Recommended Fuse Blocks:** Page 151. **Recommended Inline Fuse Holders:** Page 147. **Recommended Panel Mount Holders:** Page 150.



**Catalog No. MEN (0.1 - 30A)**  
250Vac or Less  
Time-Delay

Amp Ratings				
MEN				
0.1	0.8	2	4.5	10
0.15	1	2.25	5	12
0.2	1.125	2.5	5.6	15
0.25	1.25	2.8	6	20
0.3	1.4	3	6.25	25
0.4	1.5	3.2	7	30
0.5	1.6	3.5	8	—
0.6	1.8	4	9	—

Dimensions - inches		
Amps	Ferrule	Length
0.1 - 30	13/32	1-1/2

**MEN Specifications**

Time-Delay

**Voltage Rating:** 250Vac  
**Amp Rating:** 0.5 - 30 Amps  
**Interrupting Rating:** 10kA RMS Amps @ 125V  
**Agency Approvals:**  
 UL Listed, File E162443  
 CSA Cert., LR700489

**Benefits:**

- Compact dimensions.
- Fiber tube construction.
- Dual-element construction allows harmless inductive surges to pass without opening.

**Applications:**

- Supplemental protection of small motors, transformers, solenoids, and other high inrush power electronic circuits.



**Catalog No. MID (0.1 - 30A)**  
0.1 - 0.8A 250Vac or Less  
1 - 15A 125Vac or Less  
20 - 30A 32Vac or Less  
Pin Indicating - Time-Delay

Amp Ratings				
MID				
0.1	1	2.25	5.6	15
0.15	1.125	2.5	6	20
0.2	1.25	2.8	6.25	25
0.3	1.4	3	7	30
0.4	1.5	3.2	8	—
0.5	1.6	3.5	9	—
0.6	1.8	4	10	—
0.8	2	5	12	—

Dimensions - inches		
Amps	Ferrule	Length
0.1 - 30	13/32	1-1/2

**NOTE:** 12-30 amp is dual-tube construction.

**MID Specifications**

Pin Indicating — Time-Delay

**Voltage Rating:** 0.1 - 0.8 Amps, 250Vac  
 1 - 15 Amps, 125Vac  
 20 - 30 Amps, 32Vac  
**Amp Rating:** 0.1 - 30 Amps

**Interrupting Rating:**  
 10kA @ 125Vac (1/10-15A)  
 1000A @ 32Vac (20-30A)  
 35A @ 280Vac (1/10-8/10A)

**Agency Approvals:**  
 UL Listed, File E162443  
 CSA Cert., LR700489

**Benefits:**

- Compact dimensions.
- Silver-plated pin indicates when fuse is opened. Provides positive electrical signal activation.

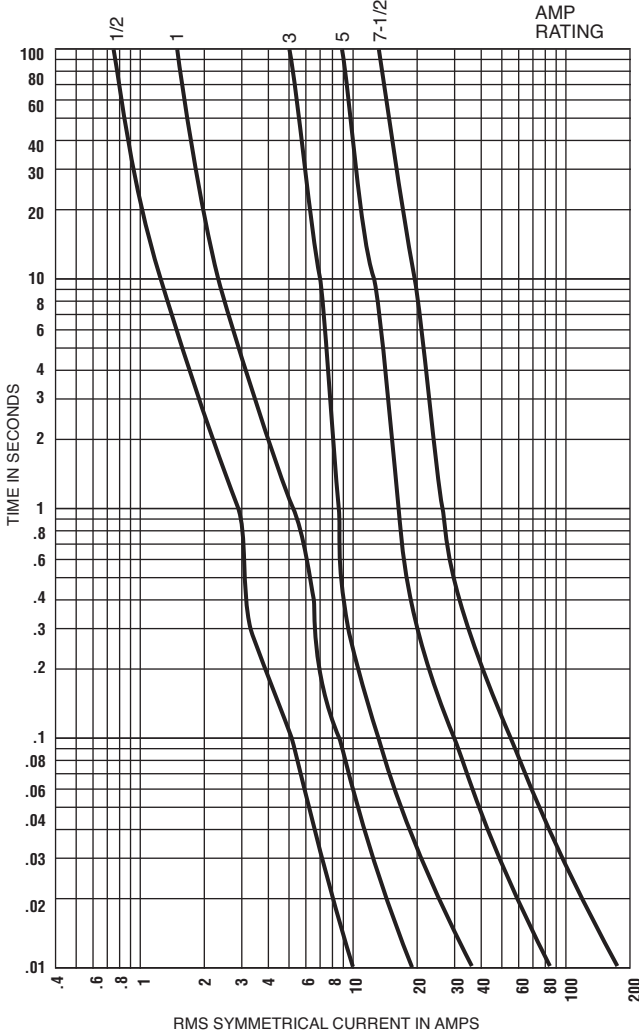
**Applications:**

- Supplemental protection for high inrush power electronic circuits.

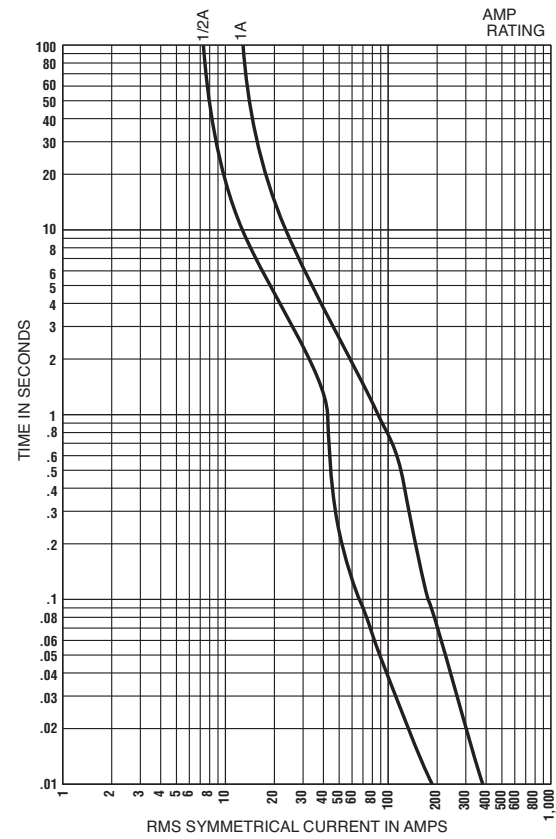
**Recommended Fuse Blocks:**  
 Refer to page 135 in this catalog.

### Average Time-Current Curve

Cat. No. MEQ (Amp)



Cat. No. MEN (Amp)



Cat. No. MID (Amp)

