



SB-1



SB-1H



SB-2



SB-3



SB-4



LVP-2



SB-2 with LVP installed

SLIDERBOX® Adjustable Boxes	Cu. In. Volume	Catalog Number	Component Description	Exterior Dimensions			UPC# 85339	Std. Pkg. Qty.	Std. Wt. (lb.)
				D	W	H			
	23.0	SB-1	Single gang adjustable outlet box, internal stud screws for use in wood or steel non-load-bearing studs 25 gauge or lighter, ½" knockout	3-9/16	2-5/16	3-¾	94500	48	14
	23.0	SB-1H	Single gang adjustable outlet box, <b>horizontal mount</b> , internal stud screws for use in wood or steel non-load-bearing studs 25 gauge or lighter, ½" knockout	3-9/16	3-¾	2-5/16	94503	12	4
	42.0	SB-2	Two-gang adjustable outlet box, internal stud screws for use in wood or steel non-load-bearing studs 25 gauge or lighter, molded-in Speed Klamps™, two ½" knockouts	3-9/16	4	3-¾	94501	24	9
	61.0	SB-3	Three-gang adjustable outlet box, internal stud screws for use in wood or steel non-load-bearing studs 25 gauge or lighter, molded-in Speed Klamps™, two ½" knockouts	3-9/16	5-13/16	3-¾	94502	6	3
	74.8	SB-4	Four-gang adjustable outlet box, internal stud screws for use in wood or steel non-load-bearing studs 25 gauge or lighter, molded-in Speed Klamps™, two ½" knockouts <b>*NOTE: Not UL® classified for fire resistive walls</b>	3-9/16	7-5/8	3-¾	94504	6	4

Low Voltage Partition	Catalog Number	Component Description	UPC# 85339	Std. Pkg. Qty.	Std. Wt. (lb.)

\* Consists of ten (10) packages of five (5) pieces each.



SB-CB



SB-CBG




SB-CBFR




Outlet Box  
UL File No. E30594

SLIDERBOX® 4" Dia.	Cu. In. Volume	Catalog Number	Component Description	Exterior Dim.		Fan Rating	Fixture Rating	UPC# 85339	Std. Pkg. Qty.	Std. Wt. (lb.)
				D	W					
	25.0	SB-CB	4" diameter adjustable ceiling box, internal stud screws for use in wood or steel non-load-bearing studs 25 gauge or lighter, molded-in Speed Klamps™, two ½" knockouts	2-¾	4	—	50 lb.	94505	12	3
	25.0	SB-CBG	4" diameter adjustable ceiling box, internal stud screws for use in wood or steel non-load-bearing studs 25 gauge or lighter, ground strap, molded-in Speed Klamps™, two ½" knockouts	2-¾	4	—	50 lb.	94507	12	4
	25.0	SB-CBFR	4" diameter adjustable fan & fixture support, internal stud screws for use in wood or steel non-load-bearing studs 25 gauge or lighter, molded-in Speed Klamps™, two ½" knockouts, paddle fan mounting bracket and screws	2-¾	4	70 lb.	90 lb.	94506	12	10



Slider plate in full forward position sets box for 1/2" drywall.



Slider plate retracted sets box in fully adjusted forward position for maximum wall substrate thickness of 1-3/8".



SLIDERBOX® can be used in New Work or Old Work/Manufactured Housing Applications

All dimensions are in inches unless otherwise noted.



Flush-Device Box  
UL File No. E30594



LVP-2



P2400W with LVP-2 installed



P3520W with LVP-2 installed

Low Voltage Partition	Catalog Number	Component Description	UPC# 85339	Std. Pkg. Qty.	Std. Wt. (lb.)
	LVP-2	Low voltage divider plate for use with the following part numbers: P-442, P-442QT, P-643, P-643QT, P-764, P-764QT, P-764B, P-764H, P-764HBQT, P-2400W, and P-3520W		80005	50*

\* Consists of ten (10) packages of five (5) pieces each.



PJ-20N



PJ-20H



PJ-32N



PJ-32H



PJ-4S1



PJ-4T1



PJ-4B

4" Square Junction Boxes	Cu. In. Volume	Catalog Number	Component Description	Exterior Dimensions			UPC# 85339	Std. Pkg. Qty.	Std. Wt. (lb.)
				D	W	H			
20.5	PJ-20N	4" square junction box, angled nails, molded-in Speed Klamps™	1-5/8	4	4	99001	48	11	
20.5	PJ-20H	4" square junction box, face bracket side mount hanger, molded-in Speed Klamps™	1-5/8	4	4	99000	48	15	
32.5	PJ-32N	4" square junction box, angled nails, molded-in Speed Klamps™	2-1/2	4	4	99003	48	13	
32.5	PJ-32H	4" square junction box, face bracket side mount hanger, molded-in Speed Klamps™	2-1/2	4	4	99002	48	17	

Plaster Rings/Cover	Cu. In. Volume	Catalog Number	Component Description	Exterior Dimensions			UPC# 85339	Std. Pkg. Qty.	Std. Wt. (lb.)
				D	W	H			
4.2	PJ-4S1	Single gang plaster ring for use w/ 4" square junction box, 1/2" offset	5/8	4	4	99004	100	8	
5.1	PJ-4S2	Single gang plaster ring for use w/ 4" square junction box, 5/8" offset	3/4	4	4	99005	50	5	
6.7	PJ-4T1	Two gang plaster ring for use w/ 4" square junction box, 1/2" offset	5/8	4	4	99006	50	4	
8.1	PJ-4T2	Two gang plaster ring for use w/ 4" square junction box, 5/8" offset	3/4	4	4	99007	50	4	
—	PJ-4B	Square blank cover for use with 4" square junction box	—	4	4	99008	100	8	

All dimensions are in inches unless otherwise noted.  
 See page 32 for flexbox® Attachment Coding suffix descriptions.



# Structured Cable/Low Voltage

Single Gang Boxes, Low Voltage Partitions, Plaster Rings



ALLIED MOULDED PRODUCTS, Inc.



LVBOW-1



LVB-1



LVPR-1



LVP-1



LVP-2

Structured Cable/Low Voltage	Catalog Number	Component Description	Exterior Dimensions			UPC# 85339	Std. Pkg. Qty.	Std. Wt. (lb.)
			D	W	H			
	LVBOW-1	Single gang, old work, structured cable box with ears and wings	3-1/16	2-5/16	3-11/16	80003	24	5
	LVB-1	Single gang, angled mid-nails, structured cable box	2-3/4	2-1/4	3-3/4	80002	48	9
	LVPR-1	Single gang plaster ring, 1/2" offset, structured cable bracket for steel or wood stud face mounting	5/8	4	4	80001	50	4
	LVP-1	Low voltage divider plate for use with fiberglassBOX™ series 2302, 3303, 4304, 5305, and 9314 only	3/32	3-5/16	3-3/4	80000	50*	3
	LVP-2	Low voltage divider plate for use with SLIDERBOX® series SB-2, SB-3, and SB-4; and flexBOX® part numbers P-442, P-442QT, P-643, P-643QT, P-764, P-764QT, P-764B, P-764H, P-764HBQT, P-2400W, and P-3520W	3-32	3-1/16	3-1/2	80005	50*	3

\* Consists of ten (10) packages of five (5) pieces each.


## LVBOW-1 Features and Benefits

- Old work structured cable box
- Sturdy construction with “box-like” strength and rigidity
- Molded thread device holes provide for secure mounting of structured cable devices and cover plates
- Eliminates the need to modify single gang outlet boxes
- Open back design for generous cable bend radius
- Holes in back section provide a means to secure the cable allowing cable accessibility later (Fig. A)
- U.S. Patents D531,128 and 7,179,994



## LVB-1 Features and Benefits


- New work structured cable box
- Sturdy construction with “box-like” strength and rigidity
- Eliminates need to modify single gang box
- Open back for generous cable bend radius
- Easy nail-on mounting design
- Holes on back provide a means to wire tie the cable allowing cable accessibility later (Fig. A)
- Open back channel to store and protect cable during drywall phase (Fig. B)
- US Patents D531,128 and 7,179,994



## LVP-1/LVP-2 Features and Benefits

- Separates line and low voltage within the same electrical box
- Use LVP-1 with Allied Moulded’s deep series 2302, 3303, 4304, 5305, and 9314 fiberglass boxes
- Use LVP-2 with Allied Moulded’s flexBOX® products and SLIDERBOX® products (see chart above for specific part numbers)
- Allows for a reduced number of wall box installations
- Fast, easy and convenient to install

- Complies with article 800.133(A)(1)(c) from 2008 NEC
- For low voltage applications in fire rated walls, utilize the LVP-1 partition with the Allied Moulded deep series fiberglass wall boxes which carry the industry exclusive rating for reduced horizontal separation in the same stud cavity



All dimensions are in inches unless otherwise noted.

Old Work/Manufactured Housing Boxes



UL File No. E245435 - Boxes  
UL File No. E30594 - Partitions



SB-1



SB-1H



SB-2



SB-3



SB-4



LVP-2



SB-2 with LVP installed

SLIDERBOX® Adjustable Boxes	Cu. In. Volume	Catalog Number	Component Description	Exterior Dimensions			UPC# 85339	Std. Pkg. Qty.	Std. Wt. (lb.)
				D	W	H			
	23.0	SB-1	Single gang adjustable outlet box, internal stud screws for use in wood or steel non-load-bearing studs 25 gauge or lighter, ½" knockout	3-9/16	2-5/16	3-¾	94500	48	14
	23.0	SB-1H	Single gang adjustable outlet box, <b>horizontal mount</b> , internal stud screws for use in wood or steel non-load-bearing studs 25 gauge or lighter, ½" knockout	3-9/16	3-¾	2-5/16	94503	12	4
	42.0	SB-2	Two-gang adjustable outlet box, internal stud screws for use in wood or steel non-load-bearing studs 25 gauge or lighter, molded-in Speed Klamps™, two ½" knockouts	3-9/16	4	3-¾	94501	24	9
	61.0	SB-3	Three-gang adjustable outlet box, internal stud screws for use in wood or steel non-load-bearing studs 25 gauge or lighter, molded-in Speed Klamps™, two ½" knockouts	3-9/16	5-13/16	3-¾	94502	6	3
	74.8	SB-4	Four-gang adjustable outlet box, internal stud screws for use in wood or steel non-load-bearing studs 25 gauge or lighter, molded-in Speed Klamps™, two ½" knockouts <b>*NOTE: Not UL® classified for fire resistive walls</b>	3-9/16	7-5/8	3-¾	94504	6	4

Low Voltage Partition	Catalog Number	Component Description	UPC# 85339	Std. Pkg. Qty.	Std. Wt. (lb.)

\* Consists of ten (10) packages of five (5) pieces each.



SB-CB



SB-CBG




SB-CBFR




Outlet Box

UL File No. E30594

SLIDERBOX® 4" Dia.	Cu. In. Volume	Catalog Number	Component Description	Exterior Dim.		Fan Rating	Fixture Rating	UPC# 85339	Std. Pkg. Qty.	Std. Wt. (lb.)
				D	W					
	25.0	SB-CB	4" diameter adjustable ceiling box, internal stud screws for use in wood or steel non-load-bearing studs 25 gauge or lighter, molded-in Speed Klamps™, two ½" knockouts	2-¾	4	—	50 lb.	94505	12	3
	25.0	SB-CBG	4" diameter adjustable ceiling box, internal stud screws for use in wood or steel non-load-bearing studs 25 gauge or lighter, ground strap, molded-in Speed Klamps™, two ½" knockouts	2-¾	4	—	50 lb.	94507	12	4
	25.0	SB-CBFR	4" diameter adjustable fan & fixture support, internal stud screws for use in wood or steel non-load-bearing studs 25 gauge or lighter, molded-in Speed Klamps™, two ½" knockouts, paddle fan mounting bracket and screws	2-¾	4	70 lb.	90 lb.	94506	12	10



Slider plate in full forward position sets box for 1/2" drywall.



Slider plate retracted sets box in fully adjusted forward position for maximum wall substrate thickness of 1-3/8".



SLIDERBOX® can be used in New Work or Old Work/Manufactured Housing Applications

All dimensions are in inches unless otherwise noted.



Flush-Device Box

UL File No. E30594



LVP-2



P2400W with LVP-2 installed



P3520W with LVP-2 installed

Low Voltage Partition	Catalog Number	Component Description	UPC# 85339	Std. Pkg. Qty.	Std. Wt. (lb.)
	LVP-2	Low voltage divider plate for use with the following part numbers: P-442, P-442QT, P-643, P-643QT, P-764, P-764QT, P-764B, P-764H, P-764HBQT, P-2400W, and P-3520W		80005	50*

\* Consists of ten (10) packages of five (5) pieces each.



PJ-20N



PJ-20H



PJ-32N



PJ-32H



PJ-4S1



PJ-4T1



PJ-4B

4" Square Junction Boxes	Cu. In. Volume	Catalog Number	Component Description	Exterior Dimensions			UPC# 85339	Std. Pkg. Qty.	Std. Wt. (lb.)
				D	W	H			
20.5	PJ-20N	4" square junction box, angled nails, molded-in Speed Klamps™	1-5/8	4	4	99001	48	11	
20.5	PJ-20H	4" square junction box, face bracket side mount hanger, molded-in Speed Klamps™	1-5/8	4	4	99000	48	15	
32.5	PJ-32N	4" square junction box, angled nails, molded-in Speed Klamps™	2-1/2	4	4	99003	48	13	
32.5	PJ-32H	4" square junction box, face bracket side mount hanger, molded-in Speed Klamps™	2-1/2	4	4	99002	48	17	

Plaster Rings/Cover	Cu. In. Volume	Catalog Number	Component Description	Exterior Dimensions			UPC# 85339	Std. Pkg. Qty.	Std. Wt. (lb.)
				D	W	H			
4.2	PJ-4S1	Single gang plaster ring for use w/ 4" square junction box, 1/2" offset	5/8	4	4	99004	100	8	
5.1	PJ-4S2	Single gang plaster ring for use w/ 4" square junction box, 5/8" offset	3/4	4	4	99005	50	5	
6.7	PJ-4T1	Two gang plaster ring for use w/ 4" square junction box, 1/2" offset	5/8	4	4	99006	50	4	
8.1	PJ-4T2	Two gang plaster ring for use w/ 4" square junction box, 5/8" offset	3/4	4	4	99007	50	4	
—	PJ-4B	Square blank cover for use with 4" square junction box	—	4	4	99008	100	8	

All dimensions are in inches unless otherwise noted.  
See page 32 for flexbox® Attachment Coding suffix descriptions.

Flush-Device Box  
UL File No. E30594



# Structured Cable/Low Voltage

Single Gang Boxes, Low Voltage Partitions, Plaster Rings



ALLIED  
MOULDED  
PRODUCTS, Inc.



LVBOW-1



LVB-1



LVPR-1



LVP-1



LVP-2

Structured Cable/Low Voltage

Catalog Number	Component Description	Exterior Dimensions			UPC# 85339	Std. Pkg. Qty.	Std. Wt. (lb.)
		D	W	H			
LVBOW-1	Single gang, old work, structured cable box with ears and wings	3-1/16	2-5/16	3-11/16	80003	24	5
LVB-1	Single gang, angled mid-nails, structured cable box	2-3/4	2-1/4	3-3/4	80002	48	9
LVPR-1	Single gang plaster ring, 1/2" offset, structured cable bracket for steel or wood stud face mounting	5/8	4	4	80001	50	4
LVP-1	Low voltage divider plate for use with fiberglassBOX™ series 2302, 3303, 4304, 5305, and 9314 only	3/32	3-5/16	3-3/4	80000	50*	3
LVP-2	Low voltage divider plate for use with SLIDERBOX® series SB-2, SB-3, and SB-4; and flexBOX® part numbers P-442, P-442QT, P-643, P-643QT, P-764, P-764QT, P-764B, P-764H, P-764HBQT, P-2400W, and P-3520W	3-32	3-1/16	3-1/2	80005	50*	3

\* Consists of ten (10) packages of five (5) pieces each.


## LVBOW-1 Features and Benefits

- Old work structured cable box
- Sturdy construction with “box-like” strength and rigidity
- Molded thread device holes provide for secure mounting of structured cable devices and cover plates
- Eliminates the need to modify single gang outlet boxes
- Open back design for generous cable bend radius
- Holes in back section provide a means to secure the cable allowing cable accessibility later (Fig. A)
- U.S. Patents D531,128 and 7,179,994



## LVB-1 Features and Benefits


- New work structured cable box
- Sturdy construction with “box-like” strength and rigidity
- Eliminates need to modify single gang box
- Open back for generous cable bend radius
- Easy nail-on mounting design
- Holes on back provide a means to wire tie the cable allowing cable accessibility later (Fig. A)
- Open back channel to store and protect cable during drywall phase (Fig. B)
- US Patents D531,128 and 7,179,994



## LVP-1/LVP-2 Features and Benefits

- Separates line and low voltage within the same electrical box
- Use LVP-1 with Allied Moulded’s deep series 2302, 3303, 4304, 5305, and 9314 fiberglass boxes
- Use LVP-2 with Allied Moulded’s flexBOX® products and SLIDERBOX® products (see chart above for specific part numbers)
- Allows for a reduced number of wall box installations
- Fast, easy and convenient to install

- Complies with article 800.133(A)(1)(c) from 2008 NEC
- For low voltage applications in fire rated walls, utilize the LVP-1 partition with the Allied Moulded deep series fiberglass wall boxes which carry the industry exclusive rating for reduced horizontal separation in the same stud cavity



All dimensions are in inches unless otherwise noted.

Old Work/Manufactured Housing Boxes



UL File No. E245435 - Boxes  
UL File No. E30594 - Partitions