

Low Voltage Mounting Brackets


Single through 4-gang brackets for installations on existing construction. Designed to install low voltage Class 2 only.

FEATURES AND BENEFITS


- Non-metallic—better than metal and costs less too!
- For communications, cable TV, computer wiring.
- Cat 5 listed
- Adjusts to fit 1/4" to 1" thick wallboard, paneling, or drywall
- Bracket is its own template for cut out
- Mounting wings hold bracket securely against wall when screws are tightened




LV1



LV2



LV3



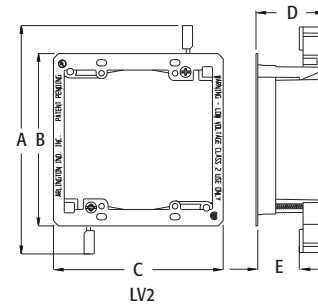
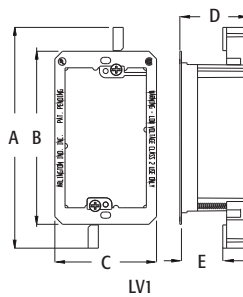
LV4

CATALOG NUMBER	UPC/DCI/NAED MFG #018997	UNIT PKG	STD PKG	DIM A	DIM B	DIM C	DIM D	DIM E
LV1	58175	10	100	5.460	4.250	2.500	1.690	1/4" - 1"
LV2	10952	5	50	5.460	4.250	4.185	1.750	1/4" - 1"
LV3	09600	5	50	5.570	4.250	6.000	1.700	1/4" - 1"
LV4	09601	5	50	5.570	4.250	7.810	1.700	1/4" - 1"

DIM E refers to wall thickness adjustment.
PATENTED.



Scan For Video




FINISHED INSTALLATION



Locate bracket position. Level. Trace inside of LV1 and cut on the outside of the line.

LOW VOLTAGE FIRE ALARM INSTALLATIONS



Arlington's LV2, for existing construction, and LVMB2, for new construction (see pg. O-4), can also be used for the installation of fire alarms.