



## DIMENSIONS:

6-7/8"(W) x 11"(H) x 5-1/8"(D)



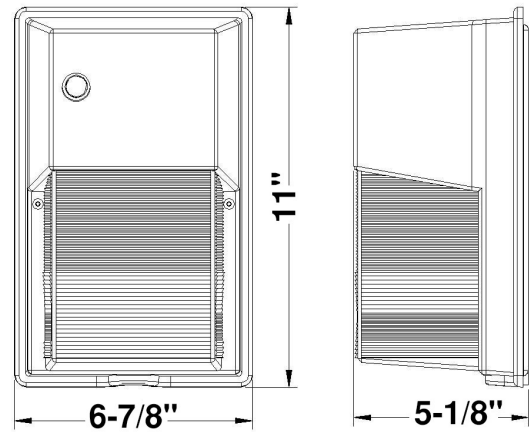
1/2" hub located at back and bottom of housing for mounting versatility



Non-cutoff optics with wide forward throw distribution ideal for extending spacing to mounting height ratio



LWS comes pre-wired with 120 volt photo electric control



## LSW-30CW-PC LSW-30WW-PC

### LED NON-CUTOFF WALL PACK

Ideal for general site lighting, alleys, loading docks, doorway, pathway and parking areas.

#### ELECTRICAL SPECIFICATIONS:

- Voltage: 120-277VAC 50/60Hz
- Wattage: 30W
- Other wattages: 20W
- Power factor: >0.95
- Efficacy: 90LM/W~95LM/W

#### HOUSING SPECIFICATIONS:

- Die cast aluminum
- Outdoor powder coat finish (Dark Bronze)
- Operating temperature: -4°F ~ 104°F
- Lifespan: 50000 Hrs.
- IP rating: IP65, Wet Locations

#### CERTIFICATIONS: UL, DLC



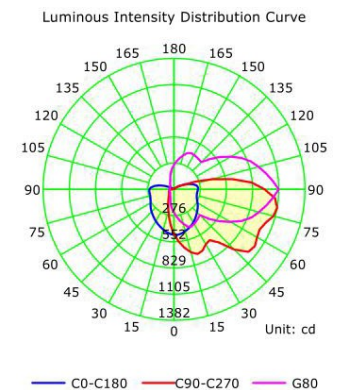
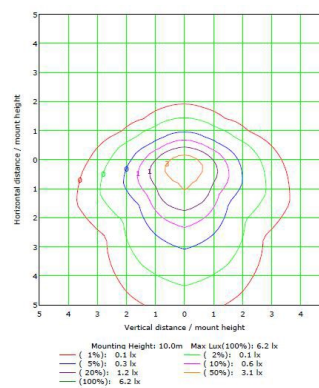
MODEL	WATTS	VOLTAGE	LUMENS	COLOR TEMP
LSW-30CW-PC	30W	120~277V AC	2900 LM	5000K
LSW-30WW-PC	30W	120~277V AC	2700 LM	3000K

#### LIGHTING SPECIFICATIONS:

- LED type/brand: Philips Lumileds / SMD 3030
- Total lumens: 2700LM and 2900LM
- Color temperature: 4000K / 5000K
- Color rendering index: >82
- Beam angle: 90° x 110°

#### WARRANTY: 7 years


#### PHOTOMETRICS:





## DIMENSIONS:

6-7/8"(W) x 11"(H) x 5-1/8"(D)



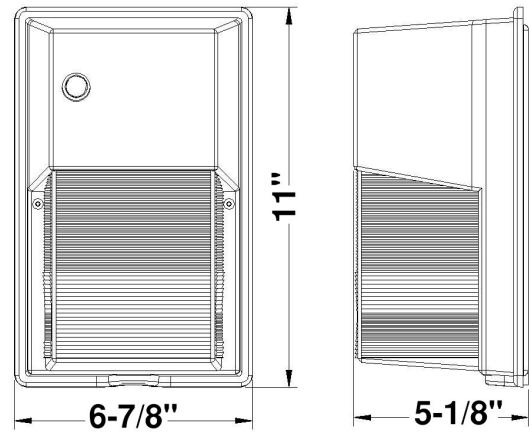
1/2" hub located at back and bottom of housing for mounting versatility



Non-cutoff optics with wide forward throw distribution ideal for extending spacing to mounting height ratio



LWS comes pre-wired with 120 volt photo electric control



## LSW-30CW-PC LSW-30WW-PC

### LED NON-CUTOFF WALL PACK

Ideal for general site lighting, alleys, loading docks, doorway, pathway and parking areas.

#### ELECTRICAL SPECIFICATIONS:

- Voltage: 120-277VAC 50/60Hz
- Wattage: 30W
- Other wattages: 20W
- Power factor: >0.95
- Efficacy: 90LM/W~95LM/W

#### HOUSING SPECIFICATIONS:

- Die cast aluminum
- Outdoor powder coat finish (Dark Bronze)
- Operating temperature: -4°F ~ 104°F
- Lifespan: 50000 Hrs.
- IP rating: IP65, Wet Locations

#### CERTIFICATIONS: UL, DLC



MODEL	WATTS	VOLTAGE	LUMENS	COLOR TEMP
LSW-30CW-PC	30W	120~277V AC	2900 LM	5000K
LSW-30WW-PC	30W	120~277V AC	2700 LM	3000K

#### LIGHTING SPECIFICATIONS:

- LED type/brand: Philips Lumileds / SMD 3030
- Total lumens: 2700LM and 2900LM
- Color temperature: 4000K / 5000K
- Color rendering index: >82
- Beam angle: 90° x 110°

#### WARRANTY: 7 years

#### PHOTOMETRICS:

