

Form 7 Conduit Bodies

For Rigid Conduit & IMC

Types LB, T, LL, LR

Use:

To provide access to conductors for pulling, splicing, maintenance and future changes/upgrades. Allows connection of straight conduit runs, branch conduit runs and 90° bends.

Features:

- Tapered threaded hubs (NPT).
- Flat back design for greater wiring capacity and surface mounting.
- Complete interchangeability with other manufacturers' Form 7 conduit bodies.
- Internal volume and maximum wire clearance marked on castings.
- Time-saving Clip-on™ covers in steel, gray iron or aluminum.
- For covers and gaskets, see Page - AA3 and AA4.

Material/Finish:

- Gray Iron/Zinc Electroplated/Aluminum Enamel
- Copper-free Aluminum/Aluminum Enamel

Optional Finish:

For additional corrosion protection, specify Hot Dip Galvanized. Add suffix "G" to Gray Iron catalog number. Contact your local representative for pricing and availability.

Third Party Certification:



UL Listed: E-18095
Suitable for wet locations when used with gasketed covers.



CSA Certified: 009795
Suitable for wet locations when used with gasketed covers.

Applicable Third Party Standards:


UL Standard: 514A
CSA Standard: C22.2 No. 18
Fed. Spec: A-A-50563
NEMA: FB-1, FB-2.10

Dimensional Data:

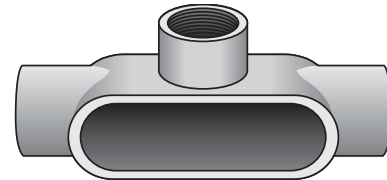
See Pages AA5 - AA7.

Note: Conduit bodies are suitable for use in Class I, Div. 2 hazardous locations per NEC Section 501-4(B).

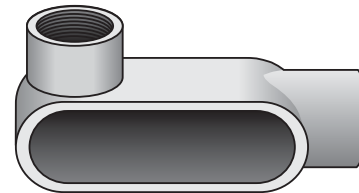
Trade Size (inches)	Catalog Number Gray Iron	Catalog Number Aluminum
1/2	LB17	LB17-SA
3/4	LB27	LB27-SA
1	LB37	LB37-SA
1 1/4	LB47	LB47-SA
1 1/2	LB57	LB57-SA
2	LB67	LB67-SA
2 1/2	LB77	LB77-SA
3	LB87	LB87-SA
3 1/2	LB97	
4	LB107	
1/2	T17	T17-SA
3/4	T27	T27-SA
1	T37	T37-SA
1 1/4	T47	T47-SA
1 1/2	T57	T57-SA
2	T67	T67-SA
2 1/2	T77	
3	T87	
3 1/2	T97	
4	T107	
1/2	LL17	LL17-SA
3/4	LL27	LL27-SA
1	LL37	LL37-SA
1 1/4	LL47	LL47-SA
1 1/2	LL57	LL57-SA
2	LL67	LL67-SA
2 1/2	LL77	
3	LL87	
3 1/2	LL97	
4	LL107	
1/2	LR17	LR17-SA
3/4	LR27	LR27-SA
1	LR37	LR37-SA
1 1/4	LR47	LR47-SA
1 1/2	LR57	LR57-SA
2	LR67	LR67-SA
2 1/2	LR77	
3	LR87	
3 1/2	LR97	
4	LR107	



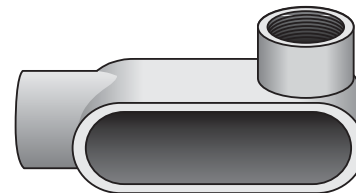
Type LB



Type T



Type LL

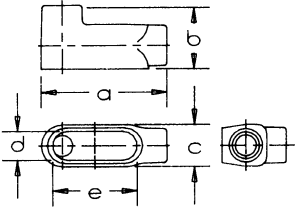


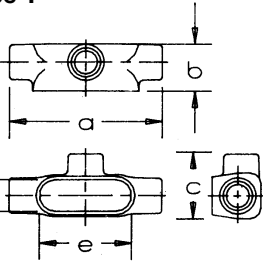
Type LR

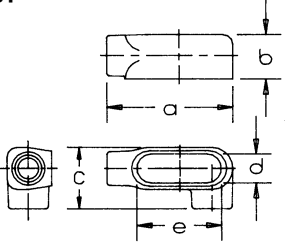
Form 7 Conduit Bodies

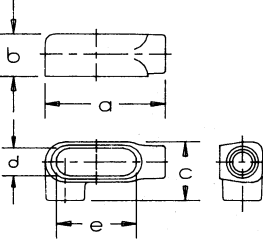
For Rigid Conduit & IMC

Dimensional Data:

Type LB	Catalog Number	Trade Size	Dimensions in Inches					Volume Cu. In.	Max No. Conductors
			a	b	c	d	e		
	LB17	1/2	4 9/16	2 1/4	1 3/8	1 15/16	3 3/16	4	N/A
	LB27	3/4	5 5/16	2 1/2	1 1/8	1 1/8	3 13/16	6.9	3 #6AWG
	LB37	1	6	2 5/8	1 1/4	1 1/8	4 1/2	10.5	3 #4AWG
	LB47	1 1/4	6 1/2	3 5/16	2 3/16	1 3/4	5	19.3	3 #3AWG
	LB57	1 1/2	7 1/8	3 11/16	2 7/16	1 15/16	5 7/16	26.5	3 #1AWG
	LB67	2	8 3/8	4 1/4	3	2 7/16	6 3/8	46	3 #1/0AWG
	LB77	2 1/2	10 1/2	5 5/8	4 1/4	3 3/16	8 3/8	102	3 #3/0AWG
	LB87	3	10 1/2	5 5/8	4 1/4	3 3/16	8 3/8	126	3 #3/0AWG
	LB97	3 1/2	12 11/16	6 3/16	5 1/4	4 1/2	10 1/4	210	3 #300MCM
	LB107	4	12 11/16	7 1/8	5 1/4	4 1/2	10 1/4	238	3 #300MC

Type T	Catalog Number	Trade Size	Dimensions in Inches					Volume Cu. In.	Max No. Conductors
			a	b	c	d	e		
	T17	1/2	5 5/8	1 3/4	2 7/16	1 5/16	3 3/16	6	N/A
	T27	3/4	6 1/4	2	2 5/8	1 1/8	3 13/16	19.5	3 #6AWG
	T37	1	7 1/4	2 1/4	3	1 1/8	4 1/2	15	3 #4AWG
	T47	1 1/4	7 7/16	2 3/16	3 3/16	1 1/4	5	20	3 #3AWG
	T57	1 1/2	8 3/16	2 3/16	3 3/16	1 15/16	5 7/16	27	3 #2AWG
	T67	2	9 3/16	3 3/8	4 1/8	2 7/16	6 3/8	50	3 #2AWG
	T77	2 1/2	12	3 3/8	5 3/4	3 3/16	8 3/8	102	3 #1/0AWG
	T87	3	12 1/16	4 3/8	5 3/4	3 3/16	8 3/8	126	3 #1/0AWG
	T97	3 1/2	14 7/16	4 3/8	6 15/16	4 1/2	10 1/4	210	3 #3/0AWG
	T107	4	14 7/16	5 3/8	6 15/16	4 1/2	10 1/4	238	3 #3/0AWG

Type LL	Catalog Number	Trade Size	Dimensions in Inches					Volume Cu. In.	Max No. Conductors
			a	b	c	d	e		
	LL17	1/2	4 9/16	1 3/8	2 1/4	1 5/16	3 3/16	4	N/A
	LL27	3/4	5 5/16	1 3/8	2 7/16	1 1/8	3 13/16	6.9	3 #6AWG
	LL37	1	6	1 3/8	2 3/4	1 3/8	4 1/2	10.5	3 #4AWG
	LL47	1 1/4	6 1/2	2 3/16	3 3/16	1 3/4	5	19.5	3 #2AWG
	LL57	1 1/2	7 1/8	2 3/16	3 3/16	1 15/16	5 7/16	27	3 #2AWG
	LL67	2	8 3/8	3 3/8	4 1/8	2 7/16	6 3/8	50	3 #3/0AWG
	LL77	2 1/2	10 1/2	3 3/8	5 3/4	3 3/16	8 3/8	102	3 #250MCM
	LL87	3	10 1/2	4 3/8	5 3/4	3 3/16	8 3/8	126	3 #250MCM
	LL97	3 1/2	12 11/16	4 3/8	6 15/16	4 1/2	10 1/4	210	3 #350MCM
	LL107	4	12 11/16	5 3/8	6 15/16	4 1/2	10 1/4	238	3 #350MCM

Type LR	Catalog Number	Trade Size	Dimensions in Inches					Volume Cu. In.	Max No. Conductors
			a	b	c	d	e		
	LR17	1/2	4 9/16	1 3/8	2 1/4	1 5/16	3 3/16	4	N/A
	LR27	3/4	5 5/16	1 3/8	2 7/16	1 1/8	3 13/16	6.9	3 #6AWG
	LR37	1	6	1 3/8	2 3/4	1 3/8	4 1/2	10.5	3 #4AWG
	LR47	1 1/4	6 1/2	2 3/16	3 3/16	1 3/4	5	19.5	3 #2AWG
	LR57	1 1/2	7 1/8	2 3/16	3 3/16	1 15/16	5 7/16	27	3 #2AWG
	LR67	2	8 3/8	3 3/8	4 1/8	2 7/16	6 3/8	50	3 #3/0AWG
	LR77	2 1/2	10 1/2	3 3/8	5 3/4	3 3/16	8 3/8	102	3 #250MCM
	LR87	3	10 1/2	4 3/8	5 3/4	3 3/16	8 3/8	126	3 #250MCM
	LR97	3 1/2	12 11/16	4 3/8	6 15/16	4 1/2	10 1/4	210	3 #350MCM
	LR107	4	12 11/16	5 3/8	6 15/16	4 1/2	10 1/4	238	3 #350MCM

Form 7 Conduit Bodies

For Rigid Conduit & IMC

Types LB, T, LL, LR

Use:

To provide access to conductors for pulling, splicing, maintenance and future changes/upgrades. Allows connection of straight conduit runs, branch conduit runs and 90° bends.

Features:

- Tapered threaded hubs (NPT).
- Flat back design for greater wiring capacity and surface mounting.
- Complete interchangeability with other manufacturers' Form 7 conduit bodies.
- Internal volume and maximum wire clearance marked on castings.
- Time-saving Clip-on™ covers in steel, gray iron or aluminum.
- For covers and gaskets, see Page - AA3 and AA4.

Material/Finish:

- Gray Iron/Zinc Electroplated/Aluminum Enamel
- Copper-free Aluminum/Aluminum Enamel

Optional Finish:

For additional corrosion protection, specify Hot Dip Galvanized. Add suffix "G" to Gray Iron catalog number. Contact your local representative for pricing and availability.

Third Party Certification:



UL Listed: E-18095
Suitable for wet locations when used with gasketed covers.



CSA Certified: 009795
Suitable for wet locations when used with gasketed covers.

Applicable Third Party Standards:


UL Standard: 514A
CSA Standard: C22.2 No. 18
Fed. Spec: A-A-50563
NEMA: FB-1, FB-2.10

Dimensional Data:

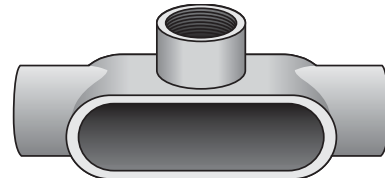
See Pages AA5 - AA7.

Note: Conduit bodies are suitable for use in Class I, Div. 2 hazardous locations per NEC Section 501-4(B).

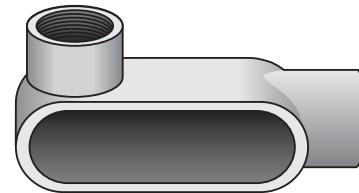
Trade Size (inches)	Catalog Number Gray Iron	Catalog Number Aluminum
1/2	LB17	LB17-SA
3/4	LB27	LB27-SA
1	LB37	LB37-SA
1 1/4	LB47	LB47-SA
1 1/2	LB57	LB57-SA
2	LB67	LB67-SA
2 1/2	LB77	LB77-SA
3	LB87	LB87-SA
3 1/2	LB97	
4	LB107	
1/2	T17	T17-SA
3/4	T27	T27-SA
1	T37	T37-SA
1 1/4	T47	T47-SA
1 1/2	T57	T57-SA
2	T67	T67-SA
2 1/2	T77	
3	T87	
3 1/2	T97	
4	T107	
1/2	LL17	LL17-SA
3/4	LL27	LL27-SA
1	LL37	LL37-SA
1 1/4	LL47	LL47-SA
1 1/2	LL57	LL57-SA
2	LL67	LL67-SA
2 1/2	LL77	
3	LL87	
3 1/2	LL97	
4	LL107	
1/2	LR17	LR17-SA
3/4	LR27	LR27-SA
1	LR37	LR37-SA
1 1/4	LR47	LR47-SA
1 1/2	LR57	LR57-SA
2	LR67	LR67-SA
2 1/2	LR77	
3	LR87	
3 1/2	LR97	
4	LR107	



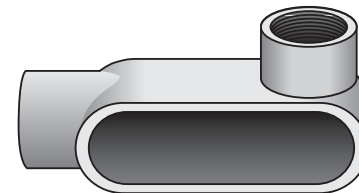
Type LB



Type T



Type LL

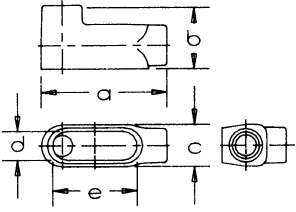


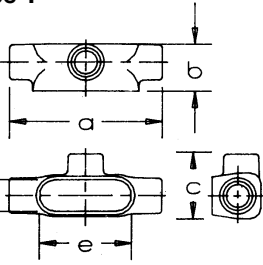
Type LR

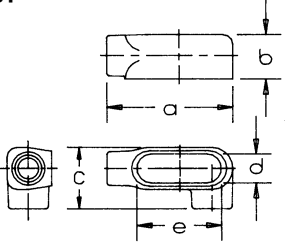
Form 7 Conduit Bodies

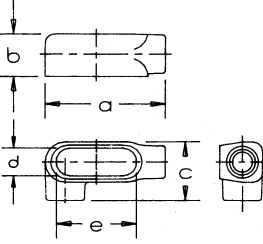
For Rigid Conduit & IMC

Dimensional Data:

Type LB	Catalog Number	Trade Size	Dimensions in Inches					Volume Cu. In.	Max No. Conductors
			a	b	c	d	e		
	LB17	1/2	4 9/16	2 1/4	1 3/8	1 15/16	3 3/16	4	N/A
	LB27	3/4	5 5/16	2 1/2	1 1/8	1 1/8	3 13/16	6.9	3 #6AWG
	LB37	1	6	2 5/8	1 1/4	1 1/8	4 1/2	10.5	3 #4AWG
	LB47	1 1/4	6 1/2	3 5/16	2 3/16	1 3/4	5	19.3	3 #3AWG
	LB57	1 1/2	7 1/8	3 11/16	2 7/16	1 15/16	5 7/16	26.5	3 #1AWG
	LB67	2	8 3/8	4 1/4	3	2 7/16	6 3/8	46	3 #1/0AWG
	LB77	2 1/2	10 1/2	5 5/8	4 1/4	3 3/16	8 3/8	102	3 #3/0AWG
	LB87	3	10 1/2	5 5/8	4 1/4	3 3/16	8 3/8	126	3 #3/0AWG
	LB97	3 1/2	12 11/16	6 3/16	5 1/4	4 1/2	10 1/4	210	3 #300MCM
	LB107	4	12 11/16	7 1/8	5 1/4	4 1/2	10 1/4	238	3 #300MC

Type T	Catalog Number	Trade Size	Dimensions in Inches					Volume Cu. In.	Max No. Conductors
			a	b	c	d	e		
	T17	1/2	5 5/8	1 3/4	2 7/16	1 5/16	3 3/16	6	N/A
	T27	3/4	6 1/4	2	2 5/8	1 1/8	3 13/16	19.5	3 #6AWG
	T37	1	7 1/4	2 1/4	3	1 1/8	4 1/2	15	3 #4AWG
	T47	1 1/4	7 7/16	2 3/16	3 3/16	1 1/4	5	20	3 #3AWG
	T57	1 1/2	8 3/16	2 3/16	3 3/16	1 15/16	5 7/16	27	3 #2AWG
	T67	2	9 3/16	3 3/8	4 1/8	2 7/16	6 3/8	50	3 #2AWG
	T77	2 1/2	12	3 3/8	5 3/4	3 3/16	8 3/8	102	3 #1/0AWG
	T87	3	12 1/16	4 3/8	5 3/4	3 3/16	8 3/8	126	3 #1/0AWG
	T97	3 1/2	14 7/16	4 3/8	6 15/16	4 1/2	10 1/4	210	3 #3/0AWG
	T107	4	14 7/16	5 3/8	6 15/16	4 1/2	10 1/4	238	3 #3/0AWG

Type LL	Catalog Number	Trade Size	Dimensions in Inches					Volume Cu. In.	Max No. Conductors
			a	b	c	d	e		
	LL17	1/2	4 9/16	1 3/8	2 1/4	1 5/16	3 3/16	4	N/A
	LL27	3/4	5 5/16	1 3/8	2 7/16	1 1/8	3 13/16	6.9	3 #6AWG
	LL37	1	6	1 3/8	2 3/4	1 3/8	4 1/2	10.5	3 #4AWG
	LL47	1 1/4	6 1/2	2 3/16	3 3/16	1 3/4	5	19.5	3 #2AWG
	LL57	1 1/2	7 1/8	2 3/16	3 3/16	1 15/16	5 7/16	27	3 #2AWG
	LL67	2	8 3/8	3 3/8	4 1/8	2 7/16	6 3/8	50	3 #3/0AWG
	LL77	2 1/2	10 1/2	3 3/8	5 3/4	3 3/16	8 3/8	102	3 #250MCM
	LL87	3	10 1/2	4 3/8	5 3/4	3 3/16	8 3/8	126	3 #250MCM
	LL97	3 1/2	12 11/16	4 3/8	6 15/16	4 1/2	10 1/4	210	3 #350MCM
	LL107	4	12 11/16	5 3/8	6 15/16	4 1/2	10 1/4	238	3 #350MCM

Type LR	Catalog Number	Trade Size	Dimensions in Inches					Volume Cu. In.	Max No. Conductors
			a	b	c	d	e		
	LR17	1/2	4 9/16	1 3/8	2 1/4	1 5/16	3 3/16	4	N/A
	LR27	3/4	5 5/16	1 3/8	2 7/16	1 1/8	3 13/16	6.9	3 #6AWG
	LR37	1	6	1 3/8	2 3/4	1 3/8	4 1/2	10.5	3 #4AWG
	LR47	1 1/4	6 1/2	2 3/16	3 3/16	1 3/4	5	19.5	3 #2AWG
	LR57	1 1/2	7 1/8	2 3/16	3 3/16	1 15/16	5 7/16	27	3 #2AWG
	LR67	2	8 3/8	3 3/8	4 1/8	2 7/16	6 3/8	50	3 #3/0AWG
	LR77	2 1/2	10 1/2	3 3/8	5 3/4	3 3/16	8 3/8	102	3 #250MCM
	LR87	3	10 1/2	4 3/8	5 3/4	3 3/16	8 3/8	126	3 #250MCM
	LR97	3 1/2	12 11/16	4 3/8	6 15/16	4 1/2	10 1/4	210	3 #350MCM
	LR107	4	12 11/16	5 3/8	6 15/16	4 1/2	10 1/4	238	3 #350MCM