

# InvisiLED® Pro


## 24V LED Tape Light

# WAC LIGHTING

Responsible Lighting®



Tape Section



3 LED "L" Connector

Fixture Type:

Catalog Number:

Project: \_\_\_\_\_

Location: \_\_\_\_\_

### PRODUCT DESCRIPTION

Professional grade white tape light that delivers optimal color consistency and brightness. An ideal system for task or accent lighting applications.

### FEATURES

- Both sides of field cut material can be used with male to male adapter
- Ultra thin profile at 3/8"
- Diodes spaced evenly at 1" on center
- Minimum run length of 1'
- May be field cut every 2" at the end of a run
- Three mounting methods provided for different surfaces
- Specially rated for installation in the storage area of a clothes closet
- 50,000 hour rated life
- 5 year WAC Lighting product warranty

### SPECIFICATIONS

**Construction:** Flexible, silicone cased tape light. Peel and stick 3M construction adhesive. Indicating marks on back for field cutting.

**Power Supply:** Remote and plug-in electronic Class 2 transformers. 120VAC/120-277VAC, 50/60Hz input, 24V 60W and 96W output.

**Light Source:** 12 LEDs per foot. Runs on 24V at 3W per foot.

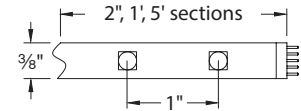
**Dimming:** May be dimmed with electronic low voltage 0-10V (ELV) dimmer.

**Operating Temp:** -4°F – 122°F (-20°C – 50°C), relative humidity 95%.

**Standards:** UL & CUL Listed for damp locations.

### ORDER NUMBER – TAPE SECTION

Model	Watts/ft	Color Temp	CRI	Lumens/ft	Length	Qty	Tape Color
<b>LED-T24</b>	3	<b>W</b> 2700K	85	200	<b>2IN</b> 2 inches	1	<b>WT</b> White
		<b>P</b> 3000K	85	200	<b>2IN-10</b> 2 inches	10	
		<b>35</b> 3500K	85	207	<b>1</b> 1 foot	1	
		<b>1-40</b> 1 foot	40				
		<b>5</b> 5 feet	1				
		<b>C</b> 4500K	85	215			

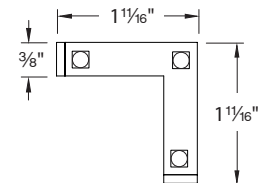


### LED-T24\_\_ - \_\_-WT

Example: **LED-T24P-2IN-10-WT**

### ORDER NUMBER – 3 LED "L" CONNECTOR




Model	Watts	Color Temp	CRI	Lumens	Tape Color
<b>LED-T24</b>	1.2	<b>W</b> 2700K	85	50	<b>3L-WT</b> White
		<b>P</b> 3000K	85	50	
		<b>35</b> 3500K	85	52	
		<b>C</b> 4500K	85	54	



### LED-T24\_\_ -3L-WT

Example: **LED-T24C-3L-WT**

### Class 2 Power Supply (Required)

Type	Model	Input	Output	Max Run	Dim		
Remote		<b>EN-2460-RB2-T</b>	120VAC	24VAC / 60W	20 feet	ELV	Includes a 6 foot lead wire
		<b>EN-24100-RB2-T</b>	120VAC	24VAC / 96W	33 feet	ELV	
Plug-in		<b>EN-2460-P-AR-T</b>	120VAC	24VAC / 60W	20 feet	ELV	Includes a 6 foot lead wire
		<b>EN-24100-P-AR-T</b>	120VAC	24VAC / 96W	33 feet	ELV	
Remote 277V		<b>EN-24100-277-RB2-T</b>	120-277VAC	24VDC / 96W	33 feet	0-10V	Includes a 6 foot lead wire

wacighting.com  
Phone (800) 526.2588  
Fax (800) 526.2585

Headquarters/Eastern Distribution Center  
44 Harbor Park Drive  
Port Washington, NY 11050

Central Distribution Center  
1600 Distribution Ct  
Lithia Springs, GA 30122

Western Distribution Center  
1750 Archibald Avenue  
Ontario, CA 91760


# InvisiLED® Pro

## 24V LED Tape Light








# WAC LIGHTING

## Responsible Lighting®



### Indoor Controller

	<p>Touch Panel and Motion Sensor</p> <p>Includes a Touch Panel, an Occupancy Sensor, and a Controller AC/DC input at 12V(60W Max) or 24V(96W Max) Connect on secondary side of driver/transformer</p>	<p><b>CT-6A-R2</b></p>	<p>Pro, Pro2, Pro3, LITE, Classic Palette</p>
---	---	------------------------	---





### Indoor Electrical Accessories

	<p><b>In Wall Rated Extension Cable</b></p> <p>Extends distance between a hard wired power supply or a wiring box to a tape section.</p>	<p><b>LED-TC-WEXT-144</b> <b>LED-TC-WEXT-144-WT</b> <b>LED-TC-WEXT-240</b> <b>LED-TC-WEXT-240-WT</b></p>	<p>Black 12 ft White 12 ft Black 20 ft White 20 ft</p>
	<p><b>In Wall Rated Joiner Cable</b></p> <p>Connects tape sections. 2 female ends. 1 male to male connector included</p>	<p><b>LED-TC-WIC-144</b> <b>LED-TC-WIC-144-WT</b> <b>LED-TC-WIC-240</b> <b>LED-TC-WIC-240-WT</b></p>	<p>Black 12 ft White 12 ft Black 20 ft White 20 ft</p>
	<p><b>Lead Wire</b></p> <p>Alternative lengths for plug-in power supplies</p>	<p><b>LED-TC-P-2</b> <b>LED-TC-P-2-WT</b> <b>LED-TC-P-12</b> <b>LED-TC-P-12-WT</b></p>	<p>Black 2 ft White 2 ft Black 12 ft White 12 ft</p>
	<p><b>Extension Cable</b></p> <p>Extends distance between a hard wired power supply or a wiring box to a tape section</p>	<p><b>LED-TC-EXT-144</b> <b>LED-TC-EXT-144-WT</b></p>	<p>Black White 12 ft</p>
	<p><b>Low Voltage Wiring Box With Feed</b></p> <p>Neatly houses connectors for up to two wires with 12" female feed</p>	<p><b>LED-TC-B-2</b> <b>LED-TC-B-2-WT</b></p>	<p>Black White L: 1½ in W: ¾ in H: 7/8 in</p>
	<p><b>Low Voltage Wiring Box</b></p> <p>Neatly houses connections for up to two wires</p>	<p><b>LED-T-B</b></p>	<p>L: 1½ in W: ¾ in H: 7/8 in</p>
	<p><b>Wiring Box With Switch</b></p> <p>Use when spanning a large gap in a system layout without leaving exposed wiring. Optional switch included</p>	<p><b>TB-S</b></p>	<p>L: 6¼ in W: 1½ in H: 1¼ in</p>

Compatible with Pro, Pro2, Pro3, LITE, Classic

	<p><b>Joiner Cable</b></p> <p>Connects tape sections</p>	<p><b>LED-TC-IC2</b> <b>LED-TC-IC2-WT</b> <b>LED-TC-IC6</b> <b>LED-TC-IC6-WT</b> <b>LED-TC-IC12</b> <b>LED-TC-IC12-WT</b> <b>LED-TC-IC36</b> <b>LED-TC-IC36-WT</b> <b>LED-TC-IC72</b> <b>LED-TC-IC72-WT</b></p>	<p>Black 2 in White 2 in Black 6 in White 6 in Black 12 in White 12 in Black 36 in White 36 in Black 72 in White 72 in</p>
	<p><b>Male to male connector</b></p>	<p><b>LED-TC-MM</b></p>	<p>Black 50 Qty</p>

Compatible with Pro, Pro2, Pro3, LITE, Classic, Palette. Change directionality of tape runs and reuse cut ends of tape.

	<p><b>3-Way "Y" Connector</b></p> <p>Connects tape sections</p>	<p><b>LED-TC-Y</b> <b>LED-TC-Y-WT</b></p>	<p>Black White</p>
	<p><b>4-Way "X" Connector</b></p> <p>Connects tape sections</p>	<p><b>LED-TC-X</b> <b>LED-TC-X-WT</b></p>	<p>Black White</p>
	<p><b>"L" Connector</b></p> <p>Connects tape sections</p>	<p><b>LED-TC-L</b> <b>LED-TC-L-WT</b></p>	<p>Black White</p>
	<p><b>End cap</b></p> <p>1 cut and 1 male end cap</p>	<p><b>LED-TC-EC</b> <b>LED-TC-EC-WT</b></p>	<p>Black White</p>

Compatible with Pro, Pro2, Pro3, LITE, Classic, Palette

# InvisiLED® Pro

## Indoor Aluminum Channels

# WAC LIGHTING

## Responsible Lighting®



**Aluminum Channel** **LED-T-CH** 5 feet  
**Additional End Caps** **LED-T-CH-EC** 2 pcs

*Diffuses light from InvisiLED tape  
 Includes a diffuser, two end caps, and five screws  
 Compatible with Pro, Pro2, Pro3, LITE, Classic, Palette*



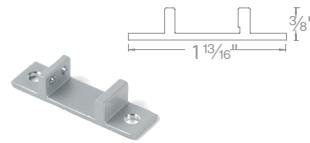
**Deep Aluminum Channel** **LED-T-CH1** 5 feet  
**Additional End Cap** **LED-T-CH1-EC** 2 pcs

*Eliminates visible hot spots  
 Includes a diffuser, two end caps, and five screws  
 Compatible with Pro, Pro2, Pro3, LITE, Classic, Palette*



**45° Angled Aluminum Channel** **LED-T-CH2** 5 feet  
**Additional End Caps** **LED-T-CH2-EC** 2 pcs

*Includes a diffuser, two end caps, and ten screws  
 Compatible with Pro, Pro2, Pro3, LITE, Classic, Palette*



**Fixed Angle Channel Clip** **LED-T-CL3-PT**

*Includes 2 pieces, 4 screws. Use to mount Aluminum Channel, Deep Aluminum Channel, 45° Angled Aluminum Channel*



**Adjustable Channel Clip** **LED-T-CL2-PT**

## INDOOR MOUNTING ACCESSORIES



**Aluminum Retrofit Channel** **LED-T-RC** 3 feet

*Can be bent to create fixed curves or used as a glare shield  
 Compatible with Pro, Pro2, Pro3, LITE, Classic, Palette*



**Clear Channel** **LED-TO24-CH5** 5 feet

*Includes a diffuser, two end caps, and five screws  
 Provides a clean mounting surface for 3M adhesive*



**Clip** **LED-T-CL** 10 pcs  
 For surfaces that are difficult to adhere 10 Screws



**Curve Clip** **LED-T-CL1** 10 pcs  
 Secures on one edge 10 Screws

*Clips to hold indoor InvisiLED tapes sections  
 Compatible with Pro, Pro2, Pro3, LITE, Classic, Palette*