



LED HIGH BAY FIXTURES

Models


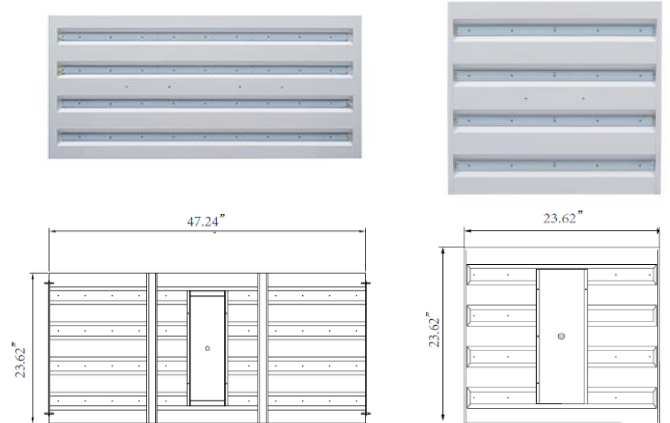
- LED-9150-50K** 150 Watt High Bay Fixture. 400W HID replacement
- LED-9300-50K** 300 Watt High Bay Fixture. 1,000W HID replacement

Description

Light Efficient Design's High Bay fixtures are a cost-effective option to replace HID fixtures up to 1000W. High output LED performance in a self-contained high bay luminaire. Expertly engineered to maximize delivered lumens when placed in high ceiling environments. Operates on 120 to 277 VAC. UL listed.

Features

- Up to 38,533 Lumens and greater than 125 LPW efficacy
- 120 degree LED beam angle for wide, even distribution
- 5000K CCT to bring bright light to any environment
- UL approved for damp locations from -40 to +122F ambient temperatures
- Optional diffusers included
- 5 year limited warranty (see website for details)
- Hanging cables included
- Includes one set of diffuser lenses



Type V

TECHNICAL SPECIFICATIONS - USA 120-277V - ALL MODELS cETLus

| MODEL | VOLTAGE | WATTAGE | LUMENS* | LPW* | REPLACES | BASE | CCT | CRI* | THD* | PF* | R9* | Duv* | LIGHT DISTRIBUTION | DIMMABLE |
|--------------|----------|---------|---------|------|-----------|------|-------|------|-------|------|-----|---------|--------------------|----------|
| LED-9150-50K | 120-277V | 150W | 18780 | 133 | 400W HID | N/A | 5000K | 84.9 | 16.61 | 0.98 | 2 | 0.0022 | Directional / 120° | No |
| LED-9300-50K | 120-277V | 300W | 38533 | 127 | 1000W HID | N/A | 5000K | 83.9 | 14.85 | 0.98 | 11 | -0.0007 | Directional / 120° | No |

PACKAGING SPECIFICATIONS

| MODEL | PRODUCT DIMENSION | PRODUCT WEIGHT | UNIT CARTON DIMENSION | UNIT CTN WT | SHIPPER CARTON DIMENSION | SHIPPER CTN WT | CARTON QUANTITY |
|--------------|---------------------------------------------|------------------|----------------------------------------|-------------------|----------------------------------------|-------------------|-----------------|
| LED-9150-50K | 23.8 X 23.8 X 2.75 in./ 604 X 604 X 69.9 mm | 15 Lbs./ 6.8 kg. | 27 X 27 X 5.5 in. / 686 X 686 X 140 mm | 16 lbs. / 7.27kg. | 27 X 27 X 5.5 in. / 686 X 686 X 140 mm | 16 lbs. / 7.27kg. | 1 |
| LED-9300-50K | 48 X 23.8 X 2.75 in./ 1219 X 604 X 69.9 mm | 30 Lbs | 51 X 27 X 3 in./ 1295 X 686 X 77 mm. | 31 lbs./14 kg. | 51 X 27 X 3 in./ 1295 X 686 X 77 mm. | 31 lbs./14 kg. | 1 |

UPC / UCC

DESIGN LIGHTS CONSORTIUM QPL CERTIFICATION SUMMARY (E39 MODELS ONLY)

| MODEL | PRODUCT UPC | CARTON UCC | QPL CATEGORY 1 | PRODUCT CODE | FAMILY CODE | QPL CATEGORY 2 | PRODUCT CODE | FAMILY CODE |
|--------------|----------------|-------------------|-------------------------------------------------------------|--------------|-------------|----------------|--------------|-------------|
| LED-9150-50K | 8440060 9150 7 | 10 8440060 9150 4 | High-Bay luminaires for Commercial and Industrial Buildings | PF9QN4HF | PPPRKE | N/A | N/A | N/A |
| LED-9300-50K | 8440060 9300 6 | 10 8440060 9300 3 | High-Bay luminaires for Commercial and Industrial Buildings | P6YVSF7J | PPPRKF | N/A | N/A | N/A |

ENERGY SAVINGS vs. HID

| | | |
|------------------------------------------|---------|---------|
| LED Lamp Power (watts) | 150 | 300 |
| HID Lamp Power (watts) | 400 | 1000 |
| HID Ballast Power (watts) | 60 | 150 |
| Total power Savings (watts) | 310 | 850 |
| Annual Energy Savings | \$174 | \$478 |
| Lifetime Energy Savings over 50,000 hrs) | \$1,705 | \$4,675 |

Mounting Orientation

| | BASE DOWN | BASE UP | HORIZONTAL |
|----------------------------------|------------------------|------------------------------|----------------------------------|
| | | | |
| | NOT APPROVED | APPROVED | NOT APPROVED |
| Recommended Minimum Fixture Size | THERMAL SPECIFICATIONS | | |
| Height | N/A | OPERATING TEMPERATURE | -40°F to +122°F / -40°C to +50°C |
| Width | N/A | IN-SITU TEMP MEASUREMENT/L70 | LED TEMPERATURE* 73.7C |
| Volume (Cu. In.) | N/A | L70 LED LUMEN MAINTAINENCE* | > 54,000 |
| | | * FROM ISTMT REPORT AT 77°F | |



LED HIGH BAY FIXTURES

Models


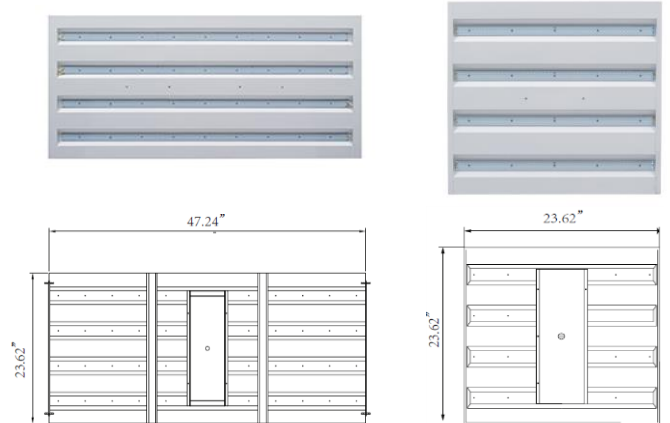
- LED-9150-50K** 150 Watt High Bay Fixture. 400W HID replacement
- LED-9300-50K** 300 Watt High Bay Fixture. 1,000W HID replacement

Description

Light Efficient Design's High Bay fixtures are a cost-effective option to replace HID fixtures up to 1000W. High output LED performance in a self-contained high bay luminaire. Expertly engineered to maximize delivered lumens when placed in high ceiling environments. Operates on 120 to 277 VAC. UL listed.

Features

- Up to 38,533 Lumens and greater than 125 LPW efficacy
- 120 degree LED beam angle for wide, even distribution
- 5000K CCT to bring bright light to any environment
- UL approved for damp locations from -40 to +122F ambient temperatures
- Optional diffusers included
- 5 year limited warranty (see website for details)
- Hanging cables included
- Includes one set of diffuser lenses



Type V

TECHNICAL SPECIFICATIONS - USA 120-277V - ALL MODELS cETLus

| MODEL | VOLTAGE | WATTAGE | LUMENS* | LPW* | REPLACES | BASE | CCT | CRI* | THD* | PF* | R9* | Duv* | LIGHT DISTRIBUTION | DIMMABLE |
|--------------|----------|---------|---------|------|-----------|------|-------|------|-------|------|-----|---------|--------------------|----------|
| LED-9150-50K | 120-277V | 150W | 18780 | 133 | 400W HID | N/A | 5000K | 84.9 | 16.61 | 0.98 | 2 | 0.0022 | Directional / 120° | No |
| LED-9300-50K | 120-277V | 300W | 38533 | 127 | 1000W HID | N/A | 5000K | 83.9 | 14.85 | 0.98 | 11 | -0.0007 | Directional / 120° | No |

PACKAGING SPECIFICATIONS

| MODEL | PRODUCT DIMENSION | PRODUCT WEIGHT | UNIT CARTON DIMENSION | UNIT CTN WT | SHIPPER CARTON DIMENSION | SHIPPER CTN WT | CARTON QUANTITY |
|--------------|---------------------------------------------|------------------|----------------------------------------|-------------------|----------------------------------------|-------------------|-----------------|
| LED-9150-50K | 23.8 X 23.8 X 2.75 in./ 604 X 604 X 69.9 mm | 15 Lbs./ 6.8 kg. | 27 X 27 X 5.5 in. / 686 X 686 X 140 mm | 16 lbs. / 7.27kg. | 27 X 27 X 5.5 in. / 686 X 686 X 140 mm | 16 lbs. / 7.27kg. | 1 |
| LED-9300-50K | 48 X 23.8 X 2.75 in./ 1219 X 604 X 69.9 mm | 30 Lbs | 51 X 27 X 3 in./ 1295 X 686 X 77 mm. | 31 lbs./14 kg. | 51 X 27 X 3 in./ 1295 X 686 X 77 mm. | 31 lbs./14 kg. | 1 |

UPC / UCC

DESIGN LIGHTS CONSORTIUM QPL CERTIFICATION SUMMARY (E39 MODELS ONLY)

| MODEL | PRODUCT UPC | CARTON UCC | QPL CATEGORY 1 | PRODUCT CODE | FAMILY CODE | QPL CATEGORY 2 | PRODUCT CODE | FAMILY CODE |
|--------------|----------------|-------------------|-------------------------------------------------------------|--------------|-------------|----------------|--------------|-------------|
| LED-9150-50K | 8440060 9150 7 | 10 8440060 9150 4 | High-Bay Luminaires for Commercial and Industrial Buildings | PF9QN4HF | PPPRKE | N/A | N/A | N/A |
| LED-9300-50K | 8440060 9300 6 | 10 8440060 9300 3 | High-Bay Luminaires for Commercial and Industrial Buildings | P6YVSF7J | PPPRKF | N/A | N/A | N/A |

ENERGY SAVINGS vs. HID

| | | |
|------------------------------------------|---------|---------|
| LED Lamp Power (watts) | 150 | 300 |
| HID Lamp Power (watts) | 400 | 1000 |
| HID Ballast Power (watts) | 60 | 150 |
| Total power Savings (watts) | 310 | 850 |
| Annual Energy Savings | \$174 | \$478 |
| Lifetime Energy Savings over 50,000 hrs) | \$1,705 | \$4,675 |

Mounting Orientation

| | BASE DOWN | BASE UP | HORIZONTAL |
|----------------------------------|------------------------------|-----------------------------|----------------------------------|
| | | | |
| | NOT APPROVED | APPROVED | NOT APPROVED |
| Recommended Minimum Fixture Size | THERMAL SPECIFICATIONS | | |
| | OPERATING TEMPERATURE | | -40°F to +122°F / -40°C to +50°C |
| Height | IN-SITU TEMP MEASUREMENT/L70 | | |
| Width | N/A | LED TEMPERATURE* | 73.7C |
| Volume (Cu. In.) | N/A | L70 LED LUMEN MAINTAINENCE* | > 54,000 |
| * FROM ISTMT REPORT AT 77°F | | | |