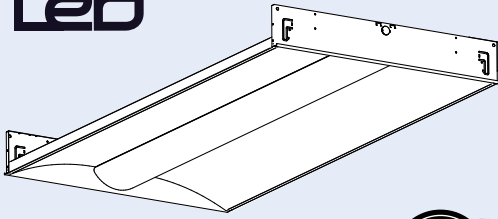


LCAT

LED Contemporary Architectural Troffer

RECESSED ARCHITECTURAL

LED



createchange

FEATURES

- Attractive architectural center lens
- High efficiency acrylic center lens features linear prisms for high performance without pixelation
- Appropriate for offices, schools, medical, and public spaces
- High performance reflector with matte white paint standard
- 60,000 hour LEDs at L80 (up to 150,000 projected life) for reduced maintenance
- Four LED color choices and 80 CRI
- Multiple lumen packages
- Multiple driver options to satisfy different applications
- LED modules and electrical accessible from below
- Optional architecturally styled integration of daylight and occupancy sensor(s)
- QR code traceability
- Integral battery pack optional on most models
- Compatible with Dual-Lite inverters
- Recessed, surface, or cable mount on most models
- Air return option
- DesignLights Consortium® (DLC) qualified; see www.designlights.org
- Five year warranty (Terms and Conditions apply)

ORDERING INFORMATION

LCAT	-								U	-	
-------------	---	--	--	--	--	--	--	--	----------	---	--

MODEL	SIZE	COLOR TEMPERATURE	CEILING TYPE	DRIVER	OPTIONS
LCAT LED Contemporary Architectural Troffer	12 1' x 2' 14 1' x 4' 22 2' x 2' 24 2' x 4'	30 3000K 35 3500K 40 4000K 50 5000K	G Grid Lay-in ¹ SM Surface Mount ² CM Cable/Suspended Mount ^{2,3}	E Fixed Output ESD Step Dimming ^{4,7} ED 0-10V Dimming ED1 0-10V 1% Dimming LUTH Lutron H Series ^{5,7} LUT5 Lutron 5 Series ^{5,7}	ELL14 Emergency Battery Pack, 1400 Lumens ⁶ C388 3-Wire Flex C488 4-Wire Flex C588 5-Wire Flex GLR Fast Blow Fuse NYC NYC Compliant EOR End of Row (SM and CM only. Provides end wiring access for continuous row mounting.) INT Intermediate (SM and CM only. Provides end wiring access for continuous row mounting.) CP Chicago Plenum ODP Occupancy and Daylight Sensors, Philips ^{7,8}

ACCESSORIES (ORDER SEPARATELY)

FK12	1' x 2' Single Flange Kit
FK14	1' x 4' Flange Kit
FK22	2' x 2' Flange Kit
FK24	2' x 4' Flange Kit
CM48Y2SC3F-KIT	48" Cable Mount Kit for 2' wide Cable Mount fixtures, 3 Wire
CM48Y1SC3F-KIT	48" Cable Mount Kit for 1' wide Cable Mount fixtures, 3-wire

LUMEN OUTPUT

XW	Extra Low Watt
VW	Very Low Watt
MW	Medium Low Watt
LW	Low Watt
ML	Medium Lumen
HL	High Lumen
VL	Very High Lumen
XL	Extra High Lumen

See Product Availability Table below.

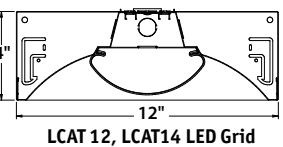
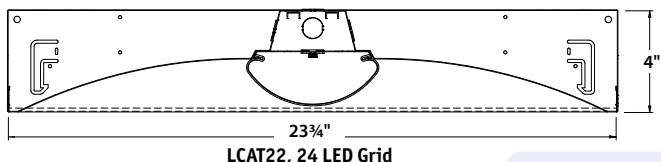
AIR FUNCTION

Blank	Static
A	Air Return Side Slots

VOLTAGE

U	120V-277V
347	347V

¹ For drywall, order G with Flange Kit Accessory.
² Not available with Air Return (A) air function
³ Order hanger accessories separately
⁴ Not available with XW, VW or MW lumen packages
⁵ Limitations apply based on product size and lumen packages; see individual spec sheets
⁶ For compatibility with Dual-Lite LiteGear(R) inverters, contact Hubbell Lighting Representative
⁷ Not available in 347V
⁸ Only available with 0-10V Dimming (ED) Driver Option.
 For questions about configuration options, contact Hubbell Representative.



PRODUCT AVAILABILITY

SIZE	LUMEN PACKAGE	NOMINAL LUMENS	NOMINAL WATTS	LUMENS PER WATT
12	VW	1600-1750	16	100-109
	MW	2150-2300	22	100-107
	LW	2650-3050	25	107-123
14	ML	3050-3350	29	106-117
	HL	3450-3800	34	102-113
	XW	2600-2800	24	110-119
24	VW	3200-3450	30	107-116
	MW	3500-3800	33	107-116
	LW	4000-4350	40	101-109
	ML	4250-4900	40	106-122
	HL	4750-5450	49	98-112
	VL	6250-7200	65	98-112

PRODUCT AVAILABILITY

SIZE	LUMEN PACKAGE	NOMINAL LUMENS	NOMINAL WATTS	LUMENS PER WATT
22	VW	1600-1750	16	100-109
	MW	2150-2300	22	100-107
	LW	2650-3050	25	107-123
ML	3200-3400	30	107-115	
	HL	3550-4050	35	100-115
	VL	4000-4600	42	96-110
24	XW	2600-2800	24	110-119
	VW	3200-3450	30	107-116
	MW	3500-3800	33	107-116
	LW	4100-4700	40	103-117
	ML	4400-5150	40	110-129
	HL	5350-6200	47	114-132
VL	6800-7800	65	105-121	
XL	7800-9250	80	92-110	

Nominal lumen range represents 3000K through 5000K. Lumens vary according to color temperatures and other factors.
 See specific photometric test(s).