



# KT-LED80HID-EX39-850-D

## HID REPLACEMENT LED LAMP

rev.1

### DESCRIPTION

80W HID Replacement LED Lamp | 5000K | >83 CRI | IP64 Rated



<b>LAMP TYPE:</b> HID Replacement LED
<b>BASE TYPE:</b> EX39 (Mogul)
<b>WATTAGE:</b> 80W
<b>COLOR TEMPERATURE:</b> 5000K
<b>METAL HALIDE EQUIVALENT:</b> 320W
<b>COLOR RENDERING INDEX (CRI):</b> >83
<b>WARRANTY:</b> 5 Years



### PRODUCT FEATURES

- Replacement for Conventional Metal Halide Lamp
- Non-Dimmable; Do Not Dim
- 50,000+ Hour Lifetime
- Environmentally Friendly: No Mercury Used
- Instant Startup
- UL Listed
- DLC Listed
- Operating Temperature: -29°C/-20°F to 60°C/140°F
- Suitable for Use in Fully Enclosed Fixture
- Integral Driver, Eliminates the Need for External Driver or Ballast; Includes 6kV Surge Protection
- IP64 Rated; Integrated Heat Sink Quickly Dissipates Heat and Guides Water Intrusion Out of the Lamp
- Active Cooling Technology: When Internal Thermal Sensor Reaches 84°C, Lamp Power Reduces To 80% Of Max; When Sensor Cools To 65°C Lamp Powers Back Up To 100% Rated Power
- Lamp Includes Safety Tether for Additional Security When Installing Lamp in Luminaire

### OPERATING SPECIFICATIONS

#### ELECTRICAL CHARACTERISTICS

Input Voltage	Power Consumption	Power Factor	Input Current
120-277Vac	80W	>0.9	0.73A @ 120V 0.32A @ 277V

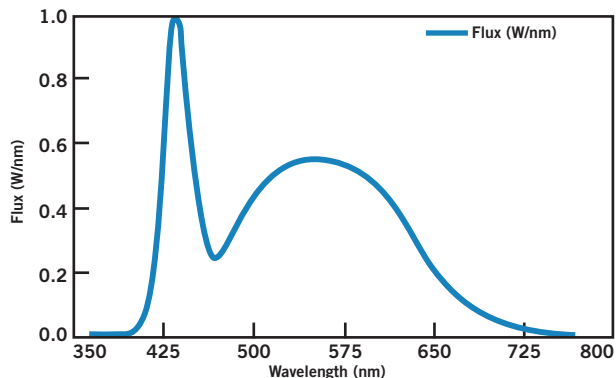
#### RATED LIFE

L70 (Hours)	50,000

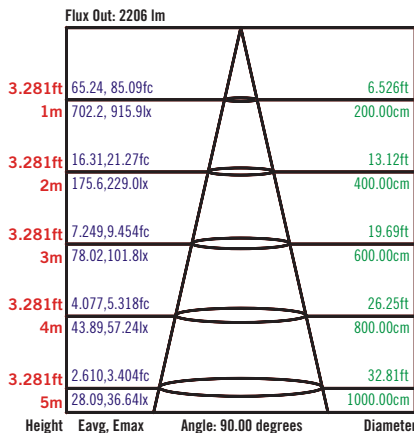
#### PHOTOMETRIC CHARACTERISTICS

Color Temperature (CCT)	5000K
Luminous Flux	11,300 lm
Color Rendering Index (CRI)	>83
Efficacy	141 lm/W
Visible Light Area	360°

#### SPECTRAL DISTRIBUTION



#### LUX DISTANCE CURVE



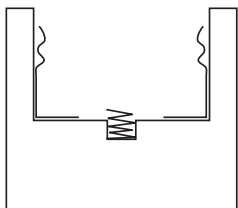
Note: The curves indicate the illuminated area and the average illumination when the luminaire is at a different distance.



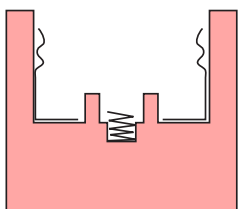
# KT-LED80HID-EX39-850-D

## HID REPLACEMENT LED LAMP

rev.1



E39 MOGUL SOCKET



EX39 MOGUL SOCKET

**EX39-based lamps will work in both E39 and EX39 sockets.**

### WIRING DIAGRAM

**STEP 1**

**Disconnect power.** Disconnect and remove existing ballast, capacitor, and/or ignitor (where applicable) from fixture.

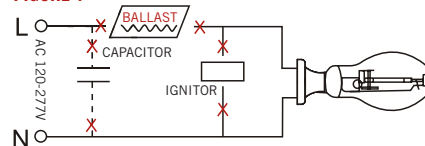
**STEP 2**

Rewire for line voltage to the lamp socket.


**STEP 3**

Install new LED replacement lamp. Ensure lamp is operating properly when power is turned on.

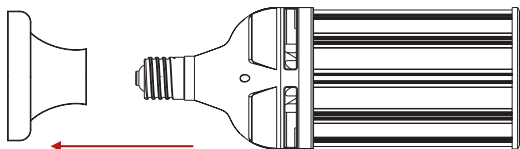
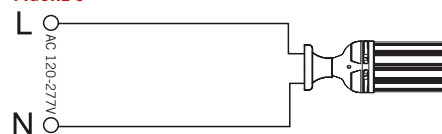
**FIGURE 1**



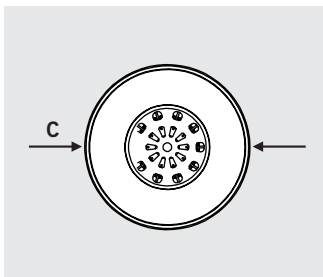
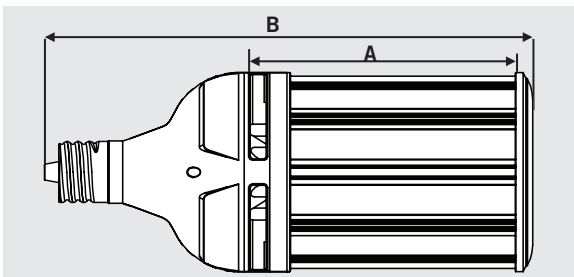
**FIGURE 2**



**FIGURE 3**



### PHYSICAL CHARACTERISTICS



#### LAMP DIMENSIONS

A (Illuminated Length)	4.61"
B (Body Length)	11.4"
C (Diameter)	5.12"

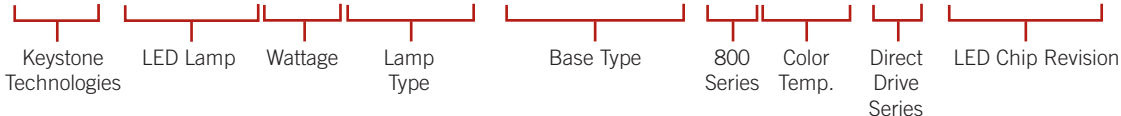
BASE TYPE: EX39 (Mogul)

### ORDERING INFORMATION

ORDER CODE	PACKAGING STYLE	PACK QTY.	ITEM STATUS
KT-LED80HID-EX39-850-D rev1	Distributor Pack (Individual Cartons)	6	Quick Ship

### CATALOG NUMBER BREAKDOWN

# KT-LED80HID-EX39-850-D rev1





# KT-LED80HID-EX39-850-D

## HID REPLACEMENT LED LAMP

rev.1

### DESCRIPTION

80W HID Replacement LED Lamp | 5000K | >83 CRI | IP64 Rated



<b>LAMP TYPE:</b> HID Replacement LED
<b>BASE TYPE:</b> EX39 (Mogul)
<b>WATTAGE:</b> 80W
<b>COLOR TEMPERATURE:</b> 5000K
<b>METAL HALIDE EQUIVALENT:</b> 320W
<b>COLOR RENDERING INDEX (CRI):</b> >83
<b>WARRANTY:</b> 5 Years



### PRODUCT FEATURES

- Replacement for Conventional Metal Halide Lamp
- Non-Dimmable; Do Not Dim
- 50,000+ Hour Lifetime
- Environmentally Friendly: No Mercury Used
- Instant Startup
- UL Listed
- DLC Listed
- Operating Temperature: -29°C/-20°F to 60°C/140°F
- Suitable for Use in Fully Enclosed Fixture
- Integral Driver, Eliminates the Need for External Driver or Ballast; Includes 6kV Surge Protection
- IP64 Rated; Integrated Heat Sink Quickly Dissipates Heat and Guides Water Intrusion Out of the Lamp
- Active Cooling Technology: When Internal Thermal Sensor Reaches 84°C, Lamp Power Reduces To 80% Of Max; When Sensor Cools To 65°C Lamp Powers Back Up To 100% Rated Power
- Lamp Includes Safety Tether for Additional Security When Installing Lamp in Luminaire

### OPERATING SPECIFICATIONS

#### ELECTRICAL CHARACTERISTICS

Input Voltage	Power Consumption	Power Factor	Input Current
120-277Vac	80W	>0.9	0.73A @ 120V 0.32A @ 277V

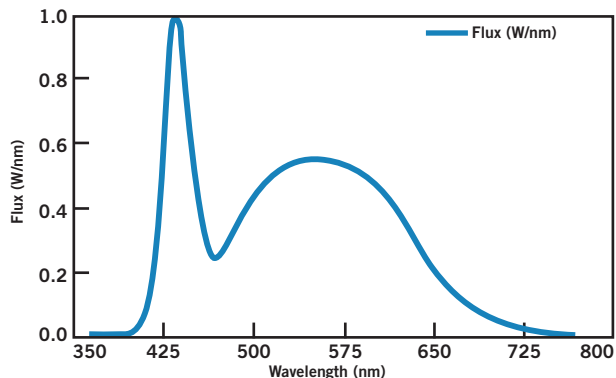
#### RATED LIFE

L70 (Hours)	50,000

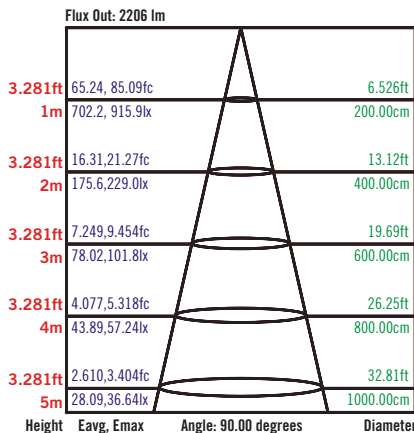
#### PHOTOMETRIC CHARACTERISTICS

Color Temperature (CCT)	5000K
Luminous Flux	11,300 lm
Color Rendering Index (CRI)	>83
Efficacy	141 lm/W
Visible Light Area	360°

#### SPECTRAL DISTRIBUTION



#### LUX DISTANCE CURVE



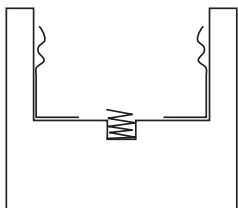
Note: The curves indicate the illuminated area and the average illumination when the luminaire is at a different distance.



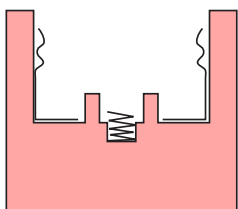
# KT-LED80HID-EX39-850-D

## HID REPLACEMENT LED LAMP

rev.1



E39 MOGUL SOCKET



EX39 MOGUL SOCKET

**EX39-based lamps will work in both E39 and EX39 sockets.**

### WIRING DIAGRAM

**STEP 1**

**Disconnect power.** Disconnect and remove existing ballast, capacitor, and/or ignitor (where applicable) from fixture.

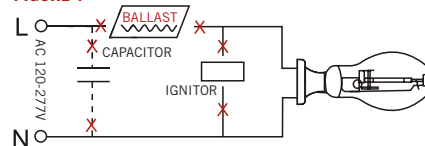
**STEP 2**

Rewire for line voltage to the lamp socket.


**STEP 3**

Install new LED replacement lamp. Ensure lamp is operating properly when power is turned on.

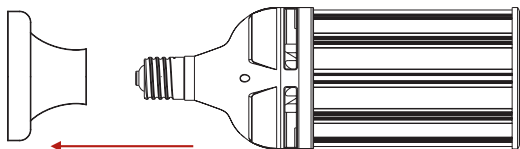
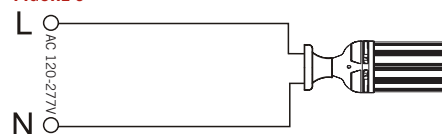
**FIGURE 1**



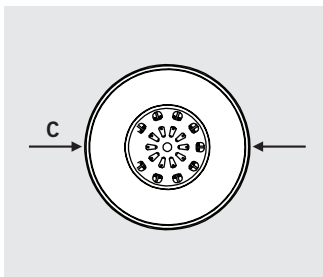
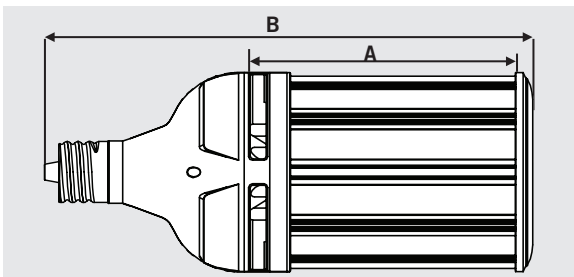
**FIGURE 2**



**FIGURE 3**



### PHYSICAL CHARACTERISTICS



#### LAMP DIMENSIONS

A (Illuminated Length)	4.61"
B (Body Length)	11.4"
C (Diameter)	5.12"

BASE TYPE: EX39 (Mogul)

### ORDERING INFORMATION

ORDER CODE	PACKAGING STYLE	PACK QTY.	ITEM STATUS
KT-LED80HID-EX39-850-D rev1	Distributor Pack (Individual Cartons)	6	Quick Ship

### CATALOG NUMBER BREAKDOWN

# KT-LED80HID-EX39-850-D rev1

