



# KT-LED63HID-H-EX39-850-D


## HID REPLACEMENT LED LAMP

### DESCRIPTION

63W HID Replacement LED Lamp | 5000K | 80 CRI | IP64 Rated



<b>LAMP TYPE:</b> HID Replacement LED
<b>BASE TYPE:</b> EX39 (Mogul) Rotatable
<b>WATTAGE:</b> 63W
<b>COLOR TEMPERATURE:</b> 5000K
<b>METAL HALIDE EQUIVALENT:</b> 250W
<b>COLOR RENDERING INDEX (CRI):</b> 80
<b>WARRANTY:</b> 5 Years



### PRODUCT FEATURES

- Replacement for conventional metal halide lamp
- Ideal for wallpack retrofit applications
- Optimized for horizontal applications with directional light output from opening LED assembly construction
- Non-dimmable; Do not dim
- 50,000+ hour lifetime
- Environmentally friendly: No mercury used
- Instant startup
- Operating temperature: -40°C/-40°F to 45°C/113°F in enclosed fixture
- Integral driver, eliminates the need for external driver or ballast; Includes 4kV surge protection
- IP64 Rated; integrated heat sink quickly dissipates heat and guides water intrusion out of the lamp
- Horizontal orientation
- Suitable for use in fully enclosed fixture. Minimum lamp compartment dimensions: 8in x 8in x 11.6in

### OPERATING SPECIFICATIONS

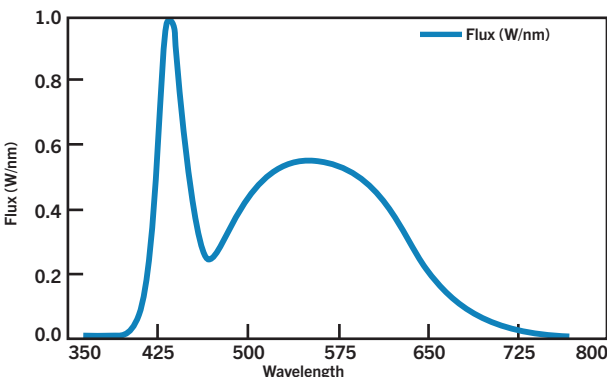
#### ELECTRICAL CHARACTERISTICS

Input Voltage	Power Consumption	Power Factor	Input Current
120-277Vac	63W	>0.9	0.53@120V, 0.23@277V

#### PHOTOMETRIC CHARACTERISTICS

Color Temperature (CCT)	5000K	Efficacy	150 lm/W
Luminous Flux	9,450 lm	Beam Angle	180°
Color Rendering Index (CRI)	80		

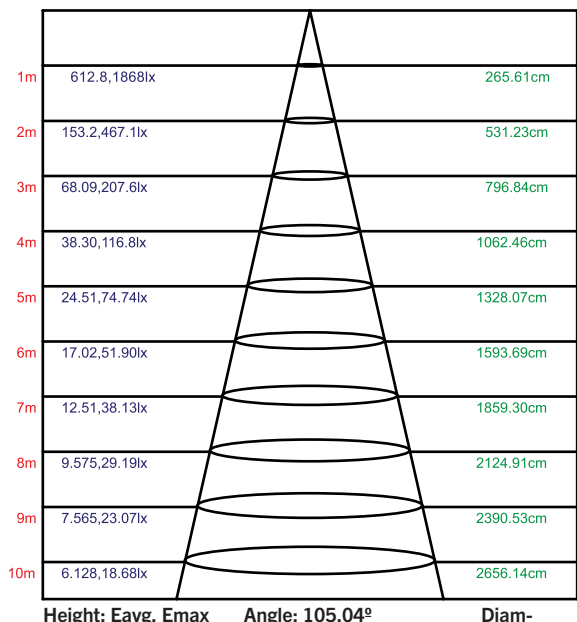
#### SPECTRAL DISTRIBUTION



#### RATED LIFE

L70 (Hours)	50,000
-------------	--------

Flux out: 3647 lm





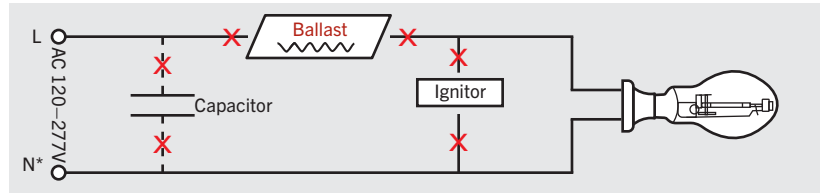
# KT-LED63HID-H-EX39-850-D

## HID REPLACEMENT LED LAMP

### WIRING DIAGRAM


#### STEP 1

**Disconnect power.** Disconnect and remove existing ballast, capacitor, and/or ignitor (where applicable) from fixture.




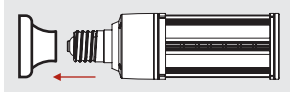
#### STEP 2

Rewire for line voltage to the lamp socket. Lamp is compatible with 120-277V from single phase, three phase wye, and three phase delta systems.




#### STEP 3

Install new LED replacement lamp. Ensure lamp is operating properly when power is turned on.



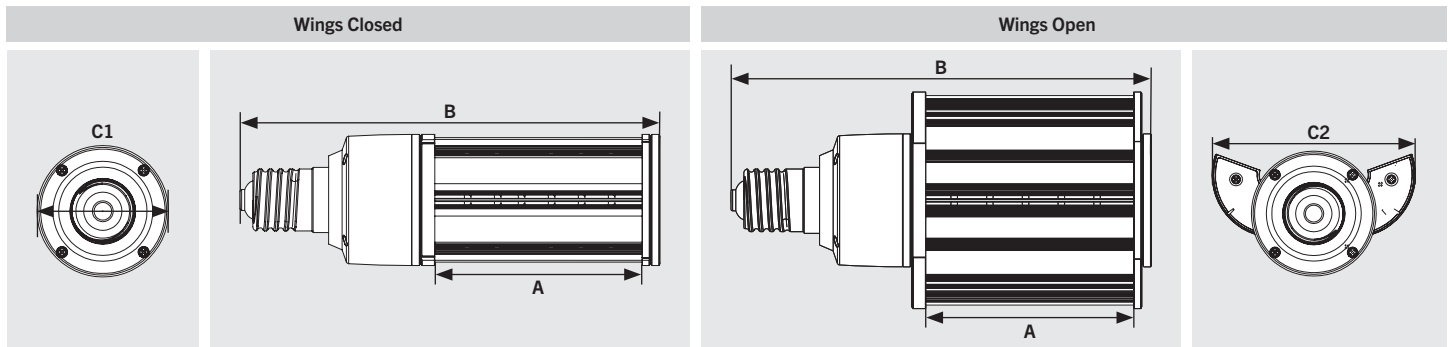
#### STEP 4

Rotate lamp base and open wings accordingly toward direction of desired lumination.



\*or other line for certain three phase systems such as 120/208 three phase wye systems

### PHYSICAL CHARACTERISTICS



#### LAMP DIMENSIONS

A (Illuminated Length)	5.83"	C (Diameter)	3.23"
B (Body Length)	11.12"	C2 (Width, Wings Open)	5.26"

**BASE TYPE:** EX39 (Mogul) Rotatable



# KT-LED63HID-H-EX39-850-D

## HID REPLACEMENT LED LAMP

### ORDERING INFORMATION

Order Code	Packaging Style	Pack Quantity	Item Status
KT-LED63HID-H-EX39-850-D-DP	Distributor Pack (Individual Cartons)	16	Quick Ship

### CATALOG NUMBER BREAKDOWN

# KT-LED63HID-H-EX39-850-D-DP

1 2 3 4 5 6 7 8 9 10

- 1 Keystone Technologies
- 2 LED Lamp
- 3 Wattage
- 4 Lamp Type
- 5 Horizontal Orientation
- 6 Base Type
- 7 80 CRI
- 8 Color Temperature
- 9 DirectDrive Series
- 10 Packaging Style