




PASS & SEYMOUR®
 Industrial Spec Grade Turnlok® Locking Devices
 3 Wire 15, 20 & 30A; 125 & 250V, 277VAC

PSL515, CRL515, PSL615, PSL715, L520, CRL520, L620, CRL620, L720, L530, CRL530, L630, CRL630, L730

Tough enough for industrial environments.

Every component of these durable Turnlok locking plugs and connectors are built to offer the lowest installed cost with maximum durability. Quick-thread assembly screws install four times faster than competitive product and backed-out screws come ready-to-wire. The rugged easy-to-grip nylon housing, clear thermoplastic terminal chambers as well as high-strength brass alloy blades and contacts combine to give Legrand the premium selection of P&S Turnlok plugs and connectors.



FEATURES & BENEFITS

Rounded back contour reduces snags and hang-ups on the job site.

Visible stamped NEMA configuration and device rating.

Raised ribs provide non-slip gripping profile for turning to lock and unlock.

Double dovetail design provides superior protection against cord pull-out forces.

Industrial-strength, brass alloy plug blades and connector contacts resist heat rise, provide excellent conductivity.

Scalloped shell design provides non-slip gripping surface for insertion and withdrawal.

Quick-thread assembly screws and cord-grip screws come backed-out, ready-to-wire. Installs four times faster.

Impact- and corrosion-resistant durable nylon 6/6 shell material.

New-design external cord grips provide visible assurance of safe and proper cord retention.

Integral flexible rubber cord grommet conforms to and seals around SO cord to provide protection from oils, water, or chips entering wiring chamber.

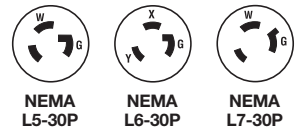
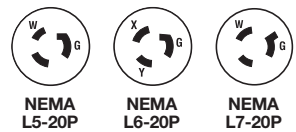
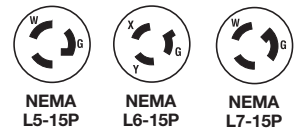
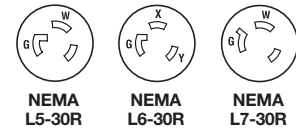
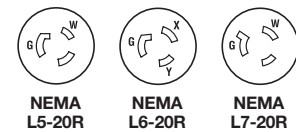
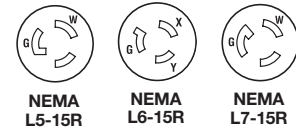
L630C & L630P

FIELD USES/VERTICAL MARKETS

- Industrial
- Health Care
- Education
- Institutional
- Retail
- Office
- Hospitality/Lodging

ORDERING INFORMATION

| Catalog Number | Rating A. V. | Description/Color | Cord Diameter | NEMA Config. No. |
|------------------------------------|--------------|---|---------------|------------------|
| Connectors IP20 Suitability | | | | |
| PSL515-C | 15 125 | Black Back, White Front Body | .230"-.720" | L5-15R |
| CRL515-C | 15 125 | Corrosion-Resistant Yellow Back, White Front Body | .230"-.720" | L5-15R |
| PSL615-C | 15 250 | Black Back, White Front Body | .230"-.720" | L6-15R |
| PSL715-C | 15 277* | Black Back, White Front Body | .230"-.720" | L7-15R |
| L520-C | 20 125 | Black Back, White Front Body | .750"-1.150" | L5-20R |
| L520-CBK | 20 125 | Black Back, Black Front Body | .750"-1.150" | L5-20R |
| CRL520-C | 20 125 | Corrosion-Resistant, Yellow Back, White Front Body | .750"-1.150" | L5-20R |
| L620-C | 20 250 | Black Back, White Front Body | .750"-1.150" | L6-20R |
| CRL620-C | 20 250 | Corrosion-Resistant, Yellow Back, White Front Body | .750"-1.150" | L6-20R |
| L720-C | 20 277* | Black Back, White Front Body | .750"-1.150" | L7-20R |
| L530-C | 30 125 | Black Back, White Front Body | .750"-1.150" | L5-30R |
| L530-CBK | 30 125 | Black Back, Black Front Body | .750"-1.150" | L5-30R |
| CRL530-C | 30 125 | Corrosion-Resistant, Yellow Back, White Front Body | .750"-1.150" | L5-30R |
| L630-C | 30 250 | Black Back, White Front Body | .750"-1.150" | L6-30R |
| CRL630-C | 30 250 | Corrosion-Resistant, Yellow Back, White Front Body | .750"-1.150" | L6-30R |
| L730-C | 30 277* | Black Back, White Front Body | .750"-1.150" | L7-30R |
| Plugs IP20 Suitability | | | | |
| PSL515-P | 15 125 | Black Back, White Front Body | .230"-.720" | L5-15P |
| CRL515-P | 15 125 | Corrosion-Resistant, Yellow Back, White Front Body | .230"-.720" | L5-15P |
| PSL615-P | 15 250 | Black Back, White Front Body | .230"-.720" | L6-15P |
| PSL715-P | 15 277* | Black Back, White Front Body | .230"-.720" | L7-15P |
| L520-P | 20 125 | Black Back, White Front Body | .225"-1.150" | L5-20P |
| L520-PBK | 20 125 | Black Back, Black Front Body | .225"-1.150" | L5-20P |
| CRL520-P | 20 125 | Corrosion-Resistant, Yellow Back, White Front Body | .225"-1.150" | L5-20P |
| L620-P | 20 250 | Black Back, White Front Body | .225"-1.150" | L6-20P |
| CRL620-P | 20 250 | Corrosion-Resistant, Yellow Back, White Front Body | .225"-1.150" | L6-20P |
| L720-P | 20 277* | Black Back, White Front Body | .225"-1.150" | L7-20P |
| L530-P | 30 125 | Black Back, White Front Body | .225"-1.150" | L5-30P |
| L530-PBK | 30 125 | Black Back, Black Front Body | .225"-1.150" | L5-30P |
| CRL530-P | 30 125 | Corrosion-Resistant, Yellow Back, White Front Body | .225"-1.150" | L5-30P |
| L630-P | 30 250 | Black Back, White Front Body | .225"-1.150" | L6-30P |
| CRL630-P | 30 250 | Corrosion-Resistant, Yellow Back, White Front Body | .225"-1.150" | L6-30P |
| L730-P | 30 277* | Black Back, White Front Body | .225"-1.150" | L7-30P |



*AC only.

For more information on these and other P&S products refer to our Catalog or visit our web site.

Industrial Spec Grade Turnlok® Locking Devices 3 Wire 15, 20 & 30A; 125 & 250V, 277VAC

TECHNICAL SPECIFICATIONS

3rd Party Compliance

UL Listed, File Number E146159, Standard UL498, Attachment Plugs and Receptacles.
Federal Specification WC596.
CSA Certified, File Number LR1765, Standard CSA-C22.2 No. 42, General Use Receptacles and Attachment Plugs.
Conforms to NEMA WD-1.

Performance

Electrical

| | |
|------------------------------|--|
| Dielectric Withstand Voltage | 15A = 1600V minimum, 20 & 30A = 2200V minimum |
| Maximum Working Voltage | 15A = 277VAC, 20 & 30A = 600VAC |
| Current Interrupting | Certified for current interrupting at full-rated current |
| Temperature Rise | 30°C maximum after 50 cycles at 150% rated current |

Mechanical


| | |
|--------------------------|---|
| Cord Accommodations | Round portable service cords of diameters in accordance with the device rating as defined in UL62 |
| Cord Grip Accommodations | 15A = .230"-.720" diameter, 20 & 30A = .225"-1.150" diameter |
| Terminal Identification | 15A = Green = Ground, White = Neutral, Brass = Hot 20 & 30A = "GR" and Green color = Ground, "WH" and White color = Neutral, "X", "Y", "Z" = Hot |
| Terminal Accommodation | 15A = #18 AWG min. - #10 AWG max. 20A = #18 AWG min. - #8 AWG max. 30A = #18 AWG min. - #6 AWG max. |
| Product Identification | Amperage, Voltage, 3rd Party Compliance, NEMA Configuration hot stamped onto device |

Environmental


| | |
|-----------------------|--|
| Flammability | UL94 V2 |
| Operating Temperature | Maximum continuous +75°C, minimum -40°C without impact |

Materials


| | Standard | Corrosion-Resistant |
|--------------------|---|---|
| Back Body | Nylon | Nylon |
| Front Body | Nylon | Nylon |
| Terminal Chamber | Polycarbonate | Polycarbonate |
| Cord Clamp | Nylon | Nylon |
| * Dust Cover | Kraton | Kraton |
| Plug Blades | 15 & 20A = Brass 30A = Tin-Plated Brass | 15 & 20A = Nickel-Plated Brass 30A = Tin-Plated Brass |
| Connector Contacts | 15 & 20A = Brass 30A = Tin-Plated Brass | 15 & 20A = Nickel-Plated Brass 30A = Tin-Plated Brass |
| Terminal Clamp | 15A = Zinc-Plated Steel 20A = Nickel-Plated Steel 30A = Brass | 15A = Nickel-Plated Steel 20A = Nickel-Plated Steel 30A = Nickel-Plated Brass |
| Terminal Screws | 15A = Nickel- or Brass-Plated Steel 20 & 30A = Brass | 15A = Nickel-Plated Steel 20 & 30A = Nickel-Plated Brass |
| Ground Screws | 15A = Nickel-Plated Steel 20 & 30A = Brass | 15A = Nickel-Plated Steel 20 & 30A = Nickel-Plated Brass |
| Cord Clamp Screws | Nickel-Plated Steel | Nickel-Plated Steel |
| Assembly Screws | Nickel-Plated Steel | Nickel-Plated Steel |




Dimensions for
15 Amp Plug



Dimensions for
15 Amp Connector



Dimensions for
20 & 30 Amp Plug



Dimensions for
20 & 30 Amp Connector

*Dust Cover available only in 20 & 30 Amp Plugs & Connectors.

Warranty

1 Year



Download this product's PEP ecopassport® environmental product declaration at www.legrand.us/resources-and-downloads. This declaration conforms with ISO 14025 and 14040 and is in alignment with EN 15804.

NOTES

ALSO AVAILABLE...

- USB Charging Devices
- Hospital Grade Devices
- PlugTail™ Devices
- Switches
- Straight Blade Receptacles
- Lighting & Fan Controls
- Weatherproof Boxes & Covers
- Wall Plates
- Flexcor® Wire Mesh Grips
- Configurable Solutions
- GFCIs



Electrical Wiring Systems

P.O. Box 4822
Syracuse, NY 13221-4822
Phone: 1.800.776.4035
www.legrand.us/passandseymour
570 Applewood Crescent
Vaughan, Ontario L4K 4B4
Phone: 905.738.9195
www.legrand.ca





PASS & SEYMOUR®
 Industrial Spec Grade Turnlok® Locking Devices
 3 Wire 15, 20 & 30A; 125 & 250V, 277VAC

PSL515, CRL515, PSL615, PSL715, L520, CRL520, L620, CRL620, L720, L530, CRL530, L630, CRL630, L730

Tough enough for industrial environments.

Every component of these durable Turnlok locking plugs and connectors are built to offer the lowest installed cost with maximum durability. Quick-thread assembly screws install four times faster than competitive product and backed-out screws come ready-to-wire. The rugged easy-to-grip nylon housing, clear thermoplastic terminal chambers as well as high-strength brass alloy blades and contacts combine to give Legrand the premium selection of P&S Turnlok plugs and connectors.



FEATURES & BENEFITS

Rounded back contour reduces snags and hang-ups on the job site.

Visible stamped NEMA configuration and device rating.

Raised ribs provide non-slip gripping profile for turning to lock and unlock.

Double dovetail design provides superior protection against cord pull-out forces.

Industrial-strength, brass alloy plug blades and connector contacts resist heat rise, provide excellent conductivity.

Scalloped shell design provides non-slip gripping surface for insertion and withdrawal.

Quick-thread assembly screws and cord-grip screws come backed-out, ready-to-wire. Installs four times faster.

Impact- and corrosion-resistant durable nylon 6/6 shell material.

New-design external cord grips provide visible assurance of safe and proper cord retention.

Integral flexible rubber cord grommet conforms to and seals around SO cord to provide protection from oils, water, or chips entering wiring chamber.

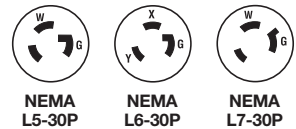
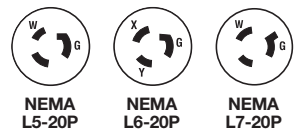
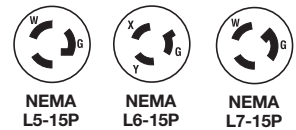
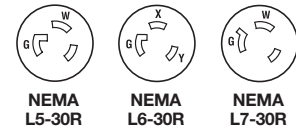
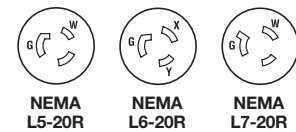
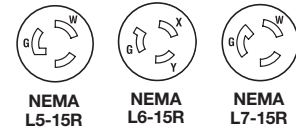
L630C & L630P

FIELD USES/VERTICAL MARKETS

- Industrial
- Health Care
- Education
- Institutional
- Retail
- Office
- Hospitality/Lodging

ORDERING INFORMATION

| Catalog Number | Rating A. V. | Description/Color | Cord Diameter | NEMA Config. No. |
|------------------------------------|--------------|---|---------------|------------------|
| Connectors IP20 Suitability | | | | |
| PSL515-C | 15 125 | Black Back, White Front Body | .230"-.720" | L5-15R |
| CRL515-C | 15 125 | Corrosion-Resistant Yellow Back, White Front Body | .230"-.720" | L5-15R |
| PSL615-C | 15 250 | Black Back, White Front Body | .230"-.720" | L6-15R |
| PSL715-C | 15 277* | Black Back, White Front Body | .230"-.720" | L7-15R |
| L520-C | 20 125 | Black Back, White Front Body | .750"-1.150" | L5-20R |
| L520-CBK | 20 125 | Black Back, Black Front Body | .750"-1.150" | L5-20R |
| CRL520-C | 20 125 | Corrosion-Resistant, Yellow Back, White Front Body | .750"-1.150" | L5-20R |
| L620-C | 20 250 | Black Back, White Front Body | .750"-1.150" | L6-20R |
| CRL620-C | 20 250 | Corrosion-Resistant, Yellow Back, White Front Body | .750"-1.150" | L6-20R |
| L720-C | 20 277* | Black Back, White Front Body | .750"-1.150" | L7-20R |
| L530-C | 30 125 | Black Back, White Front Body | .750"-1.150" | L5-30R |
| L530-CBK | 30 125 | Black Back, Black Front Body | .750"-1.150" | L5-30R |
| CRL530-C | 30 125 | Corrosion-Resistant, Yellow Back, White Front Body | .750"-1.150" | L5-30R |
| L630-C | 30 250 | Black Back, White Front Body | .750"-1.150" | L6-30R |
| CRL630-C | 30 250 | Corrosion-Resistant, Yellow Back, White Front Body | .750"-1.150" | L6-30R |
| L730-C | 30 277* | Black Back, White Front Body | .750"-1.150" | L7-30R |
| Plugs IP20 Suitability | | | | |
| PSL515-P | 15 125 | Black Back, White Front Body | .230"-.720" | L5-15P |
| CRL515-P | 15 125 | Corrosion-Resistant, Yellow Back, White Front Body | .230"-.720" | L5-15P |
| PSL615-P | 15 250 | Black Back, White Front Body | .230"-.720" | L6-15P |
| PSL715-P | 15 277* | Black Back, White Front Body | .230"-.720" | L7-15P |
| L520-P | 20 125 | Black Back, White Front Body | .225"-1.150" | L5-20P |
| L520-PBK | 20 125 | Black Back, Black Front Body | .225"-1.150" | L5-20P |
| CRL520-P | 20 125 | Corrosion-Resistant, Yellow Back, White Front Body | .225"-1.150" | L5-20P |
| L620-P | 20 250 | Black Back, White Front Body | .225"-1.150" | L6-20P |
| CRL620-P | 20 250 | Corrosion-Resistant, Yellow Back, White Front Body | .225"-1.150" | L6-20P |
| L720-P | 20 277* | Black Back, White Front Body | .225"-1.150" | L7-20P |
| L530-P | 30 125 | Black Back, White Front Body | .225"-1.150" | L5-30P |
| L530-PBK | 30 125 | Black Back, Black Front Body | .225"-1.150" | L5-30P |
| CRL530-P | 30 125 | Corrosion-Resistant, Yellow Back, White Front Body | .225"-1.150" | L5-30P |
| L630-P | 30 250 | Black Back, White Front Body | .225"-1.150" | L6-30P |
| CRL630-P | 30 250 | Corrosion-Resistant, Yellow Back, White Front Body | .225"-1.150" | L6-30P |
| L730-P | 30 277* | Black Back, White Front Body | .225"-1.150" | L7-30P |



*AC only.

For more information on these and other P&S products refer to our Catalog or visit our web site.

Industrial Spec Grade Turnlok® Locking Devices 3 Wire 15, 20 & 30A; 125 & 250V, 277VAC

TECHNICAL SPECIFICATIONS

3rd Party Compliance

UL Listed, File Number E146159, Standard UL498, Attachment Plugs and Receptacles.
Federal Specification WC596.
CSA Certified, File Number LR1765, Standard CSA-C22.2 No. 42, General Use Receptacles and Attachment Plugs.
Conforms to NEMA WD-1.

Performance

Electrical

| | |
|------------------------------|--|
| Dielectric Withstand Voltage | 15A = 1600V minimum, 20 & 30A = 2200V minimum |
| Maximum Working Voltage | 15A = 277VAC, 20 & 30A = 600VAC |
| Current Interrupting | Certified for current interrupting at full-rated current |
| Temperature Rise | 30°C maximum after 50 cycles at 150% rated current |

Mechanical


| | |
|--------------------------|---|
| Cord Accommodations | Round portable service cords of diameters in accordance with the device rating as defined in UL62 |
| Cord Grip Accommodations | 15A = .230"-.720" diameter, 20 & 30A = .225"-1.150" diameter |
| Terminal Identification | 15A = Green = Ground, White = Neutral, Brass = Hot 20 & 30A = "GR" and Green color = Ground, "WH" and White color = Neutral, "X", "Y", "Z" = Hot |
| Terminal Accommodation | 15A = #18 AWG min. - #10 AWG max. 20A = #18 AWG min. - #8 AWG max. 30A = #18 AWG min. - #6 AWG max. |
| Product Identification | Amperage, Voltage, 3rd Party Compliance, NEMA Configuration hot stamped onto device |

Environmental


| | |
|-----------------------|--|
| Flammability | UL94 V2 |
| Operating Temperature | Maximum continuous +75°C, minimum -40°C without impact |

Materials


| | Standard | Corrosion-Resistant |
|--------------------|---|---|
| Back Body | Nylon | Nylon |
| Front Body | Nylon | Nylon |
| Terminal Chamber | Polycarbonate | Polycarbonate |
| Cord Clamp | Nylon | Nylon |
| * Dust Cover | Kraton | Kraton |
| Plug Blades | 15 & 20A = Brass 30A = Tin-Plated Brass | 15 & 20A = Nickel-Plated Brass 30A = Tin-Plated Brass |
| Connector Contacts | 15 & 20A = Brass 30A = Tin-Plated Brass | 15 & 20A = Nickel-Plated Brass 30A = Tin-Plated Brass |
| Terminal Clamp | 15A = Zinc-Plated Steel 20A = Nickel-Plated Steel 30A = Brass | 15A = Nickel-Plated Steel 20A = Nickel-Plated Steel 30A = Nickel-Plated Brass |
| Terminal Screws | 15A = Nickel- or Brass-Plated Steel 20 & 30A = Brass | 15A = Nickel-Plated Steel 20 & 30A = Nickel-Plated Brass |
| Ground Screws | 15A = Nickel-Plated Steel 20 & 30A = Brass | 15A = Nickel-Plated Steel 20 & 30A = Nickel-Plated Brass |
| Cord Clamp Screws | Nickel-Plated Steel | Nickel-Plated Steel |
| Assembly Screws | Nickel-Plated Steel | Nickel-Plated Steel |




Dimensions for
15 Amp Plug



Dimensions for
15 Amp Connector



Dimensions for
20 & 30 Amp Plug



Dimensions for
20 & 30 Amp Connector

*Dust Cover available only in 20 & 30 Amp Plugs & Connectors.

Warranty

1 Year



Download this product's PEP ecopassport® environmental product declaration at www.legrand.us/resources-and-downloads. This declaration conforms with ISO 14025 and 14040 and is in alignment with EN 15804.

NOTES

ALSO AVAILABLE...

- USB Charging Devices
- Hospital Grade Devices
- PlugTail™ Devices
- Switches
- Straight Blade Receptacles
- Lighting & Fan Controls
- Weatherproof Boxes & Covers
- Wall Plates
- Flexcor® Wire Mesh Grips
- Configurable Solutions
- GFCIs



Electrical Wiring Systems

P.O. Box 4822
Syracuse, NY 13221-4822
Phone: 1.800.776.4035
www.legrand.us/passandseymour
570 Applewood Crescent
Vaughan, Ontario L4K 4B4
Phone: 905.738.9195
www.legrand.ca

