



KT-LED36HID-EX39-850-D / G3

HID REPLACEMENT LED LAMP

DESCRIPTION

36W HID Replacement LED Lamp | 5000K | > 80 CRI | IP64 Rated



LAMP TYPE: HID Replacement LED

BASE TYPE: EX39 (Mogul)

WATTAGE: 36W

COLOR TEMPERATURE: 5000K

METAL HALIDE EQUIVALENT: 150W

COLOR RENDERING INDEX (CRI): > 80

WARRANTY: 5 Years

PRODUCT FEATURES

- Replacement for conventional metal halide lamp
- 50,000 + hour lifetime
- Environmentally friendly: No mercury used
- Instant startup
- UL listed
- DLC listed
- Operating temperature: -29°C/-20°F to 60°C/140°F
- Integral driver, eliminates the need for external driver or ballast; includes 4kV surge protection
- IP64 rated; integrated heat sink quickly dissipates heat and guides water intrusion out of the lamp
- Suitable for use in fully enclosed fixture
- Do not use with standard dimmers. Not compatible with phase dimmers. Dimming functions with sensors only

OPERATING SPECIFICATIONS

ELECTRICAL CHARACTERISTICS

Input Voltage	Power Consumption	Power Factor	Input Current
120-277Vac	36W	>0.9	0.30A @ 120V 0.13A @ 277V

PHOTOMETRIC CHARACTERISTICS

Color Temperature (CCT)	5000K
Luminous Flux*	5400 lm
Color Rendering Index (CRI)	>80
Efficacy	150 lm/W
Visible Light Area	360°

* Based off of total lamp lumens

SMART PORT

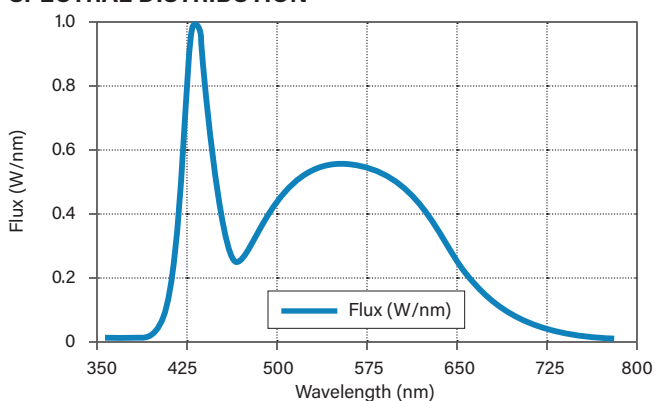


On the top of the lamp is a low-voltage AUX port for lamp level sensor controls which are coming soon, Q2+ 2019.

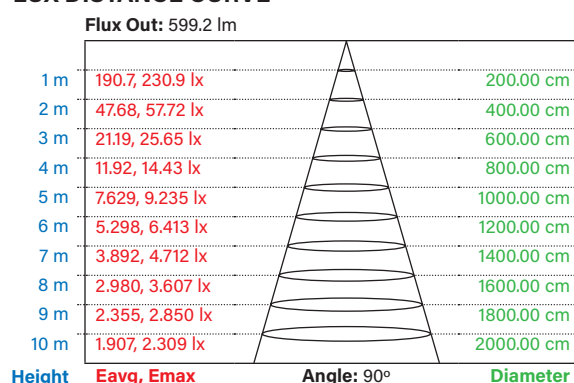
RATED LIFE

L70 (Hours)	50,000
-------------	--------

SPECTRAL DISTRIBUTION



LUX DISTANCE CURVE





KT-LED36HID-EX39-850-D / G3


HID REPLACEMENT LED LAMP

SMART PORT LED



On the top of the lamp is a low-voltage AUX port for lamp level sensor controls.

SMART PORT LED AUX SENSORS

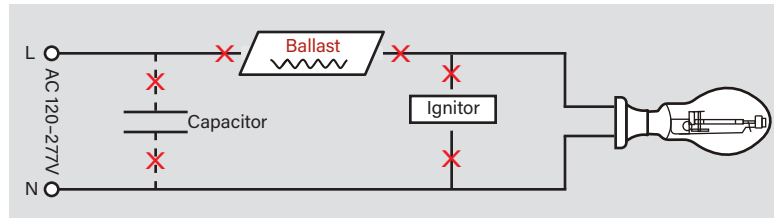


* For use with continuous dimming applications.

WIRING INSTRUCTIONS


STEP 1

Disconnect power. Disconnect and remove existing ballast, capacitor, and/or ignitor (where applicable) from fixture.

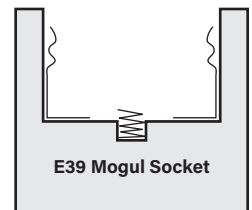


STEP 2

Rewire for line voltage to the lamp socket.

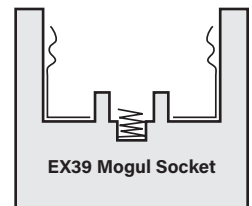

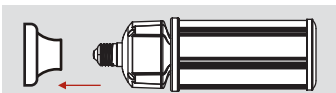


EX39-based lamps will work in *both* **E39** and **EX39** sockets.



STEP 3

Install new LED replacement lamp. Ensure lamp is operating properly when power is turned on.

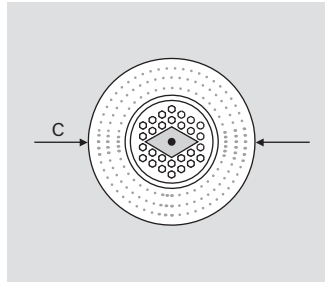
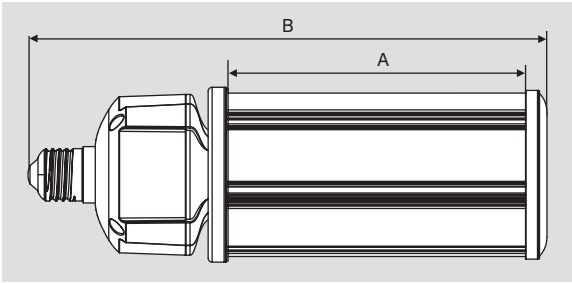




KT-LED36HID-EX39-850-D / G3

HID REPLACEMENT LED LAMP

PHYSICAL CHARACTERISTICS



LAMP DIMENSIONS

A (Illuminated Length)	5.66"
B (Body Length)	8.62"
C (Diameter)	3.34"

BASE TYPE: EX39 (Mogul)

ORDERING INFORMATION

ORDER CODE	PACK QTY.	UPC	EASY CODE	DLC PRODUCT ID
KT-LED36HID-EX39-850-D /G3	16	843654123059	XAL-96	PTR7UDM4

CATALOG NUMBER BREAKDOWN

KT-LED36HID-EX39-850-D / G3

- 1
- 2
- 3
- 4
- 5
- 6
- 7
- 8
- 9

- 1** Keystone Technologies
- 2** LED Lamp
- 3** Wattage
- 4** Lamp Type
- 5** Base Type
- 6** 800 Series
- 7** Color Temperature
- 8** Direct-Drive Series
- 9** Generation