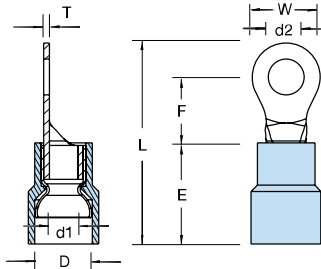




- Metal Insulation Sleeve
- Molded Insulator
- Internal Barrel Serrations
- Funnel Entry



Nylon Insulated Ring Terminals

Catalog Number	Wire Range	Bolt Size (d2)		Dimension ^{inch} / _{mm}						
				W	F	L	E	D	d1	T
KN18-6R-M	22-16 A.W.G. 0.5-1.5 mm ²	#6	.146 3.7	.260 6.6	.248 6.3	.803 20.4	.433 11.0	.177 4.5	.067 1.7	.030 0.75
KN18-8R-M		#8	.169 4.3	.260 6.6	.248 6.3	.803 20.4				
KN18-10R-M		#10	.209 5.3	.315 8.0	.276 7.0	.858 21.8				
KN18-14R-M		1/4	.252 6.4	.457 11.6	.433 11.0	1.094 27.8				
KN18-516R-M		5/16	.331 8.4	.457 11.6	.433 11.0	1.094 27.8				
KN14-6R-M	16-14 A.W.G. 1.5-2.5 mm ²	#6	.146 3.7	.260 6.6	.248 6.3	.803 20.4	.433 11.0	.205 5.2	.091 2.3	.031 0.8
KN14-8R-M		#8	.169 4.3	.260 6.6	.248 6.3	.803 20.4				
KN14-10R-M		#10	.209 5.3	.335 8.5	.307 7.8	.898 22.8				
KN14-14R-M		1/4	.252 6.4	.472 12.0	.433 11.0	1.094 27.8				
KN14-516R-M		5/16	.331 8.4	.472 12.0	.433 11.0	1.094 27.8				
KN14-38R-M		3/8	.413 10.5	.535 13.6	.547 13.9	1.240 31.5				
KN10-6R-D	12-10 A.W.G. 4-6 mm ²	#6	.146 3.7	.283 7.2	.240 6.1	.894 22.7	.512 13.0	.276 7.0	.134 3.4	.039 1.0
KN10-8R-D		#8	.169 4.3	.283 7.2	.240 6.1	.894 22.7				
KN10-10R-D		#10	.209 5.3	.374 9.5	.358 9.1	1.047 26.6				
KN10-14R-D		1/4	.252 6.4	.472 12.0	.413 10.5	1.164 29.5				
KN10-516R-D		5/16	.331 8.4	.591 15.0	.531 13.5	1.339 34.0				
KN10-38R-D		3/8	.413 10.5	.591 15.0	.531 13.5	1.339 34.0				
KN10-12R-D		1/2	.512 13.0	.756 19.2	.630 16.0	1.520 38.6				

Box Quantity: (D)=500; (M)=1000
 For Mylar Tape replace box quantity with (T). Example: KN18-6R-T
 UL File #E9809
 CSA File #LR4503

See pages in back of catalog for complete tool information.
 Tool and Die Selection Chart on page M42.

Maximum Electrical Rating: 105°C 600 Volts Max.
Terminal Material: Copper

Tools used with Nylon Insulated Ring Terminals



ERG2500



KT-2500

For complete information regarding tools and the new Universal Applicator, see pages M35-M41.

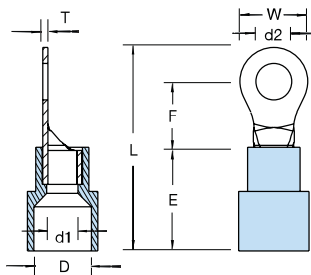


Vinyl Insulated Ring Terminals



- Molded Funnel Entry Insulator
- Brazed Seam
- Internal Barrel Serrations

Catalog Number	Wire Range	Bolt Size (d2)		Dimension ^{inch} / _{mm}						
				W	F	L	E	D	d1	T
KV18-6R-M	22-16 A.W.G. 0.5-1.5 mm ²	#6	.146	.260	.248	.803	.433 11.0	.157 4.0	.067 1.7	.030 0.75
KV18-8R-M			3.7	6.6	6.3	20.4				
KV18-10R-M		#8	.169	.260	.248	.803				
KV18-14R-M			4.3	6.6	6.3	20.4				
KV18-516R-M		#10	.209	.315	.276	.858				
KV18-38R-M			5.3	8.0	7.0	21.8				
KV14-6R-M	16-14 A.W.G. 1.5-2.5 mm ²	#6	.146	.260	.248	.803	.433 11.0	.177 4.5	.091 2.3	.031 0.8
KV14-8R-M			3.7	6.6	6.3	20.4				
KV14-10R-M		#8	.169	.260	.248	.803				
KV14-14R-M			4.3	6.6	6.3	20.4				
KV14-516R-M		#10	.209	.335	.307	.898				
KV14-38R-M			5.3	8.5	7.8	22.8				
KV10-6R-D	12-10 A.W.G. 4-6 mm ²	#6	.146	.283	.240	.894	.512 13.0	.252 6.4	.134 3.4	.039 1.0
KV10-8R-D			3.7	7.2	6.1	22.7				
KV10-10R-D		#8	.169	.283	.240	.894				
KV10-14R-D			4.3	7.2	6.1	22.7				
KV10-516R-D		#10	.209	.374	.358	1.047				
KV10-38R-D			5.3	9.5	9.1	26.6				
KV10-12R-D	1/4	.252	.472	.413	1.161					
		6.4	12.0	10.5	29.5					
	5/16	.331	.591	.531	1.339					
		8.4	15.0	13.5	34.0					
	3/8	.413	.591	.531	1.339					
		10.5	15.0	13.5	34.0					
	1/2	.512	.756	.630	1.520					
		13.0	19.2	16.0	38.6					



Box Quantity: (D)=500; (M)=1000

For Mylar Tape replace box quantity with (T). Example: KV18-6R-T

UL File #E9809

CSA File #LR4503

See pages in back of catalog for complete tool information.

Tool and Die Selection Chart on page M42.

Maximum Electrical Rating: 105°C 600 Volts Max.

Terminal Material: Copper

Tools used with Vinyl Insulated Ring Terminals



ERG2500



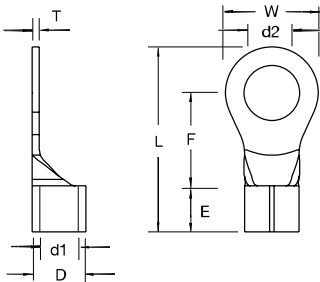
KT-2500



Non-Insulated Ring Terminals



- Chamfered Barrel
- Brazed Seam
- Internal Barrel Serrations



Catalog Number	Wire Range	Bolt Size (d2)	Dimension <small>inch mm</small>							
			W	F	L	E	D	d1	T	
K18-6R-M	22-16 A.W.G. 0.5-1.5 mm ²	#6	.146 3.7	.260 6.6	.248 6.3	.567 14.4	.189 4.8	.134 3.4	.067 1.7	.030 0.75
K18-8R-M		#8	.169 4.3	.260 6.6	.248 6.3	.567 14.4				
K18-10R-M		#10	.209 5.3	.315 8.0	.276 7.0	.622 15.8				
K18-14R-M		1/4	.252 6.4	.457 11.6	.433 11.0	.858 21.8				
K18-516R-M		5/16	.331 8.4	.457 11.6	.433 11.0	.858 21.8				
K14-6R-M	16-14 A.W.G. 1.5-2.5 mm ²	#6	.146 3.7	.260 6.6	.248 6.3	.567 14.4	.189 4.8	.161 4.1	.091 2.3	.031 0.8
K14-8R-M		#8	.169 4.3	.260 6.6	.248 6.3	.567 14.4				
K14-10R-M		#10	.209 5.3	.335 8.5	.307 7.8	.661 16.8				
K14-14R-M		1/4	.252 6.4	.472 12.0	.433 11.0	.858 21.8				
K14-516R-M		5/16	.331 8.4	.472 12.0	.433 11.0	.858 21.8				
K14-38R-M		3/8	.413 10.5	.535 13.6	.547 13.9	1.004 25.5				
K10-6R-M	12-10 A.W.G. 4-6 mm ²	#6	.146 3.7	.283 7.2	.240 6.1	.618 15.7	.236 6.0	.220 5.6	.134 3.4	.039 1.0
K10-8R-M		#8	.169 4.3	.283 7.2	.240 6.1	.618 15.7				
K10-10R-M		#10	.209 5.3	.374 9.5	.358 9.1	.772 19.6				
K10-14R-M		1/4	.252 6.4	.472 12.0	.413 10.5	.886 22.5				
K10-516R-M		5/16	.331 8.4	.591 15.0	.531 13.5	1.063 27.0				
K10-38R-M		3/8	.413 10.5	.591 15.0	.531 13.5	1.063 27.0				
K10-12R-D		1/2	.512 13.0	.756 19.2	.630 16.0	1.244 31.6				

Box Quantity: (D)=500; (M)=1000

For Mylar Tape replace box quantity with (T). Example: K18-6R-T

UL File #E9809

CSA File #LR4503

See pages in back of catalog for complete tool information.

Tool and Die Selection Chart on page M42.

Terminal Material: Copper

Tools used with Non-Insulated Ring Terminals



ERG2002



KT-2500



Crimp Terminals, Disconnects, and Splices

Thomas & Betts is pleased to introduce Spec-Kon® crimp terminals, disconnects, and splices. Ideal for OEM applications, the Spec-Kon® line can be used anywhere a high number of terminations are required every day, such as the wiring harness, panelboard, telecommunications, and automotive industries.


The Spec-Kon® terminal offering includes:

- A broad selection of bulk-packaged loose piece terminals in non-insulated and insulated varieties, including male and female disconnects, rings, forks, pins, blades, butt splices, wire joints and bullet connectors.
- Terminals on mylar tape for automated applications, including the new KT-2500 power tool for frequent, repeated crimps.
- The ERG-2500 ergonomic hand tool, which crimps all sizes of insulated barrel-style Spec-Kon® wire termination products.

Catalog Numbering System

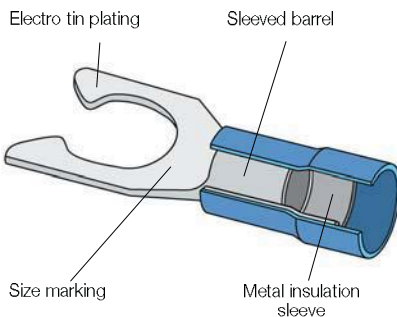
Example: KV18-6R-M

K	V	18	6	R	M
Product	Terminal and Insulation	Wire Size Range	Feature Size	Terminal Type	Box Quantity
Thomas & Betts Spec-Kon® Terminals	(Blank) Bare Non-Insulated (V) Vinyl Funnel Entry (N) Nylon Funnel Entry (VF) Vinyl Fully Insulated (NF) Nylon Fully Insulated	(18) 22-16 AWG (14) 16-14 AWG (10) 12-10 AWG (8) 8 AWG (6) 6 AWG (4) 4 AWG (2) 2 AWG	Bolt Hole: Ring and Fork Terminals Tab Width: (250 Series) Disconnects Pin Length: Pin Terminals Blade Length: Blade Terminals Diameter: Bullets	(R) Ring (MS) Multiple Stud Ring (F) Fork (LF) Locking Fork (FF) Flanged Fork (PT) Pin Terminal (BL) Blade Terminal (MD) Male Disconnect (FD) Female Disconnect (FFD) Female Flag Disconnect (PD) Piggy Back Disconnect (FB) Female Bullet (MB) Male Bullet (BS) Butt Splice (QS) Quick Splice (WJ) Wire Joint (Closed End) (BFD) Barrel Flag Disconnect	(C) = 100 (CC) = 200 (W) = 250 (D) = 500 (M) = 1,000 (T) = Mylar Tape* * Please contact Customer Service for pricing and availability.



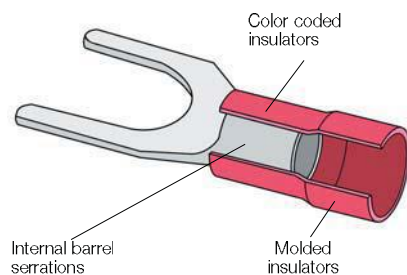
Features and Benefits of Spec-Kon® Terminals

- **Internal barrel serrations**—During crimping, the wire will cold flow into serrations, giving lower resistance connections and improving tensile strength.
- **Size marking**—Wire range is stamped on the tongue (metric and English) for easy access to the terminal size without drawings/packageing.
- **Electro tin plating**—Provides excellent corrosion resistance, superior finish for better-looking installation.
- **Ergonomic hand tool**—Ergonomically designed ERG-2500 completes a UL listed crimp while requiring substantially lower handle forces.
- **One tool for all insulated products**—Thomas & Betts offers a single tool that crimps the entire range of standard insulated terminals, disconnects, and butt splices. Many competitors require 2 to 4 tools to cover the same range.
- **Color coding**—Insulators are color coded for specific wire size (red=22-16AWG, blue=16-14AWG, yellow=12-10AWG). Red=8AWG, blue=6AWG.



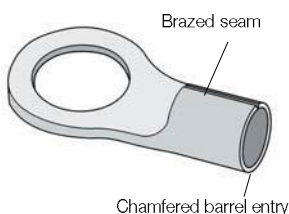
Nylon Insulated Terminals

- **Sleeved barrel**—Ensures barrel does not separate during crimping.
- **Molded insulators**—Molded insulators ensure consistent shape and quality, shaped entry speeds installation and reduces wire hang up.
- **Metal insulation sleeve**—Sleeve crimps wire insulation, providing high-vibration resistance and conductor strain relief.
- **Nylon material**—Ideal for harsh environments. Provides excellent chemical, impact and abrasion resistance.
- **Ratings**—UL Listed, cULus Listed, CSA, 600 V at 105°C.



Vinyl Insulated Terminals

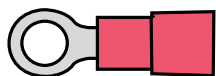
- **Brazed seam**—Ensures barrel does not separate during crimping.
- **Molded funnel entry insulators**—Funnel entry speeds installation and reduces wire hang up. Molded insulators ensure consistent shape and quality every time.
- **Insulation crimp**—The insulator mouth is flared to speed installation and accommodate thicker insulated wires. Also, provides insulation support strain relief in high-vibration applications.
- **Vinyl material**—Economical, moisture resistant and flame retardant (UL94V-0)
- **Ratings**—UL Listed, cULus Listed, CSA, 600 V at 105°C.



Non-Insulated Terminals

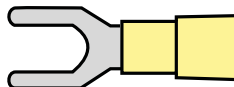
- **Brazed seam**—Ensures barrel does not separate during crimping.
- **Chamfered barrel entry**—Smoothing the barrel entry edge facilitates wire insertion.
- **Ratings**—UL Listed, cULus Listed, CSA, 2000 V.

Design Features of Spec-Kon® Terminals



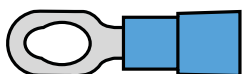
Rings

Provides the most secure and reliable connection available



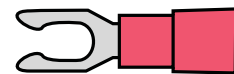
Forks

Fast and easy to install without removing the terminal block screw



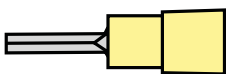
Multiple-Stud Rings

Special tongue style that accommodates 3 stud sizes with one terminal



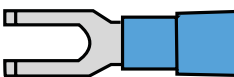
Locking Forks

Offers the secure connection of a ring terminal with the fast and easy installation of a fork terminal



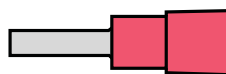
Pins

Standard insulation-style terminals for use on DIN-style/metric terminal blocks



Flanged Forks

Turned-up toes provide secure connections in high-vibration applications



Blades

Standard insulation-style terminals for use on DIN-style/metric terminal blocks

Performance Requirements

Description	Wire Size (AWG)										
	#22	#20	#18	#16	#14	#12	#10	#8	#6	#4	#2
U.L. 486A (Terminals)											
Test Current for Max. 50°C Rise (Amps)	9	12	17	18	30	35	50	70	95	125	70
Min. Tensile Strength* (Lbs.)	8	13	20	30	50	70	80	90	100	140	180

* Pull-out force of the crimped terminal.

Applicable Spec-Kon® products meet or exceed the following test specifications:

- UL486A (Terminals)
- CSA
- UL486C (Splices)

UL listed products are shown with the applicable logos in the product section.

UL file #E9809 (Terminals).

CSA file #LR4503