

DESCRIPTION

Ideal for task, accent, office, cove, and utility, under and above cabinet lighting display, the Halo Undercabinet low-profile design delivers maximum energy savings and life with easy installation. The integrated driver design allows 120V direct to the fixture for easy installation. Fixtures are available in 9", 18", 24", 36" and 48" lengths, the Halo system can be configured to fit almost anywhere. Each unit has an integrated on-off switch. Smooth dimming down to 5% using a standard dimmer*. Combination of direct wire to the fixture and connector cables provide for installation flexibility. Minimum Color Rendering Index (CRI) of 90 in 2700K, 3000K and 4000K color temperatures.

Catalog #		Type
Project		
Comments		Date
Prepared by		

SPECIFICATION FEATURES

Even Light Distribution

Specialized optical system consisting of tightly clustered proximity phosphor LEDs, advanced optical chamber coatings and lens materials resulting in soft illumination with very high efficiency. These fixtures are ideal for task lighting over glossy surfaces with no distracting shadow patterns.

Wiring Flexibility

Use any combination of three different wiring methods: Bring flexible conduit or Romex directly to either end of any size fixture. Conduit connector and romex strain relief hardware is included with each fixture. Utilize the available plug in connectors (sold separately) to link additional fixtures to the circuit or continue with flex conduit or romex (See instructions sheets for more detail).

Durable Low Profile Housing

Heavy gauge aluminum housing and color matched end caps with a 3/4" overall height.

Two Fastener Mounting

Each unit is secured directly to the mounting surface with just two fasteners keeping installation costs low. Can be mounted in horizontal and vertical orientations.

Continuous Runs

Link any combination of fixtures up to 450 W total load using available connectors.

Optional Accessories

Optional splice box has a connection port on each side to allow for runs in either or both directions. Includes Romex/ 1/2" conduit connector. Various connector cable options provide flexibility of mounting location.

Finish Options

Fixtures and accessories are available in both White (P) and Matte Black (MB) finishes.

Electronic Driver

Electronic driver provides full light output, flicker free and noise free operation.

Labels

- cULus listed
- Can be used to meet IECC, ASHRAE commercial and residential standards
- ENERGY STAR® qualified
- FCC



HU10P




HU10MB

HU10

Integrated Driver
LED Undercabinet



Size Description	9 in. Nominal	18 in. Nominal	24 in. Nominal	36 in. Nominal	48 in. Nominal
Length "L"	8.98" [228.1mm]	16.55" [420.4mm]	23.98" [609.1mm]	32.44" [824mm]	47.18" [1,198.4mm]



ENERGY DATA

Power Factor: >0.99
THD: <10%
Color Temperature:
2700K, 3000, 4000K
Color Rendering Index: 90
Nominal Lumens/Ft: 330



Qualified and compliant. Refer to ENERGY STAR® Qualified Products List for listings. Can be used to comply with California Title 24 High Efficacy requirements. Certified to California Title 20 Appliance Efficiency Database.

ORDERING INFORMATION

SAMPLE NUMBER: HU1009D930P (9" Dimmable Fixture, 90 CRI, 3000 K, White Finish)

Family	Length	Dimming	Lens	CRI	Color Temperature	Finish	Accessories
HU10 =Halo Integrated Driver Undercabinet	09 =9" 18 =18" 24 =24" 36 =36" 48 =48"	D =Dimmable*	[Blank] =Frosted	9 =90 CRI	27 =2700K 30 =3000K 40 =4000K	P =White MB =Matte Black	HU101 =3" Daisy Chain Connector HU102 =6" Daisy Chain Connector HU103 =24" Daisy Chain Connector HU104 =120" Daisy Chain Connector HU105 =48" Power Cord HU107 =1-1/2" Male-to-Male Connector HU109 =Splice Box HU1010 =12" Daisy Chain Connector HU1011 =18" Daisy Chain Connector HU10MS =Master Switch

*See our website for dimmer compatibility guide - www.cooperlighting.com

CONNECTORS



HU101
3" Daisy Chain Connector




HU102
6" Daisy Chain Connector



HU1010
12" Daisy Chain Connector



HU1011
18" Daisy Chain Connector



HU103
24" Daisy Chain Connector



HU104
120" Daisy Chain Connector



HU105
48" Power Cord



HU109
Splice Box



HU107
1-1/2" Male-to-Male Connector

Finish: **P** = White; **MB** = Matte Black Example: HU101P = 3" Daisy Chain Connector, White

PHOTOMETRY

Fixture Application Illustration



MOUNTING HEIGHT 24"

Top Number
Report: HU1024D930.IES

Middle Number
Report: HU1018D930.IES

Bottom Number
Report: HU1009D930.IES

Countertop 16" x 30"

Point By Point Illumination Scale is Exaggerated on Fixture Application and Mounting.

15" Mounting Height

Top Number Report - HU1024D930.IES

Middle Number Report - HU1018D930.IES

Bottom Number Report - HU1009D930.IES

5.6	11.1	19.8	31.8	42.2	46.2	42.2	31.8	19.8	11.1	5.6	1-1/2 in
3.6	7.1	12.8	21.8	30.9	35.0	30.9	21.8	12.8	7.1	3.6	
1.5	2.9	5.3	9.6	14.8	17.5	14.8	9.6	5.3	2.9	1.5	6 in
6.5	13.0	25.3	43.6	60.3	66.6	60.3	43.6	25.3	13.0	6.5	
4.1	8.1	15.9	29.3	44.5	51.2	44.5	29.3	15.9	8.1	4.1	12 in
1.6	3.2	6.3	12.4	21.2	26.2	21.2	12.4	6.3	3.2	1.6	
6.9	14.5	31.1	59.5	86.1	95.5	86.1	59.5	31.1	14.5	6.9	18 in
4.2	8.7	18.8	39.1	64.4	75.8	64.4	39.1	18.8	8.7	4.2	
1.6	3.3	7.0	15.4	30.3	39.8	30.3	15.4	7.0	3.3	1.6	24 in
6.1	12.7	27.2	51.6	74.4	82.6	74.4	51.6	27.2	12.7	6.1	
3.7	7.5	16.2	33.5	56.9	64.6	56.9	33.5	16.2	7.5	3.7	30 in
1.4	2.9	6.1	13.4	26.0	34.0	26.0	13.4	6.1	2.9	1.4	
4.4	8.6	16.4	28.0	38.5	42.5	38.5	28.0	16.4	8.6	4.4	30 in
2.7	5.2	10.2	18.6	28.1	32.3	28.1	18.6	10.2	5.2	2.7	
1.1	2.1	4.1	7.9	13.3	16.2	13.3	7.9	4.1	2.1	1.1	30 in
2.9	4.9	8.3	12.5	16.2	17.6	16.2	12.5	8.3	4.9	2.9	
1.8	3.1	5.3	8.5	11.6	13.0	11.6	8.5	5.3	3.1	1.8	30 in
0.7	1.3	2.2	3.8	5.5	6.3	5.5	3.8	2.2	1.3	0.7	

18" Mounting Height

Top Number Report - HU1024D930.IES

Middle Number Report - HU1018D930.IES

Bottom Number Report - HU1009D930.IES

6.5	12.2	20.3	30.9	39.8	43.3	39.8	30.9	20.3	12.2	6.5	1-1/2 in
4.3	7.9	13.4	21.4	29.0	32.3	29.0	21.4	13.4	7.9	4.3	
1.7	3.3	5.7	9.5	13.8	15.8	13.8	9.5	5.7	3.3	1.7	6 in
7.5	14.1	24.9	39.6	52.6	57.5	52.6	39.6	24.9	14.1	7.5	
4.8	9.0	16.2	27.2	38.5	43.5	38.5	27.2	16.2	9.0	4.8	12 in
2.0	3.6	6.7	11.8	18.3	21.7	18.3	11.8	6.7	3.6	2.0	
8.0	15.3	28.8	48.6	66.4	73.1	66.4	48.6	28.8	15.3	8.0	18 in
5.0	9.5	18.4	33.1	49.3	56.5	49.3	33.1	18.4	9.5	5.0	
2.0	3.8	7.3	13.9	23.2	28.4	23.2	13.9	7.3	3.8	2.0	24 in
7.2	13.7	25.7	43.1	58.7	64.6	58.7	43.1	25.7	13.7	7.2	
4.5	8.5	16.2	29.0	43.0	49.2	43.0	29.0	16.2	8.5	4.5	30 in
1.8	3.4	6.4	12.2	20.4	24.9	20.4	12.2	6.4	3.4	1.8	
5.5	9.9	17.2	27.0	35.7	38.9	35.7	27.0	17.2	9.9	5.5	30 in
3.5	6.2	11.1	18.3	25.9	29.1	25.9	18.3	11.1	6.2	3.5	
1.4	2.5	4.6	8.1	12.2	14.3	12.2	8.1	4.6	2.5	1.4	30 in
3.8	6.2	9.8	14.2	17.8	19.3	17.8	14.2	9.8	6.2	3.8	
2.4	4.0	6.5	9.7	12.8	14.1	12.8	9.7	6.5	4.0	2.4	30 in
1.0	1.7	2.8	4.4	6.0	6.8	6.0	4.4	2.8	1.7	1.0	

DESCRIPTION

Ideal for task, accent, office, cove, and utility, under and above cabinet lighting display, the Halo Undercabinet low-profile design delivers maximum energy savings and life with easy installation. The integrated driver design allows 120V direct to the fixture for easy installation. Fixtures are available in 9", 18", 24", 36" and 48" lengths, the Halo system can be configured to fit almost anywhere. Each unit has an integrated on-off switch. Smooth dimming down to 5% using a standard dimmer*. Combination of direct wire to the fixture and connector cables provide for installation flexibility. Minimum Color Rendering Index (CRI) of 90 in 2700K, 3000K and 4000K color temperatures.

Catalog #		Type
Project		
Comments		Date
Prepared by		

SPECIFICATION FEATURES

Even Light Distribution

Specialized optical system consisting of tightly clustered proximity phosphor LEDs, advanced optical chamber coatings and lens materials resulting in soft illumination with very high efficiency. These fixtures are ideal for task lighting over glossy surfaces with no distracting shadow patterns.

Wiring Flexibility

Use any combination of three different wiring methods: Bring flexible conduit or Romex directly to either end of any size fixture. Conduit connector and romex strain relief hardware is included with each fixture. Utilize the available plug in connectors (sold separately) to link additional fixtures to the circuit or continue with flex conduit or romex (See instructions sheets for more detail).

Durable Low Profile Housing

Heavy gauge aluminum housing and color matched end caps with a 3/4" overall height.

Two Fastener Mounting

Each unit is secured directly to the mounting surface with just two fasteners keeping installation costs low. Can be mounted in horizontal and vertical orientations.

Continuous Runs

Link any combination of fixtures up to 450 W total load using available connectors.

Optional Accessories

Optional splice box has a connection port on each side to allow for runs in either or both directions. Includes Romex/ 1/2" conduit connector. Various connector cable options provide flexibility of mounting location.

Finish Options

Fixtures and accessories are available in both White (P) and Matte Black (MB) finishes.

Electronic Driver

Electronic driver provides full light output, flicker free and noise free operation.

Labels

- cULus listed
- Can be used to meet IECC, ASHRAE commercial and residential standards
- ENERGY STAR® qualified
- FCC



HU10P



HU10MB

HU10

Integrated Driver
LED Undercabinet



Size Description	9 in. Nominal	18 in. Nominal	24 in. Nominal	36 in. Nominal	48 in. Nominal
Length "L"	8.98" [228.1mm]	16.55" [420.4mm]	23.98" [609.1mm]	32.44" [824mm]	47.18" [1,198.4mm]



ENERGY DATA

Power Factor: >0.99
THD: <10%
Color Temperature:
2700K, 3000, 4000K
Color Rendering Index: 90
Nominal Lumens/Ft: 330



Qualified and compliant. Refer to ENERGY STAR® Qualified Products List for listings. Can be used to comply with California Title 24 High Efficacy requirements. Certified to California Title 20 Appliance Efficiency Database.

ORDERING INFORMATION

SAMPLE NUMBER: HU1009D930P (9" Dimmable Fixture, 90 CRI, 3000 K, White Finish)

Family	Length	Dimming	Lens	CRI	Color Temperature	Finish	Accessories
HU10 =Halo Integrated Driver Undercabinet	09 =9" 18 =18" 24 =24" 36 =36" 48 =48"	D =Dimmable*	[Blank] =Frosted	9 =90 CRI	27 =2700K 30 =3000K 40 =4000K	P =White MB =Matte Black	HU101 =3" Daisy Chain Connector HU102 =6" Daisy Chain Connector HU103 =24" Daisy Chain Connector HU104 =120" Daisy Chain Connector HU105 =48" Power Cord HU107 =1-1/2" Male-to-Male Connector HU109 =Splice Box HU1010 =12" Daisy Chain Connector HU1011 =18" Daisy Chain Connector HU10MS =Master Switch

*See our website for dimmer compatibility guide - www.cooperlighting.com

CONNECTORS



HU101
3" Daisy Chain Connector




HU102
6" Daisy Chain Connector



HU1010
12" Daisy Chain Connector



HU1011
18" Daisy Chain Connector



HU103
24" Daisy Chain Connector



HU104
120" Daisy Chain Connector



HU105
48" Power Cord



HU109
Splice Box



HU107
1-1/2" Male-to-Male Connector

Finish: **P** = White; **MB** = Matte Black Example: HU101P = 3" Daisy Chain Connector, White

PHOTOMETRY

Fixture Application Illustration



MOUNTING HEIGHT 24"

Top Number Report: HU1024D930.IES

Middle Number Report: HU1018D930.IES

Bottom Number Report: HU1009D930.IES

Countertop 16" x 30"

Point By Point Illumination Scale is Exaggerated on Fixture Application and Mounting.

15" Mounting Height

Top Number Report - HU1024D930.IES

Middle Number Report - HU1018D930.IES

Bottom Number Report - HU1009D930.IES

5.6	11.1	19.8	31.8	42.2	46.2	42.2	31.8	19.8	11.1	5.6	1-1/2 in
3.6	7.1	12.8	21.8	30.9	35.0	30.9	21.8	12.8	7.1	3.6	
1.5	2.9	5.3	9.6	14.8	17.5	14.8	9.6	5.3	2.9	1.5	6 in
6.5	13.0	25.3	43.6	60.3	66.6	60.3	43.6	25.3	13.0	6.5	
4.1	8.1	15.9	29.3	44.5	51.2	44.5	29.3	15.9	8.1	4.1	12 in
1.6	3.2	6.3	12.4	21.2	26.2	21.2	12.4	6.3	3.2	1.6	
6.9	14.5	31.1	59.5	86.1	95.5	86.1	59.5	31.1	14.5	6.9	18 in
4.2	8.7	18.8	39.1	64.4	75.8	64.4	39.1	18.8	8.7	4.2	
1.6	3.3	7.0	15.4	30.3	39.8	30.3	15.4	7.0	3.3	1.6	24 in
6.1	12.7	27.2	51.6	74.4	82.6	74.4	51.6	27.2	12.7	6.1	
3.7	7.5	16.2	33.5	56.9	64.6	56.9	33.5	16.2	7.5	3.7	30 in
1.4	2.9	6.1	13.4	26.0	34.0	26.0	13.4	6.1	2.9	1.4	
4.4	8.6	16.4	28.0	38.5	42.5	38.5	28.0	16.4	8.6	4.4	30 in
2.7	5.2	10.2	18.6	28.1	32.3	28.1	18.6	10.2	5.2	2.7	
1.1	2.1	4.1	7.9	13.3	16.2	13.3	7.9	4.1	2.1	1.1	30 in
2.9	4.9	8.3	12.5	16.2	17.6	16.2	12.5	8.3	4.9	2.9	
1.8	3.1	5.3	8.5	11.6	13.0	11.6	8.5	5.3	3.1	1.8	30 in
0.7	1.3	2.2	3.8	5.5	6.3	5.5	3.8	2.2	1.3	0.7	

18" Mounting Height

Top Number Report - HU1024D930.IES

Middle Number Report - HU1018D930.IES

Bottom Number Report - HU1009D930.IES

6.5	12.2	20.3	30.9	39.8	43.3	39.8	30.9	20.3	12.2	6.5	1-1/2 in
4.3	7.9	13.4	21.4	29.0	32.3	29.0	21.4	13.4	7.9	4.3	
1.7	3.3	5.7	9.5	13.8	15.8	13.8	9.5	5.7	3.3	1.7	6 in
7.5	14.1	24.9	39.6	52.6	57.5	52.6	39.6	24.9	14.1	7.5	
4.8	9.0	16.2	27.2	38.5	43.5	38.5	27.2	16.2	9.0	4.8	12 in
2.0	3.6	6.7	11.8	18.3	21.7	18.3	11.8	6.7	3.6	2.0	
8.0	15.3	28.8	48.6	66.4	73.1	66.4	48.6	28.8	15.3	8.0	18 in
5.0	9.5	18.4	33.1	49.3	56.5	49.3	33.1	18.4	9.5	5.0	
2.0	3.8	7.3	13.9	23.2	28.4	23.2	13.9	7.3	3.8	2.0	24 in
7.2	13.7	25.7	43.1	58.7	64.6	58.7	43.1	25.7	13.7	7.2	
4.5	8.5	16.2	29.0	43.0	49.2	43.0	29.0	16.2	8.5	4.5	30 in
1.8	3.4	6.4	12.2	20.4	24.9	20.4	12.2	6.4	3.4	1.8	
5.5	9.9	17.2	27.0	35.7	38.9	35.7	27.0	17.2	9.9	5.5	30 in
3.5	6.2	11.1	18.3	25.9	29.1	25.9	18.3	11.1	6.2	3.5	
1.4	2.5	4.6	8.1	12.2	14.3	12.2	8.1	4.6	2.5	1.4	30 in
3.8	6.2	9.8	14.2	17.8	19.3	17.8	14.2	9.8	6.2	3.8	
2.4	4.0	6.5	9.7	12.8	14.1	12.8	9.7	6.5	4.0	2.4	30 in
1.0	1.7	2.8	4.4	6.0	6.8	6.0	4.4	2.8	1.7	1.0	