

HU10 Integrated LED Undercabinet

Ideal for task, accent, office, cove, utility and display lighting, the Halo Undercabinet low-profile design delivers maximum energy savings and long life. The integrated driver allows 120V direct to the fixture for easy installation. Available in 12", 18" or 24" lengths, the Halo system can be configured to fit almost anywhere with smooth dimming down to 15% using a TRIAC or ELV dimmer. Connector cables, in a variety of different lengths, make it easy to link one unit to another. Each unit features an integrated on-off switch.

Features

- 88% energy savings compared to halogen*
- \$510 total savings over the life of the fixture*
- Lasts up to 22 years*
- 3000 K
- Sleek 3/4" profile
- Fully dimmable with wall switch
- Integral ON/OFF switch
- Plug-in or direct wire with splice box
- Link any combination of fixtures up to 800W total load
- 80+ CRI
- Damp location listed
- Five-year warranty



Connectors



3" Daisy Chain Connector
HU101



6" Daisy Chain Connector
HU102



24" Daisy Chain Connector
HU103



120" Daisy Chain Connector
HU104



48" Power Cord
HU105



Splice Box
HU106

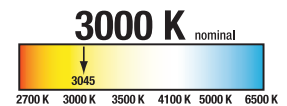


1-1/2" Male-to-Male Connector
HU107

Finish: P = White; MB = Matte Black
Example: HU101P = 3" Daisy Chain Connector, White

Energy Data

| Power Factor: | >0.9 | 12" Fixture | | 18" Fixture | | 24" Fixture | |
|------------------------|--------|-------------------|-------|-------------------|-------|-------------------|-------|
| THD: | <10% | Lumens: | 341 | Lumens: | 563 | Lumens: | 707 |
| Color Temperature: | 3000 K | 120V Input Watts: | 4.95 | 120V Input Watts: | 8.17 | 120V Input Watts: | 9.61 |
| Color Rendering Index: | 80 | Line Amps: | 0.044 | Line Amps: | 0.072 | Line Amps: | 0.084 |
| Nominal Lumens/Ft: | 350 | LPW: | 70 | LPW: | 69 | LPW: | 74 |



* Over the life of the fixture energy savings: \$385
Replacement lamp savings: \$170

Savings based on \$0.11 per kilowatt hour and 6 hours average use per day and 50,000 hours of lamp life. 24" fixture is lumen equivalent to fixture with (4) 20W halogen lamps.

Qualified and compliant. Refer to ENERGY STAR® Qualified Products List for listings.

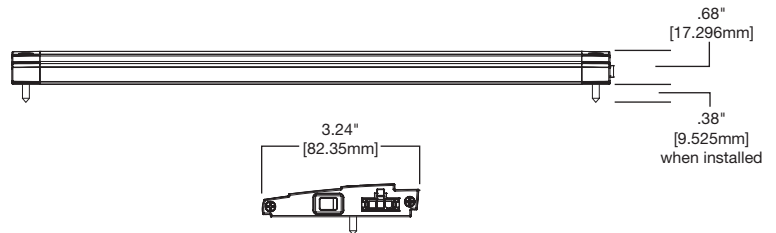
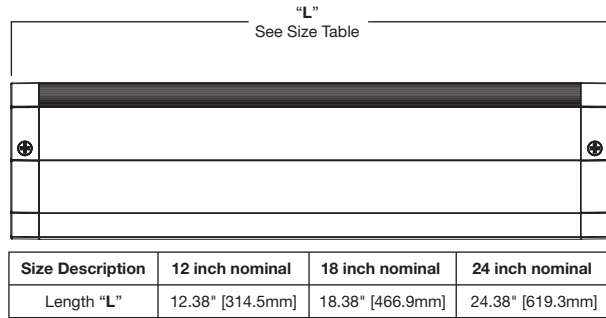
Ordering Information

Sample Number: HU1012D830P (12" Dimmable Fixture, 80 CRI, 3000K, White Finish)

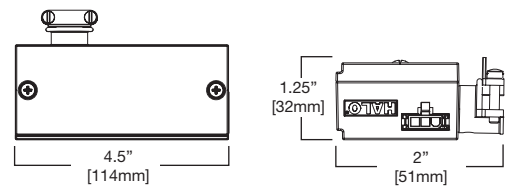
| Family | Length | Dimming | Lens | CRI | Color Temperature | Finish | Accessories |
|---|----------------------------|-------------------------|---------------|----------|-------------------|---------------------------|--|
| HU10 =Halo Integrated Driver Undercabinet | 12=12" 18=18" 24=24" | D=Dimmable ^A | [Blank]=Clear | 8=80 CRI | 30=3000 K | P=White MB=Matte Black | HU101 =3" Daisy Chain Connector HU102 =6" Daisy Chain Connector HU103 =24" Daisy Chain Connector HU104 =120" Daisy Chain Connector HU105 =48" Power Cord HU106 =Splice Box HU107 =1-1/2" Male-to-Male Connector |

^A See our website for compatible dimmers - www.cooperlighting.com.

Dimensions



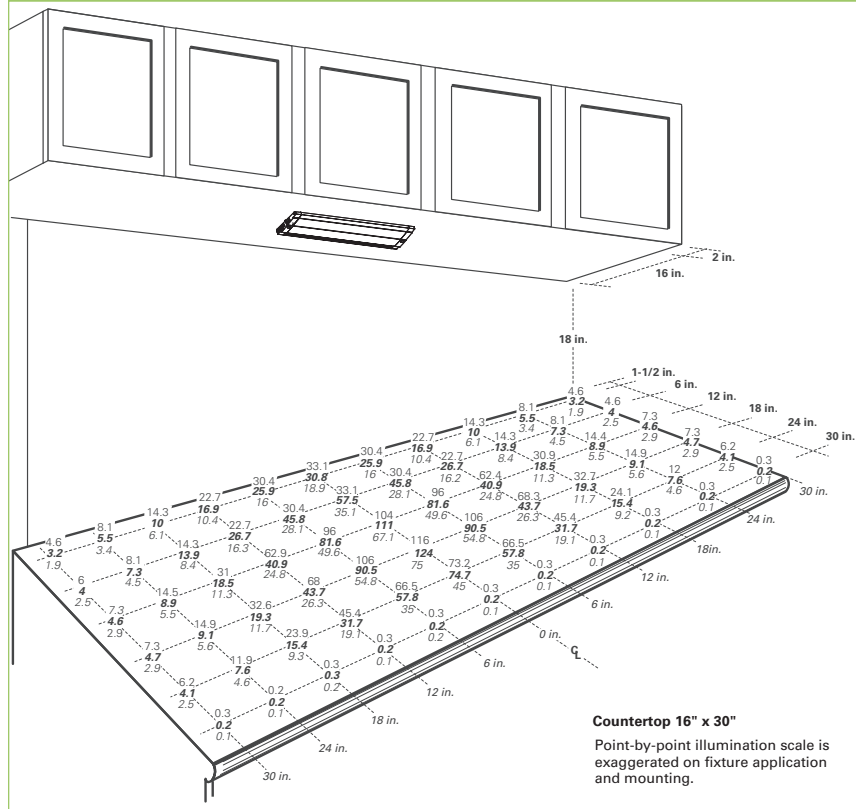
HU106 Splice Box



Photometry

Fixture Application Illustration - Mounting Height 18"

Top Number: HU1024D830.IES
Middle Number: HU1018D830.IES
Bottom Number: HU1012D830.IES



Optional Mounting Height - 15"

Top Number: HU1024D830.IES
Middle Number: HU1018D830.IES
Bottom Number: HU1012D830.IES

| | |
|--|--------|
| 3.6 6.4 11.9 19.5 26.9 29.4 26.9 19.5 11.7 6.3 3.6 | 1-1/2" |
| 2.5 4.3 7.9 14.2 23.2 28.4 23.2 14.2 7.9 4.3 2.5 | |
| 1.5 2.6 4.9 8.7 14.4 17.8 14.4 8.7 4.9 2.6 1.5 | |
| 4.8 9.1 18.8 37.2 55.4 60.2 55.4 36.6 18.6 9.0 4.7 | 6" |
| 3.2 5.8 11.5 23.8 46.7 63.2 46.7 23.7 11.5 5.8 3.2 | |
| 1.9 3.5 7.0 14.5 28.6 38.6 28.6 14.5 7.0 3.5 1.9 | |
| 5.7 12.1 29.6 73.7 128 132 128 73.3 29.4 12.1 5.7 | 12" |
| 3.7 7.0 15.7 40.3 102 162 102 40.3 15.7 7.0 3.7 | |
| 2.2 4.3 9.6 24.6 62.1 97.3 62.1 24.6 9.6 4.3 2.2 | |
| 5.7 12.4 31.6 83.5 149 154 149 83.8 31.6 12.4 5.7 | 18" |
| 3.6 7.1 16.4 44.3 120 193 120 44.3 16.4 7.1 3.6 | |
| 2.2 4.4 10.0 26.7 72.0 116 72.0 26.7 10.0 4.4 2.2 | |
| 4.6 9.4 21.3 46.4 75.2 81.1 75.2 47.0 21.5 9.5 4.6 | 24" |
| 3.0 5.8 12.4 29.3 64.0 90.9 64.0 29.3 12.4 5.8 3.0 | |
| 1.8 3.5 7.5 17.7 38.7 54.9 38.7 17.7 7.5 3.5 1.8 | |
| 0.3 0.2 0.3 0.3 0.3 0.3 0.3 0.3 0.3 0.3 0.3 | 30" |
| 0.2 0.2 0.2 0.2 0.2 0.2 0.2 0.2 0.2 0.2 0.2 | |
| 0.1 0.1 0.2 0.1 0.1 0.1 0.1 0.1 0.1 0.1 0.1 | |
| 30" 24" 18" 12" 6" 0 6" 12" 18" 24" 30" | |

Optional Mounting Height - 24"

Top Number: HU1024D830.IES
Middle Number: HU1018D830.IES
Bottom Number: HU1012D830.IES

| | |
|--|--------|
| 6.6 10.6 16.9 24.0 29.9 32.2 29.9 24.0 16.9 10.6 6.6 | 1-1/2" |
| 4.7 7.6 12.6 18.7 25.3 28.3 25.3 18.7 12.6 7.6 4.7 | |
| 2.8 4.6 7.7 11.5 15.5 17.3 15.5 11.5 7.7 4.6 2.8 | |
| 8.3 13.8 22.7 33.5 43.3 46.8 43.3 33.5 22.6 13.8 8.2 | 6" |
| 5.8 9.8 16.3 26.2 36.8 42.0 36.8 26.2 16.3 9.8 5.8 | |
| 3.5 5.9 9.9 15.8 22.3 25.5 22.3 15.8 9.9 5.9 3.5 | |
| 9.7 16.7 28.5 44.8 59.5 65.1 59.5 44.8 28.5 16.7 9.6 | 12" |
| 6.6 11.4 20.1 34.2 51.5 60.2 51.5 34.2 20.1 11.4 6.6 | |
| 4.0 6.9 12.1 20.7 31.3 36.6 31.3 20.7 12.1 6.9 4.0 | |
| 9.8 17.0 29.4 46.9 62.4 68.7 62.4 46.9 29.4 17.0 9.8 | 18" |
| 6.7 11.6 20.5 35.7 54.5 63.6 54.5 35.7 20.5 11.6 6.7 | |
| 4.1 7.0 12.4 21.5 33.0 38.1 33.0 21.5 12.4 7.0 4.1 | |
| 8.7 14.5 24.1 37.0 48.4 52.8 48.4 37.0 24.1 14.5 8.6 | 24" |
| 6.0 10.2 17.3 28.6 41.7 48.3 41.7 28.6 17.3 10.2 6.0 | |
| 3.7 6.1 10.5 17.3 25.3 29.2 25.3 17.3 10.5 6.1 3.7 | |
| 0.3 0.2 0.3 0.3 0.3 0.3 0.3 0.3 0.3 0.3 0.3 | 30" |
| 0.2 0.2 0.2 0.2 0.2 0.2 0.2 0.2 0.2 0.2 0.2 | |
| 0.1 0.1 0.1 0.1 0.1 0.1 0.1 0.1 0.1 0.1 0.1 | |
| 30" 24" 18" 12" 6" 0 6" 12" 18" 24" 30" | |

HU10 Integrated LED Undercabinet

Ideal for task, accent, office, cove, utility and display lighting, the Halo Undercabinet low-profile design delivers maximum energy savings and long life. The integrated driver allows 120V direct to the fixture for easy installation. Available in 12", 18" or 24" lengths, the Halo system can be configured to fit almost anywhere with smooth dimming down to 15% using a TRIAC or ELV dimmer. Connector cables, in a variety of different lengths, make it easy to link one unit to another. Each unit features an integrated on-off switch.

Features

- 88% energy savings compared to halogen*
- \$510 total savings over the life of the fixture*
- Lasts up to 22 years*
- 3000 K
- Sleek 3/4" profile
- Fully dimmable with wall switch
- Integral ON/OFF switch
- Plug-in or direct wire with splice box
- Link any combination of fixtures up to 800W total load
- 80+ CRI
- Damp location listed
- Five-year warranty



Connectors



3" Daisy Chain Connector
HU101



6" Daisy Chain Connector
HU102



24" Daisy Chain Connector
HU103



120" Daisy Chain Connector
HU104



48" Power Cord
HU105



Splice Box
HU106

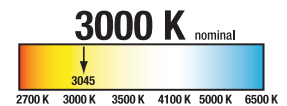


1-1/2" Male-to-Male Connector
HU107

Finish: P = White; MB = Matte Black
Example: HU101P = 3" Daisy Chain Connector, White

Energy Data

| Power Factor: | >0.9 | 12" Fixture | | 18" Fixture | | 24" Fixture | |
|------------------------|--------|-------------------|-------|-------------------|-------|-------------------|-------|
| THD: | <10% | Lumens: | 341 | Lumens: | 563 | Lumens: | 707 |
| Color Temperature: | 3000 K | 120V Input Watts: | 4.95 | 120V Input Watts: | 8.17 | 120V Input Watts: | 9.61 |
| Color Rendering Index: | 80 | Line Amps: | 0.044 | Line Amps: | 0.072 | Line Amps: | 0.084 |
| Nominal Lumens/Ft: | 350 | LPW: | 70 | LPW: | 69 | LPW: | 74 |



* Over the life of the fixture energy savings: \$385
Replacement lamp savings: \$170

Savings based on \$0.11 per kilowatt hour and 6 hours average use per day and 50,000 hours of lamp life. 24" fixture is lumen equivalent to fixture with (4) 20W halogen lamps.

Qualified and compliant. Refer to ENERGY STAR® Qualified Products List for listings.

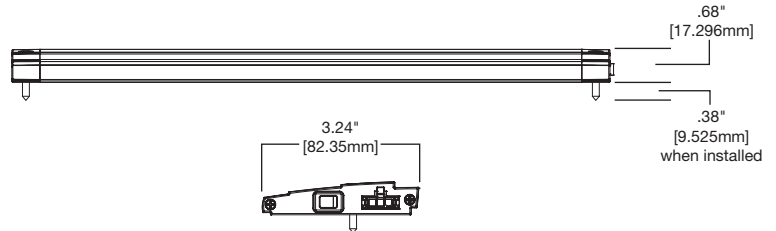
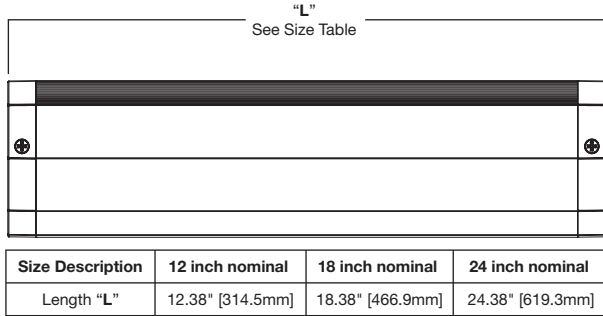
Ordering Information

Sample Number: HU1012D830P (12" Dimmable Fixture, 80 CRI, 3000K, White Finish)

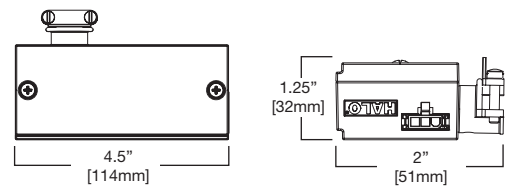
| Family | Length | Dimming | Lens | CRI | Color Temperature | Finish | Accessories |
|---|----------------------------|-------------------------|---------------|----------|-------------------|---------------------------|--|
| HU10 =Halo Integrated Driver Undercabinet | 12=12" 18=18" 24=24" | D=Dimmable ^A | [Blank]=Clear | 8=80 CRI | 30=3000 K | P=White MB=Matte Black | HU101 =3" Daisy Chain Connector HU102 =6" Daisy Chain Connector HU103 =24" Daisy Chain Connector HU104 =120" Daisy Chain Connector HU105 =48" Power Cord HU106 =Splice Box HU107 =1-1/2" Male-to-Male Connector |

^A See our website for compatible dimmers - www.cooperlighting.com.

Dimensions



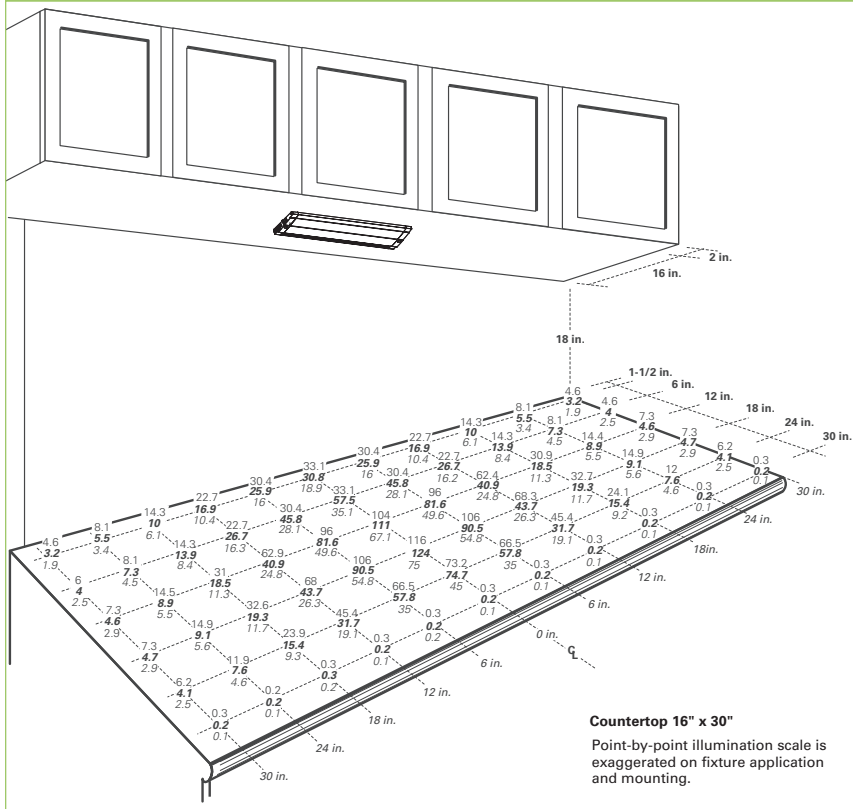
HU106 Splice Box



Photometry

Fixture Application Illustration - Mounting Height 18"

Top Number: HU1024D830.IES
Middle Number: HU1018D830.IES
Bottom Number: HU1012D830.IES



Optional Mounting Height - 15"

Top Number: HU1024D830.IES
Middle Number: HU1018D830.IES
Bottom Number: HU1012D830.IES

| | | | | | | | | | | | |
|---|------|------|------|------|------|------|------|------|------|-----|--------|
| 3.6 | 6.4 | 11.9 | 19.5 | 26.9 | 29.4 | 26.9 | 19.5 | 11.7 | 6.3 | 3.6 | 1-1/2" |
| 2.5 | 4.3 | 7.9 | 14.2 | 23.2 | 28.4 | 23.2 | 14.2 | 7.9 | 4.3 | 2.5 | |
| 1.5 | 2.6 | 4.9 | 8.7 | 14.4 | 17.8 | 14.4 | 8.7 | 4.9 | 2.6 | 1.5 | |
| 4.8 | 9.1 | 18.8 | 37.2 | 55.4 | 60.2 | 55.4 | 37.2 | 18.8 | 9.0 | 4.7 | 6" |
| 3.2 | 5.8 | 11.5 | 23.8 | 46.7 | 63.2 | 46.7 | 23.7 | 11.5 | 5.8 | 3.2 | |
| 1.9 | 3.5 | 7.0 | 14.5 | 28.6 | 38.6 | 28.6 | 14.5 | 7.0 | 3.5 | 1.9 | |
| 5.7 | 12.1 | 29.6 | 73.7 | 128 | 132 | 128 | 73.3 | 29.4 | 12.1 | 5.7 | 12" |
| 3.7 | 7.0 | 15.7 | 40.3 | 102 | 162 | 102 | 40.3 | 15.7 | 7.0 | 3.7 | |
| 2.2 | 4.3 | 9.6 | 24.6 | 62.1 | 97.3 | 62.1 | 24.6 | 9.6 | 4.3 | 2.2 | |
| 5.7 | 12.4 | 31.6 | 83.5 | 149 | 154 | 149 | 83.8 | 31.6 | 12.4 | 5.7 | 18" |
| 3.6 | 7.1 | 16.4 | 44.3 | 120 | 193 | 120 | 44.3 | 16.4 | 7.1 | 3.6 | |
| 2.2 | 4.4 | 10.0 | 26.7 | 72.0 | 116 | 72.0 | 26.7 | 10.0 | 4.4 | 2.2 | |
| 4.6 | 9.4 | 21.3 | 46.4 | 75.2 | 81.1 | 75.2 | 47.0 | 21.5 | 9.5 | 4.6 | 24" |
| 3.0 | 5.8 | 12.4 | 29.3 | 64.0 | 90.9 | 64.0 | 29.3 | 12.4 | 5.8 | 3.0 | |
| 1.8 | 3.5 | 7.5 | 17.7 | 38.7 | 54.9 | 38.7 | 17.7 | 7.5 | 3.5 | 1.8 | |
| 0.3 | 0.2 | 0.3 | 0.3 | 0.3 | 0.3 | 0.3 | 0.3 | 0.3 | 0.3 | 0.3 | 30" |
| 0.2 | 0.2 | 0.2 | 0.2 | 0.2 | 0.2 | 0.2 | 0.2 | 0.2 | 0.2 | 0.2 | |
| 0.1 | 0.1 | 0.2 | 0.1 | 0.1 | 0.1 | 0.1 | 0.1 | 0.1 | 0.1 | 0.1 | |
| 30" 24" 18" 12" 6" 0 6" 12" 18" 24" 30" | | | | | | | | | | | |

Optional Mounting Height - 24"

Top Number: HU1024D830.IES
Middle Number: HU1018D830.IES
Bottom Number: HU1012D830.IES

| | | | | | | | | | | | |
|---|------|------|------|------|------|------|------|------|------|-----|--------|
| 6.6 | 10.6 | 16.9 | 24.0 | 29.9 | 32.2 | 29.9 | 24.0 | 16.9 | 10.6 | 6.6 | 1-1/2" |
| 4.7 | 7.6 | 12.6 | 18.7 | 25.3 | 28.3 | 25.3 | 18.7 | 12.6 | 7.6 | 4.7 | |
| 2.8 | 4.6 | 7.7 | 11.5 | 15.5 | 17.3 | 15.5 | 11.5 | 7.7 | 4.6 | 2.8 | |
| 8.3 | 13.8 | 22.7 | 33.5 | 43.3 | 46.8 | 43.3 | 33.5 | 22.6 | 13.8 | 8.2 | 6" |
| 5.8 | 9.8 | 16.3 | 26.2 | 36.8 | 42.0 | 36.8 | 26.2 | 16.3 | 9.7 | 5.8 | |
| 3.5 | 5.9 | 9.9 | 15.8 | 22.3 | 25.5 | 22.3 | 15.8 | 9.9 | 5.9 | 3.5 | |
| 9.7 | 16.7 | 28.5 | 44.8 | 59.5 | 65.1 | 59.5 | 44.8 | 28.5 | 16.7 | 9.6 | 12" |
| 6.6 | 11.4 | 20.1 | 34.2 | 51.5 | 60.2 | 51.5 | 34.2 | 20.1 | 11.4 | 6.6 | |
| 4.0 | 6.9 | 12.1 | 20.7 | 31.3 | 36.6 | 31.3 | 20.7 | 12.1 | 6.9 | 4.0 | |
| 9.8 | 17.0 | 29.4 | 46.9 | 62.4 | 68.7 | 62.4 | 46.9 | 29.4 | 17.0 | 9.8 | 18" |
| 6.7 | 11.6 | 20.5 | 35.7 | 54.5 | 63.6 | 54.5 | 35.7 | 20.5 | 11.6 | 6.7 | |
| 4.1 | 7.0 | 12.4 | 21.5 | 33.0 | 38.1 | 33.0 | 21.5 | 12.4 | 7.0 | 4.1 | |
| 8.7 | 14.5 | 24.1 | 37.0 | 48.4 | 52.8 | 48.4 | 37.0 | 24.1 | 14.5 | 8.6 | 24" |
| 6.0 | 10.2 | 17.3 | 28.6 | 41.7 | 48.3 | 41.7 | 28.6 | 17.3 | 10.2 | 6.0 | |
| 3.7 | 6.1 | 10.5 | 17.3 | 25.3 | 29.2 | 25.3 | 17.3 | 10.5 | 6.1 | 3.7 | |
| 0.3 | 0.2 | 0.3 | 0.3 | 0.3 | 0.3 | 0.3 | 0.3 | 0.3 | 0.3 | 0.3 | 30" |
| 0.2 | 0.2 | 0.2 | 0.2 | 0.2 | 0.2 | 0.2 | 0.2 | 0.2 | 0.2 | 0.2 | |
| 0.1 | 0.1 | 0.1 | 0.1 | 0.1 | 0.1 | 0.1 | 0.1 | 0.1 | 0.1 | 0.1 | |
| 30" 24" 18" 12" 6" 0 6" 12" 18" 24" 30" | | | | | | | | | | | |