

DESCRIPTION

The H7 recessed housing is the standard in the industry for both commercial and residential applications. The wide variety of trims available allows a number of different lighting effects to be created with one basic housing.

APPLICATION

The H7RT is suited for use in non-insulated existing ceilings. Housing slips through opening in ceiling. If ceiling insulation is present, it must be kept 3" from the fixtures on all sides.

DESIGN FEATURES

A...Housing

- Die-stamped 20 gauge CRS with white powder coat finish.
- Housing will slip through 5-1/2" ceiling opening. Integral flange secures fixture against ceiling.
- Halo name embossed on housing.

B...Socket Plate

Rigid socket plate adjusts and locks without tools for various lamp sizes.

C...Junction Box

U.L. listed for through branch circuit wiring. Seven conduit

knockouts are uniform 1/2" size with true pryout slots. Four Romex pryouts included.

D..."Quick Connect" Connectors

Three "Quick Connect" connectors eliminate need for separate wire nuts - simply strip supply wires and push in.

D...Remodel Springs

Four remodel clips secure housing and accommodate 1/2" and 5/8" ceiling materials.

E...Socket

Porcelain socket with nickel plated brass screw shell, snaps into trim for consistent lamp positioning.

F...Thermal Protector

Self resetting thermal protector deactivates fixture if overheating occurs due to improper lamping or misapplied insulation.

Labels

- UL Listed for Damp Location
- UL listed for Feed Through
- IP Rated
- CSA Certified



H7RT

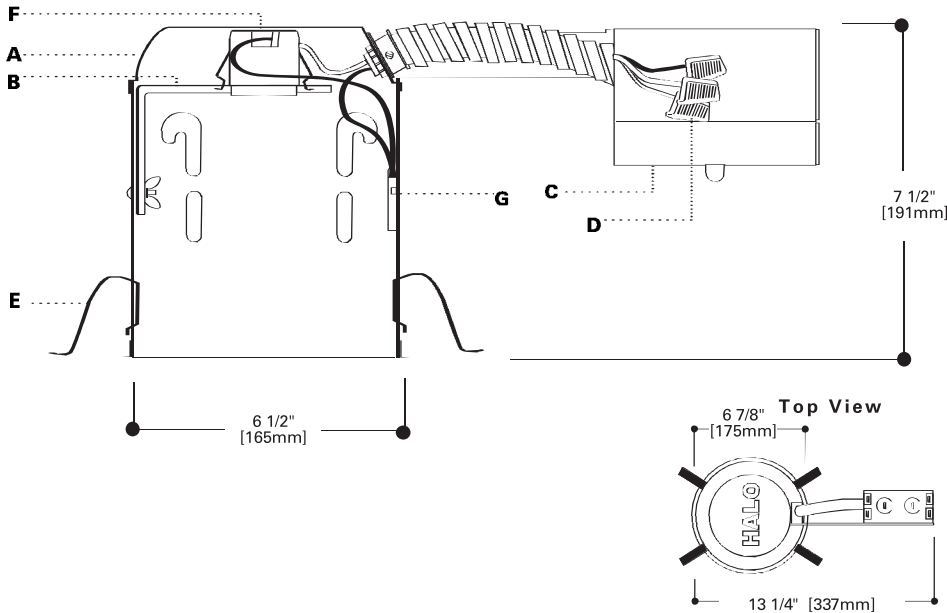
6" Non-Insulated Ceiling Recessed Remodel Housing

6" TRIMS

FOR USE IN NON-INSULATED CEILINGS OR INSULATED CEILINGS BUT INSULATION MUST BE KEPT 3" FROM ALL SIDES OF FIXTURE

FOR USE IN EXISTING CEILINGS

This housing is AIR-TITE when used with the following Trims:
78PAT
30 (All Styles)



ORDERING INFORMATION

SAMPLE NUMBER: H7RT-426RG

Order housing, trim and accessories separately.

Housing	Trims	Accessories
H7RT=Non-Insulated Ceiling Remodel Housing	See reverse side	<p>Metal Trim Rings Compatible with 310, 312, 376, 378, 400, 404, 405, 406 (SC and RG only), 409, 410, 416, 419, 420, 424, 425, 426, 446, 448, 477, 478, 1412, 1416, 1475, 2412, 2416, 2475</p> <p>TRM6P=White Metal TRM6PB=Polished Brass TRM6C=Chrome TRM6MB=Black Metal TRM6SL=Silver Metal TRP7MB=Black Plastic</p> <p>Step Down Transformer Steps 277V line voltage down to 120V fixture operating voltage. 150VA max. H277=150VA Max.</p>

UPGRADE FEATURES:

- QUICK CONNECT CONNECTORS
- HALO ID ON HOUSING

ADV042493

Supersedes ADV031587
ADV023110 & ADV000305

9/04
TAB: Recessed Incandescent
Sheet 24

Trims

REFLECTORS

AIR-TITE Super Trim

150W A21, 75W PAR30, 150W PAR38,
75W R30, 50W PAR30L

30CAT=Specular Clear, Air-Tite
30HAT=Haze, Air-Tite
30RGAT=Residential Gold, Air-Tite
OD: 7 1/4" (184mm)

AIR-TITE Super Trim

150W A21

30SBAT=Specular Black, Air-Tite
OD: 7 1/4" (184mm)

Specular Reflector

150W A21

405SC=Specular Clear
405H=Haze
405RG=Residential Gold
405CG=Champagne Gold
OD: 7 1/4" (184mm)

Specular Reflector Cone

75W R30, 75W PAR30, 150W R40

426=Specular Clear
426H=Haze
426RG=Residential Gold
426CG=Champagne Gold
426MB=Specular Black
OD: 7 1/4" (184mm)

Dayform Cone

75W R30, 65W BR30, 75W PAR30

429=White
OD: 7 1/4" (184mm)

Self Flanged Reflector

150W A21

4051=White
OD: 7 1/4" (184mm)

Self Flanged Reflector Cone

75W R30, 65W BR30, 75W PAR30,

150W R40

4261=White
OD: 7 1/4" (184mm)

BAFFLES

AIR-TITE Super Trim

100W A19, 100W R30, 50W PAR30,
150W PAR38, 50W PAR30L

30PAT=Black Baffle
30WAT=White Baffle
OD: 7 1/4" (184mm)

Baffle

75W R30, 65W BR30, 75W PAR30

310P=Black Baffle
310W=White Baffle
OD: 7 1/4" (184mm)

Baffle

150W R40

410P=Black Baffle
410W=White Baffle
OD: 7 1/4" (184mm)

EYEBALLS AND ADJUSTABLES

Eyeball - 30° Tilt

75W PAR30

74P=White Eyeball
OD: 8" (203mm)

Eyeball

50W R20, 50W PAR20

77P=White Eyeball
OD: 8" (203mm)

Eyeball - 30° Tilt

75W R30, 65W BR30, 75W PAR30L

78P=White Eyeball
78SL=Silver
78B=Brass Eyeball
78PB=Polished Brass Eyeball
78PAT=White Eyeball (converts H7RT
to AIR-TITE Construction)
OD: 8" (203mm)

Adjustable - 30° Tilt

150W PAR38 Side Prong

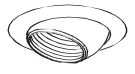
76P=White Eyeball
OD: 8" (203mm)



376



378



417



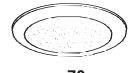
419



420



478



70



71



73



75



416



172



301



328



401

Adjustable

50W PAR30

376P=Black Baffle, White Trim Ring
OD: 7 1/4" (184mm)

Adjustable with Splay Reflector

75W PAR30

378=White w/ Specular Clear Splay Reflector
378=White w/ White Splay Reflector
OD: 7 1/4" (184mm)

Coilex Baffle Eyeball

75W PAR30

417P=White with Black Baffle
417PB=Brass with Black Baffle
417W=Brass with White Baffle
OD: 8" (203mm)

Regressed Eyeball

75W PAR30

419=White w/ Specular Clear Splay Reflector
419P=White w/ White Splay Reflector
OD: 8" (203mm)

Coilex Regressed Eyeball

75W BR30, 75W PAR30L

420P=Black Baffle, White Eyeball
420PB=Black Baffle, Polished Brass
Eyeball
420W=White Baffle, White Eyeball
OD: 7 1/4" (184mm)

Adjustable with Splay - 25° Tilt

150W PAR38

478=White w/ Specular Clear Splay Reflector
478P=White w/ White Splay Reflector
OD: 7 1/4" (184mm)

LENS TRIMS

Glass Albalite Lens

60W A19

70P=White Trim Ring
70PS=White Trim Ring, Shower Light
OD: 8" (203mm)

Plastic Drop Opal

60W A19

71P=White Trim Ring
71PS=White Trim Ring, Shower Light
OD: 8" (203mm)

Glass Fresnel Lens

60W A19

73P=White Trim Ring
73PS=White Trim Ring, Shower Light
OD: 8" (203mm)

All-Glas Diffuser

60W A19

75P=All Glass Diffuser
OD: 7 3/4" (197mm)

Coilex with Semi-Regressed Drop Opal

60W A19

416P=Black Baffle
416PW=Black Baffle
OD: 7 1/4" (184mm)

Shower Light

60W A19, 50W PAR30

172PS=White Trim Ring, Frosted Diffuser
OD: 7 3/4" (197mm)

OPEN TRIMS

Open

75W R30, 75W PAR30, 65W BR30

301P=White Open
301PB=Brass Open
OD: 7 1/4" (184mm)

Splay Trim

75W R30, 75W PAR30, 65W BR30

328P=White Splay
OD: 7 1/4" (184mm)

Open

75W R30, 65W BR30, 75W PAR30

401P=White Open
401AL=Aluminum Open
401PB=Polished Brass Open
OD: 8" (203mm)



428



303



424



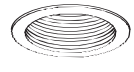
425



1412



1416



1416BA



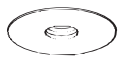
1417



1450



1475



1479

Splay Trim

150W R40

428P=White Splay
OD: 7 1/4" (184mm)

WALL WASH TRIMS

Wall Wash

60W A19

303P=White Wall Wash
OD: 8" (203mm)

Wall Wash

100W A19

424P=White Wall Wash
OD: 7 1/4" (184mm)

Coilex Wall Wash

60W A19

425P=White Wall Wash w/ Black
Baffle
425W=White Wall Wash w/ White
Baffle
OD: 7 1/4" (184mm)

LOW VOLTAGE TRIMS

Adjustable Spot - 30° tilt (Includes
12V transformer for retrofit)

50W 12V MR16

1412P=Black Baffle, Black Spot,
White Trim Ring
1412W=White Baffle, White Spot,
White Trim Ring
OD: 7 1/4" (184mm)

Specular Reflector - 30° tilt (Includes
12V transformer for retrofit)

50W 12V MR16

1416C=Clear Specular Reflector
1416CG=Champagne Gold Specular
Reflector
OD: 7 1/4" (184mm)

Baffle - 30° tilt (Includes 12V
transformer for retrofit)

50W 12V MR16

1416BA=Black Baffle, White Trim
Ring
1416W=White Baffle, White Trim
Ring
OD: 7 1/4" (184mm)

Coilex Baffle Eyeball - 30° tilt
(Includes 12V transformer for
retrofit)

50W 12V MR16

1417P=White Eyeball, Black
Baffle, White
Trim Ring
1417W=White Eyeball, White
Baffle, White
Trim Ring
OD: 8" (203mm)

Adjustable Slot Aperture 30° tilt
(Includes 12V transformer for
retrofit)

50W 12V MR16

1450P=White
OD: 7 1/4" (184mm)

Adjustable Accent - 30° tilt (Includes
12V transformer for retrofit)

50W 12V PAR36

1475P=White Holder, Black Baffle,
White Trim Ring
1475W=White Holder, White Baffle,
White Trim Ring
OD: 7 1/4" (184mm)

1 7/8" Pinhole Downlight (Includes
12V transformer for retrofit)

50W 12V MR16

1479P=White Trim, Black Baffle
1479W=White Trim, White Baffle
OD: 7 1/4" (184mm)

Note: Specifications and Dimensions subject to change without notice.

Visit our web site at www.cooperlighting.com

Customer First Center 1121 Highway 74 South Peachtree City, GA 30269 770.486.4800 FAX 770.486.4801 ADV042493
Cooper Lighting 5925 McLaughlin Rd. Mississauga, Ontario, Canada L5R 1B8 905.507.4000 FAX 905.568.7049

DESCRIPTION

The H7 recessed housing is the standard in the industry for both commercial and residential applications. The wide variety of trims available allows a number of different lighting effects to be created with one basic housing.

APPLICATION

The H7RT is suited for use in non-insulated existing ceilings. Housing slips through opening in ceiling. If ceiling insulation is present, it must be kept 3" from the fixtures on all sides.

DESIGN FEATURES

A...Housing

- Die-stamped 20 gauge CRS with white powder coat finish.
- Housing will slip through 5-1/2" ceiling opening. Integral flange secures fixture against ceiling.
- Halo name embossed on housing.

B...Socket Plate

Rigid socket plate adjusts and locks without tools for various lamp sizes.

C...Junction Box

U.L. listed for through branch circuit wiring. Seven conduit

knockouts are uniform 1/2" size with true pryout slots. Four Romex pryouts included.

D..."Quick Connect" Connectors

Three "Quick Connect" connectors eliminate need for separate wire nuts - simply strip supply wires and push in.

D...Remodel Springs

Four remodel clips secure housing and accommodate 1/2" and 5/8" ceiling materials.

E...Socket

Porcelain socket with nickel plated brass screw shell, snaps into trim for consistent lamp positioning.

F...Thermal Protector

Self resetting thermal protector deactivates fixture if overheating occurs due to improper lamping or misapplied insulation.

Labels

- UL Listed for Damp Location
- UL listed for Feed Through
- IP Rated
- CSA Certified



H7RT

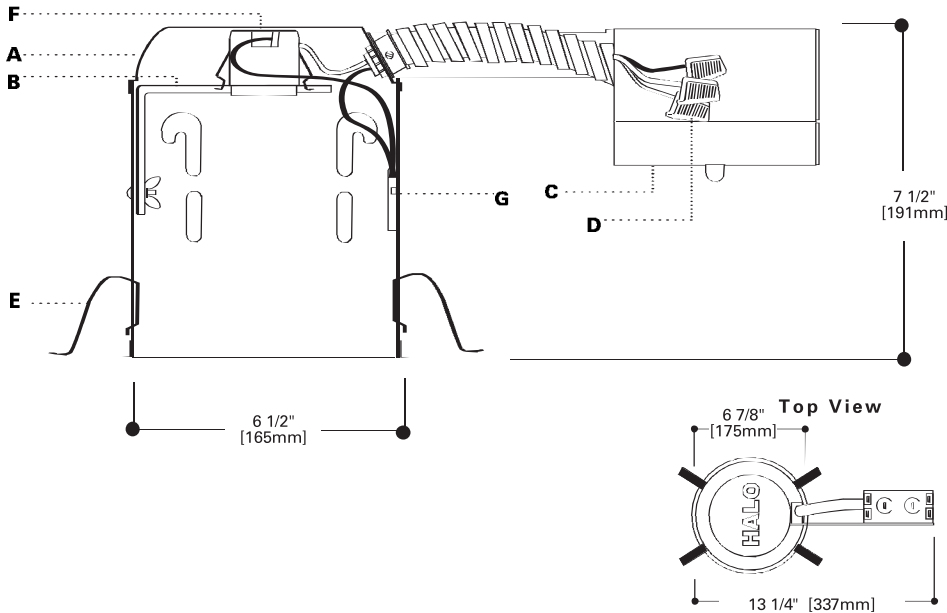
6" Non-Insulated Ceiling Recessed Remodel Housing

6" TRIMS

FOR USE IN NON-INSULATED CEILINGS OR INSULATED CEILINGS BUT INSULATION MUST BE KEPT 3" FROM ALL SIDES OF FIXTURE

FOR USE IN EXISTING CEILINGS

This housing is AIR-TITE when used with the following Trims:
78PAT
30 (All Styles)



ORDERING INFORMATION

SAMPLE NUMBER: H7RT-426RG

Order housing, trim and accessories separately.

Housing	Trims	Accessories
H7RT=Non-Insulated Ceiling Remodel Housing	See reverse side	<p>Metal Trim Rings Compatible with 310, 312, 376, 378, 400, 404, 405, 406 (SC and RG only), 409, 410, 416, 419, 420, 424, 425, 426, 446, 448, 477, 478, 1412, 1416, 1475, 2412, 2416, 2475</p> <p>TRM6P=White Metal TRM6PB=Polished Brass TRM6C=Chrome TRM6MB=Black Metal TRM6SL=Silver Metal TRP7MB=Black Plastic</p> <p>Step Down Transformer Steps 277V line voltage down to 120V fixture operating voltage. 150VA max. H277=150VA Max.</p>

UPGRADE FEATURES:

- QUICK CONNECT CONNECTORS
- HALO ID ON HOUSING

ADV042493

Supersedes ADV031587
ADV023110 & ADV000305

9/04
TAB: Recessed Incandescent
Sheet 24

Trims

REFLECTORS

AIR-TITE Super Trim

150W A21, 75W PAR30, 150W PAR38,
75W R30, 50W PAR30L

30CAT=Specular Clear, Air-Tite
30HAT=Haze, Air-Tite
30RGAT=Residential Gold, Air-Tite
OD: 7 1/4" (184mm)

AIR-TITE Super Trim

150W A21

30SBAT=Specular Black, Air-Tite
OD: 7 1/4" (184mm)

Specular Reflector

150W A21

405SC=Specular Clear
405H=Haze
405RG=Residential Gold
405CG=Champagne Gold
OD: 7 1/4" (184mm)

Specular Reflector Cone

75W R30, 75W PAR30, 150W R40

426=Specular Clear
426H=Haze
426RG=Residential Gold
426CG=Champagne Gold
426MB=Specular Black
OD: 7 1/4" (184mm)

Dayform Cone

75W R30, 65W BR30, 75W PAR30

429=White
OD: 7 1/4" (184mm)

Self Flanged Reflector

150W A21

4051=White
OD: 7 1/4" (184mm)

Self Flanged Reflector Cone

75W R30, 65W BR30, 75W PAR30,

150W R40

4261=White
OD: 7 1/4" (184mm)

BAFFLES

AIR-TITE Super Trim

100W A19, 100W R30, 50W PAR30,
150W PAR38, 50W PAR30L

30PAT=Black Baffle
30WAT=White Baffle
OD: 7 1/4" (184mm)

Baffle

75W R30, 65W BR30, 75W PAR30

310P=Black Baffle
310W=White Baffle
OD: 7 1/4" (184mm)

Baffle

150W R40

410P=Black Baffle
410W=White Baffle
OD: 7 1/4" (184mm)

EYEBALLS AND ADJUSTABLES

Eyeball - 30° Tilt

75W PAR30

74P=White Eyeball
OD: 8" (203mm)

Eyeball

50W R20, 50W PAR20

77P=White Eyeball
OD: 8" (203mm)

Eyeball - 30° Tilt

75W R30, 65W BR30, 75W PAR30L

78P=White Eyeball
78SL=Silver
78B=Brass Eyeball
78PB=Polished Brass Eyeball
78PAT=White Eyeball (converts H7RT
to AIR-TITE Construction)
OD: 8" (203mm)

Adjustable - 30° Tilt

150W PAR38 Side Prong

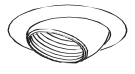
76P=White Eyeball
OD: 8" (203mm)



376



378



417



419



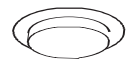
420



478



70



71



73



75



416



172



301



328



401



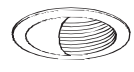
428



303



424



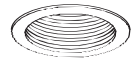
425



1412



1416



1416BA



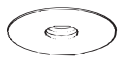
1417



1450



1475



1479

Splay Trim

150W R40

428P=White Splay
OD: 7 1/4" (184mm)

WALL WASH TRIMS

Wall Wash

60W A19

303P=White Wall Wash
OD: 8" (203mm)

Wall Wash

100W A19

424P=White Wall Wash
OD: 7 1/4" (184mm)

Coilex Wall Wash

60W A19

425P=White Wall Wash w/ Black
Baffle
425W=White Wall Wash w/ White
Baffle
OD: 7 1/4" (184mm)

LOW VOLTAGE TRIMS

Adjustable Spot - 30° tilt (Includes
12V transformer for retrofit)

50W 12V MR16

1412P=Black Baffle, Black Spot,
White Trim Ring
1412W=White Baffle, White Spot,
White Trim Ring
OD: 7 1/4" (184mm)

Specular Reflector - 30° tilt (Includes
12V transformer for retrofit)

50W 12V MR16

1416C=Clear Specular Reflector
1416CG=Champagne Gold Specular
Reflector
OD: 7 1/4" (184mm)

Baffle - 30° tilt (Includes 12V
transformer for retrofit)

50W 12V MR16

1416BA=Black Baffle, White Trim
Ring
1416W=White Baffle, White Trim
Ring
OD: 7 1/4" (184mm)

Coilex Baffle Eyeball - 30° tilt
(Includes 12V transformer for
retrofit)

50W 12V MR16

1417P=White Eyeball, Black
Baffle, White
Trim Ring
1417W=White Eyeball, White
Baffle, White
Trim Ring
OD: 8" (203mm)

Adjustable Slot Aperture 30° tilt
(Includes 12V transformer for
retrofit)

50W 12V MR16

1450P=White
OD: 7 1/4" (184mm)

Adjustable Accent - 30° tilt (Includes
12V transformer for retrofit)

50W 12V PAR36

1475P=White Holder, Black Baffle,
White Trim Ring
1475W=White Holder, White Baffle,
White Trim Ring
OD: 7 1/4" (184mm)

1 7/8" Pinhole Downlight (Includes
12V transformer for retrofit)

50W 12V MR16

1479P=White Trim, Black Baffle
1479W=White Trim, White Baffle
OD: 7 1/4" (184mm)

Note: Specifications and Dimensions subject to change without notice.

Visit our web site at www.cooperlighting.com

Customer First Center 1121 Highway 74 South Peachtree City, GA 30269 770.486.4800 FAX 770.486.4801 ADV042493
Cooper Lighting 5925 McLaughlin Rd. Mississauga, Ontario, Canada L5R 1B8 905.507.4000 FAX 905.568.7049