

## DESCRIPTION

The H7 family of recessed housings are the standard in the industry for both commercial and residential applications. The wide variety of trims available allows a number of different lighting effects to be created with one basic housing. The H7RICT is designed for installations where the housing will be in direct contact with insulation.

Catalog #	Type
Project	
Comments	
Prepared by	Date

## DESIGN FEATURES

### A...Housing

- Aluminum housing for greater heat dissipation.
- Housing will slip through 5-1/2" ceiling opening. Integral flange secures fixture against ceiling.
- Halo name embossed on housing.

### B...Socket Plate

Rigid socket plate adjusts and locks without tools for various lamp sizes.

### C...Junction Box

U.L. listed for through branch circuit wiring. Seven conduit knockouts are uniform 1/2" size with true pryout slots. Four Romex pryouts included.

### D..."Quick Connect"

### Connectors

Three "Quick Connect" connectors eliminate need for separate wire nuts - simply strip supply wires and push in.

### E...Remodel Springs

Four remodel clips secure housing and accommodate 1/2" and 5/8" ceiling material.

### F...Socket

Porcelain socket with nickel plated brass screw shell.

### G...Thermal Protector

Self resetting thermal protector deactivates fixture if overheating occurs due to improper lamping.

### Labels

- U.L. listed for direct contact with insulation and combustible material
  - UL listed for Feed Through
  - UL Listed for Damp Location
  - CSA Certified
- Meets following requirements:
- State of California Title 24



## H7RICT

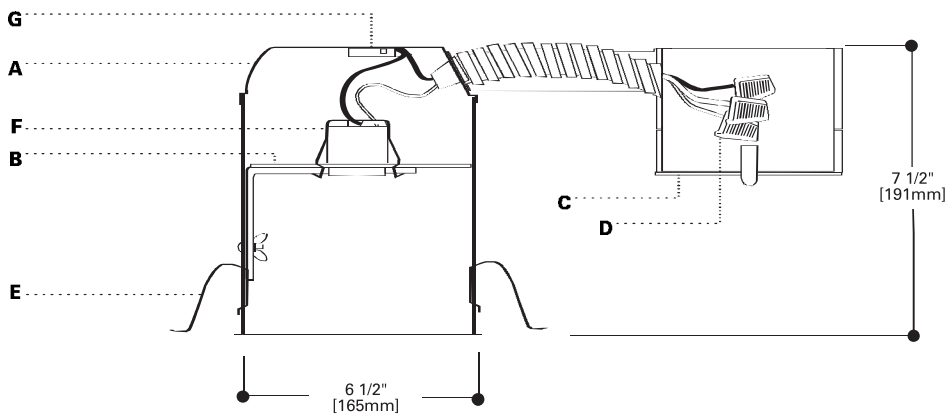
### 6" Insulated Ceiling Remodel Housing

#### 6" TRIMS

FOR USE IN INSULATED CEILINGS

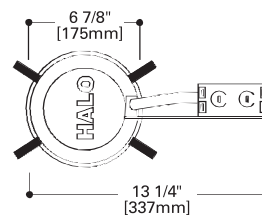
FOR DIRECT CONTACT WITH INSULATION

FOR USE IN EXISTING CEILINGS



Ceiling Opening must be cut to match template supplied with housing

#### Top View



This housing is AIR-TITE when used with the following Trims:

- 170PS
- 171PS
- 173PS
- 78PAT
- 30 (All Styles)
- 430 (All Styles)

#### UPGRADE FEATURES:

- QUICK CONNECT CONNECTORS
- HALO ID ON HOUSING

Ordering Information on reverse.

ADV042488

Supersedes ADV031583  
ADV023107 & ADV000301

9/04  
TAB: Recessed Incandescent  
Sheet 19

TRIMS

ORDERING INFORMATION

SAMPLE NUMBER: H7RICT-426RG

Order housing, trim and accessories separately.

Housing	Trims	Accessories
<p>H7RICT= Insulated Ceiling Remodel Housing</p>	<p><b>REFLECTORS</b></p> <p><b>AIR-TITE Super Trim</b> 60W A19, 75W PAR30, 75W R30, 65W BR30, 75W PAR30L, 60W PAR38 30CAT=Specular Clear, Air-Tite 30RGAT=Residential Gold, Air-Tite 30HAT=Haze, Air-Tite OD: 7 1/4" (184mm)</p> <p><b>AIR-TITE Super Trim</b> 40W A19, 50W PAR30, 75W PAR30L 30SBAT=Specular Black, Air-Tite OD: 7 1/4" (184mm)</p> <p><b>Specular Reflector</b> 60W A19 404C=Specular Clear 404RG=Residential Gold OD: 7 1/4" (184mm)</p> <p><b>Specular Reflector Cone</b> 50W PAR30, 75W R30, 65W BR30, 75W PAR30L 426=Specular Clear 426H=Haze Reflector 426RG=Residential Gold 426CG=Champagne Gold 426SB=Specular Black OD: 7 1/4" (184mm)</p> <p><b>Dayform Cone</b> 50W PAR30, 75W R30, 65W BR30, 75W PAR30L 429=White OD: 7 1/4" (184mm)</p> <p><b>Self Flanged Reflector</b> 60W A19 4041=White OD: 7 1/4" (184mm)</p> <p><b>Self Flanged Reflector Cone</b> 50W PAR30, 75W R30, 65W BR30, 75W PAR30L 4261=White OD: 7 1/4" (184mm)</p> <p><b>BAFFLES</b></p> <p><b>AIR-TITE Super Trim</b> 40W A19, 75W R30, 65W BR30, 60W PAR38, 75W PAR30, 75W PAR30L 30PAT=Black Baffle 30WAT=White Baffle OD: 7 1/4" (184mm)</p> <p><b>Baffle</b> 75W R30, 65W BR30, 75W PAR30L, 50W PAR30 310P=Black Baffle 310W=White Baffle OD: 7 1/4" (184mm)</p> <p><b>Baffle</b> 50W PAR30, 65W BR30, 75W PAR30L, 75W R30, 65W BR30 312P=Black Baffle 312W=White Baffle OD: 7 1/4" (184mm)</p> <p><b>ADJUSTABLES</b></p> <p><b>Eyeball</b> 75W PAR30 74P=White Eyeball OD: 8" (203mm)</p> <p><b>Eyeball</b> 50W R20 77P=White Eyeball OD: 8" (203mm)</p> <p><b>Eyeball</b> 75W R30 78P=White Eyeball 78B=Brass Eyeball 78SL=Silver 78PB=Polished Brass Eyeball 78PAT=Polished Brass Eyeball (converts H7RICT and H7RICT to AIR-TITE Construction) OD: 8" (203mm)</p> <p><b>Coilex Regressed Eyeball</b> 50W PAR30L, 60W BR30 420P=Black Baffle, White Eyeball 420PB=Black Baffle, Polished Brass Eyeball 420W=White Baffle, White Eyeball OD: 7 1/4" (184mm)</p> <p><b>DIFFUSERS</b></p> <p><b>Glass Albalite Lens</b> 60W A19 170P=White Trim Ring 170PS=White Trim Ring, Shower Light OD: 8" (203mm)</p> <p><b>Plastic Drop Opal</b> 40W A19 171P=White Trim Ring 171PS=White Trim Ring, Shower Light OD: 8" (203mm)</p> <p><b>Glass Fresnel Lens</b> 40W A19 173P=White Trim Ring 173PS=White Trim Ring, Shower Light OD: 8" (203mm)</p> <p><b>Shower Light</b> 60W A19, 50W PAR30 172PS=White Trim Ring, Shower Light OD: 7 3/4" (197mm)</p> <p><b>OPEN</b></p> <p><b>Open</b> 75W R30, 75W PAR30, 75W PAR30L, 65W BR30 300P=White OD: 7 1/4" (184mm)</p> <p><b>Splay Trim with Integral socket Support</b> 65W BR30, 75W PAR30, 75W PAR30L 327P=White Splay OD: 7 1/4" (184mm)</p> <p><b>Splay Trim</b> 75W R30, 75W PAR30, 65W BR30 328P=White Splay OD: 7 1/4" (184mm)</p> <p><b>WALL WASH</b></p> <p><b>Baffle Wall Wash</b> 40W A19 430P=Black Baffle, White Scoop, White Trim Ring 430W=White Baffle, White Scoop, White Trim Ring OD: 7 1/4" (184mm)</p>	<p><b>Metal Trim Rings</b> Compatible with 310 and 312 TRM6P=White Metal TRM6PB=Polished Brass TRM6C=Chrome TRM6MB=Black Metal TRM6SL=Silver TRP7MB=Black Plastic</p> <p><b>Oversize Trim Rings</b> For use when ceiling opening is cut too large. Compatible with 310 and 312 trims OT400P=9 1/4" White Metal OT403P=8" White Plastic</p>

Note: Specifications and Dimensions subject to change without notice.

Visit our web site at [www.cooperlighting.com](http://www.cooperlighting.com)

## DESCRIPTION

The H7 family of recessed housings are the standard in the industry for both commercial and residential applications. The wide variety of trims available allows a number of different lighting effects to be created with one basic housing. The H7RICT is designed for installations where the housing will be in direct contact with insulation.

Catalog #	Type
Project	
Comments	
Prepared by	Date

## DESIGN FEATURES

### A...Housing

- Aluminum housing for greater heat dissipation.
- Housing will slip through 5-1/2" ceiling opening. Integral flange secures fixture against ceiling.
- Halo name embossed on housing.

### B...Socket Plate

Rigid socket plate adjusts and locks without tools for various lamp sizes.

### C...Junction Box

U.L. listed for through branch circuit wiring. Seven conduit knockouts are uniform 1/2" size with true pryout slots. Four Romex pryouts included.

### D..."Quick Connect"

### Connectors

Three "Quick Connect" connectors eliminate need for separate wire nuts - simply strip supply wires and push in.

### E...Remodel Springs

Four remodel clips secure housing and accommodate 1/2" and 5/8" ceiling material.

### F...Socket

Porcelain socket with nickel plated brass screw shell.

### G...Thermal Protector

Self resetting thermal protector deactivates fixture if overheating occurs due to improper lamping.

### Labels

- U.L. listed for direct contact with insulation and combustible material
  - UL listed for Feed Through
  - UL Listed for Damp Location
  - CSA Certified
- Meets following requirements:
- State of California Title 24



## H7RICT

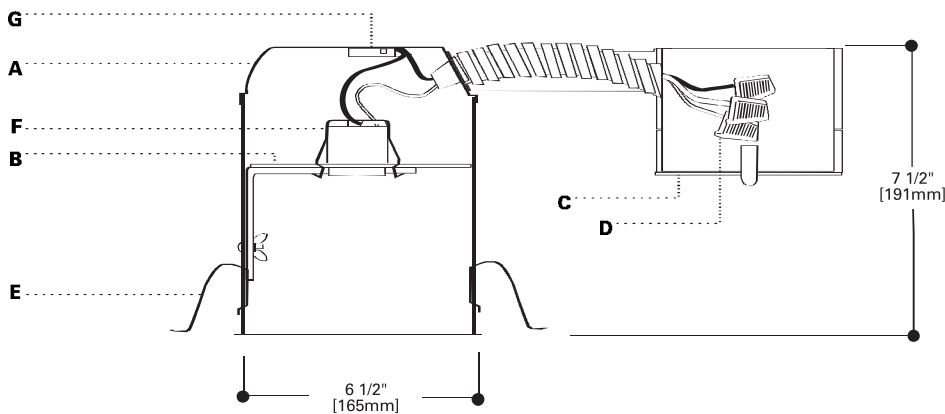
### 6" Insulated Ceiling Remodel Housing

#### 6" TRIMS

FOR USE IN INSULATED CEILINGS

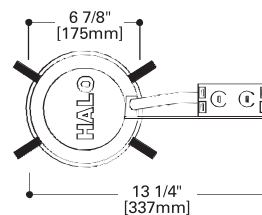
FOR DIRECT CONTACT WITH INSULATION

FOR USE IN EXISTING CEILINGS



Ceiling Opening must be cut to match template supplied with housing

#### Top View



This housing is AIR-TITE when used with the following Trims:

- 170PS
- 171PS
- 173PS
- 78PAT
- 30 (All Styles)
- 430 (All Styles)

#### UPGRADE FEATURES:

- QUICK CONNECT CONNECTORS
- HALO ID ON HOUSING

Ordering Information on reverse.

ADV042488

Supersedes ADV031583  
ADV023107 & ADV000301

9/04  
TAB: Recessed Incandescent  
Sheet 19

TRIMS

ORDERING INFORMATION

SAMPLE NUMBER: H7RICT-426RG

Order housing, trim and accessories separately.

Housing	Trims	Accessories
<p>H7RICT= Insulated Ceiling Remodel Housing</p>	<p><b>REFLECTORS</b></p> <p><b>AIR-TITE Super Trim</b> 60W A19, 75W PAR30, 75W R30, 65W BR30, 75W PAR30L, 60W PAR38 30CAT=Specular Clear, Air-Tite 30RGAT=Residential Gold, Air-Tite 30HAT=Haze, Air-Tite OD: 7 1/4" (184mm)</p> <p><b>AIR-TITE Super Trim</b> 40W A19, 50W PAR30, 75W PAR30L 30SBAT=Specular Black, Air-Tite OD: 7 1/4" (184mm)</p> <p><b>Specular Reflector</b> 60W A19 404C=Specular Clear 404RG=Residential Gold OD: 7 1/4" (184mm)</p> <p><b>Specular Reflector Cone</b> 50W PAR30, 75W R30, 65W BR30, 75W PAR30L 426=Specular Clear 426H=Haze Reflector 426RG=Residential Gold 426CG=Champagne Gold 426SB=Specular Black OD: 7 1/4" (184mm)</p> <p><b>Dayform Cone</b> 50W PAR30, 75W R30, 65W BR30, 75W PAR30L 429=White OD: 7 1/4" (184mm)</p> <p><b>Self Flanged Reflector</b> 60W A19 4041=White OD: 7 1/4" (184mm)</p> <p><b>Self Flanged Reflector Cone</b> 50W PAR30, 75W R30, 65W BR30, 75W PAR30L 4261=White OD: 7 1/4" (184mm)</p> <p><b>BAFFLES</b></p> <p><b>AIR-TITE Super Trim</b> 40W A19, 75W R30, 65W BR30, 60W PAR38, 75W PAR30, 75W PAR30L 30PAT=Black Baffle 30WAT=White Baffle OD: 7 1/4" (184mm)</p> <p><b>Baffle</b> 75W R30, 65W BR30, 75W PAR30L, 50W PAR30 310P=Black Baffle 310W=White Baffle OD: 7 1/4" (184mm)</p> <p><b>Baffle</b> 50W PAR30, 65W BR30, 75W PAR30L, 75W R30, 65W BR30 312P=Black Baffle 312W=White Baffle OD: 7 1/4" (184mm)</p> <p><b>ADJUSTABLES</b></p> <p><b>Eyeball</b> 75W PAR30 74P=White Eyeball OD: 8" (203mm)</p> <p><b>Eyeball</b> 50W R20 77P=White Eyeball OD: 8" (203mm)</p> <p><b>Eyeball</b> 75W R30 78P=White Eyeball 78B=Brass Eyeball 78SL=Silver 78PB=Polished Brass Eyeball 78PAT=Polished Brass Eyeball (converts H7RICT and H7RICT to AIR-TITE Construction) OD: 8" (203mm)</p> <p><b>Coilex Regressed Eyeball</b> 50W PAR30L, 60W BR30 420P=Black Baffle, White Eyeball 420PB=Black Baffle, Polished Brass Eyeball 420W=White Baffle, White Eyeball OD: 7 1/4" (184mm)</p> <p><b>DIFFUSERS</b></p> <p><b>Glass Albalite Lens</b> 60W A19 170P=White Trim Ring 170PS=White Trim Ring, Shower Light OD: 8" (203mm)</p> <p><b>Plastic Drop Opal</b> 40W A19 171P=White Trim Ring 171PS=White Trim Ring, Shower Light OD: 8" (203mm)</p> <p><b>Glass Fresnel Lens</b> 40W A19 173P=White Trim Ring 173PS=White Trim Ring, Shower Light OD: 8" (203mm)</p> <p><b>Shower Light</b> 60W A19, 50W PAR30 172PS=White Trim Ring, Shower Light OD: 7 3/4" (197mm)</p> <p><b>OPEN</b></p> <p><b>Open</b> 75W R30, 75W PAR30, 75W PAR30L, 65W BR30 300P=White OD: 7 1/4" (184mm)</p> <p><b>Splay Trim with Integral socket Support</b> 65W BR30, 75W PAR30, 75W PAR30L 327P=White Splay OD: 7 1/4" (184mm)</p> <p><b>Splay Trim</b> 75W R30, 75W PAR30, 65W BR30 328P=White Splay OD: 7 1/4" (184mm)</p> <p><b>WALL WASH</b></p> <p><b>Baffle Wall Wash</b> 40W A19 430P=Black Baffle, White Scoop, White Trim Ring 430W=White Baffle, White Scoop, White Trim Ring OD: 7 1/4" (184mm)</p>	<p><b>Metal Trim Rings</b> Compatible with 310 and 312 TRM6P=White Metal TRM6PB=Polished Brass TRM6C=Chrome TRM6MB=Black Metal TRM6SL=Silver TRP7MB=Black Plastic</p> <p><b>Oversize Trim Rings</b> For use when ceiling opening is cut too large. Compatible with 310 and 312 trims OT400P=9 1/4" White Metal OT403P=8" White Plastic</p>

Note: Specifications and Dimensions subject to change without notice.

Visit our web site at [www.cooperlighting.com](http://www.cooperlighting.com)